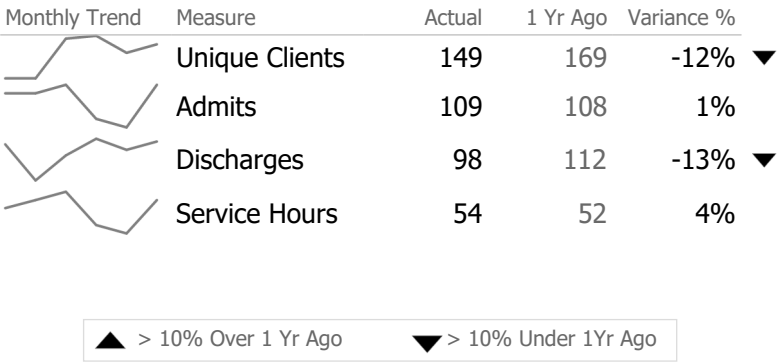
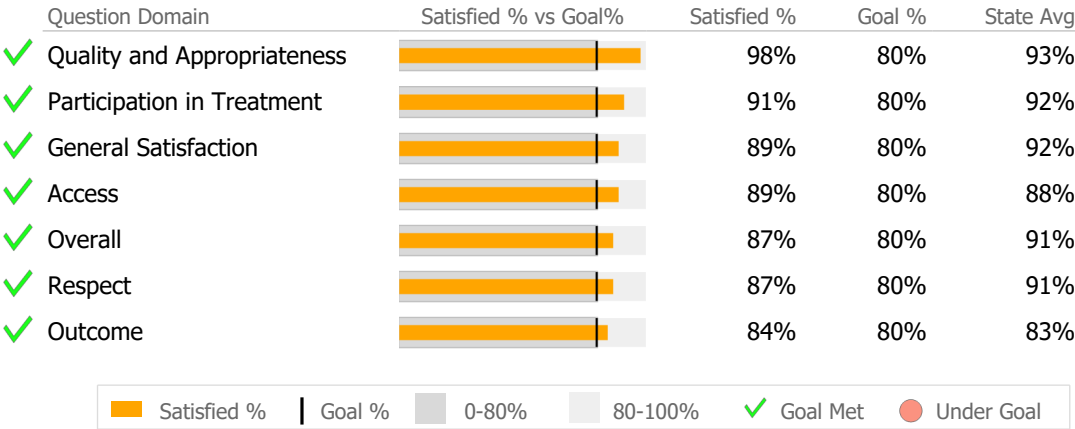


Reporting Period: July 2024 - December 2024 (Data as of Mar 18, 2025)

Provider Activity




Consumer Satisfaction Survey (Based on 45 FY24 Surveys)



Clients by Level of Care



Client Demographics



Program Activity

Measure	Actual	1 Yr Ago	Variance %
Unique Clients	149	169	-12% ▼
Admits	109	108	1%
Discharges	98	112	-13% ▼
Service Hours	54	52	4%

Recovery

National Recovery Measures (NOMS)	Actual % vs Goal %	Actual	Actual %	Goal %	State Avg	Actual vs Goal
Employed	<div><div></div></div>	0	0%	35%	23%	-35% ▼

Service Utilization

	Actual % vs Goal %	Actual	Actual %	Goal %	State Avg	Actual vs Goal
Clients Receiving Services	<div><div></div></div>	56	95%	90%	75%	5%

Data Submission Quality

Data Entry	Actual	State Avg
Valid NOMS Data	<div><div></div></div> 100%	91%

On-Time Periodic	Actual	State Avg
6 Month Updates	<div><div></div></div> 0%	61%

Data Submitted to DMHAS for Month

	Jul	Aug	Sep	Oct	Nov	Dec	% Months Submitted
Admissions	<div></div>	<div></div>	<div></div>	<div></div>	<div></div>	<div></div>	100%
Discharges	<div></div>	<div></div>	<div></div>	<div></div>	<div></div>	<div></div>	100%
Services	<div></div>	<div></div>	<div></div>	<div></div>	<div></div>	<div></div>	100%

1 or more Records Submitted to DMHAS

▲ > 10% Over

▼ < 10% Under

Actual

Goal

Goal Met

Below Goal

* State Avg based on 10 Active Employment Services Programs