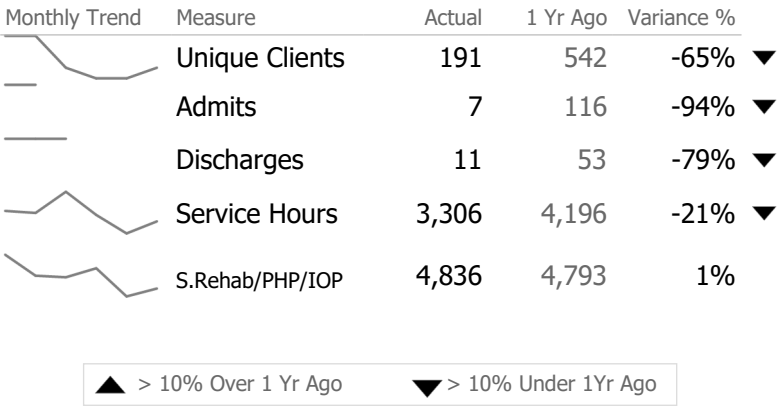
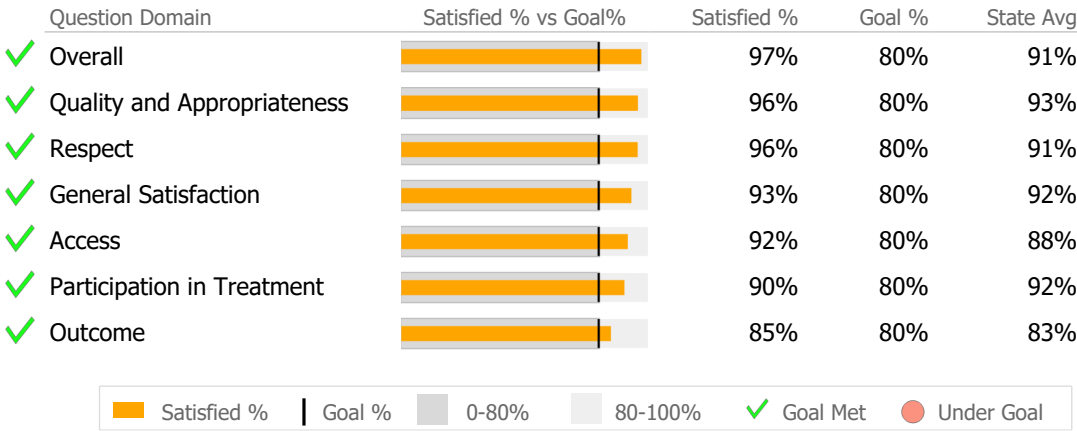


Reporting Period: July 2024 - December 2024 (Data as of Mar 18, 2025)

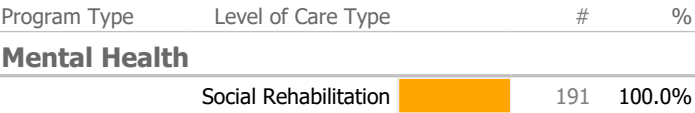
Provider Activity



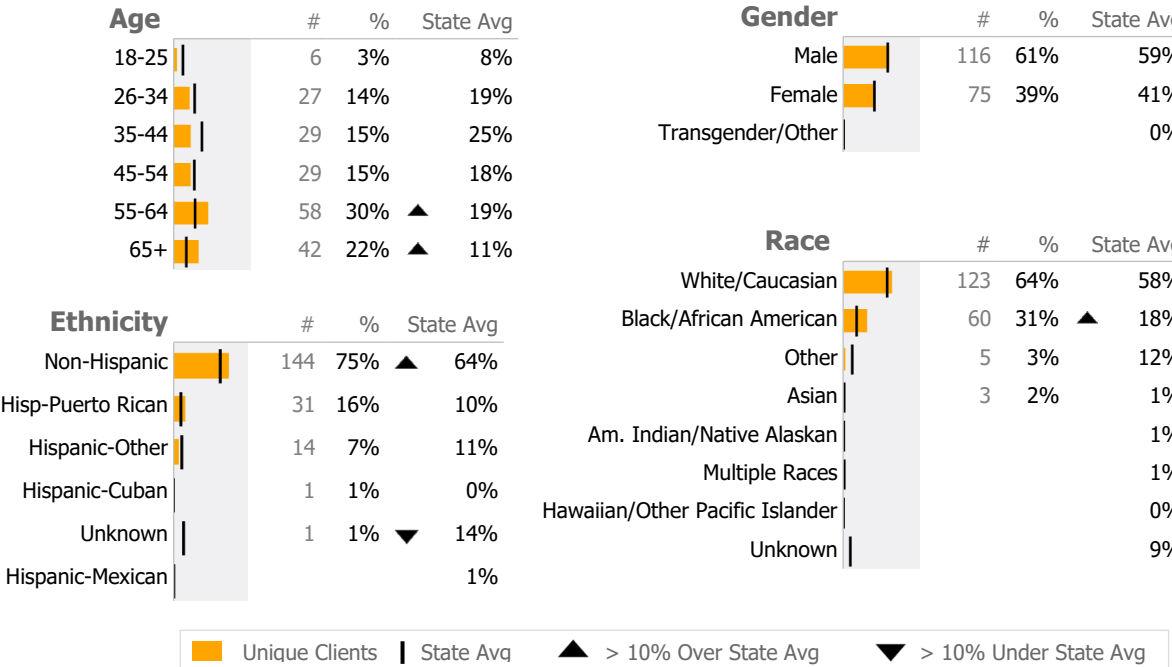
Consumer Satisfaction Survey (Based on 74 FY24 Surveys)



Clients by Level of Care



Client Demographics



Program Activity

Measure	Actual	1 Yr Ago	Variance %
Unique Clients	191	200	-5%
Admits	7	10	-30% ▼
Discharges	10	9	11% ▲
Service Hours	3,306	3,545	-7%
Social Rehab/PHP/IOP Days	4,836	4,793	1%

Service Utilization

	Actual % vs Goal %	Actual	Actual %	Goal %	State Avg	Actual vs Goal
✓ Clients Receiving Services	<div><div></div></div>	184	100%	90%	67%	10%

Data Submitted to DMHAS for Month

	Jul	Aug	Sep	Oct	Nov	Dec	% Months Submitted
Admissions	<div></div>	<div></div>		<div></div>		<div></div>	67%
Discharges	<div></div>	<div></div>	<div></div>			<div></div>	67%
Services	<div></div>	<div></div>	<div></div>	<div></div>	<div></div>	<div></div>	100%

1 or more Records Submitted to DMHAS

▲ > 10% Over ▼ < 10% Under

Actual

Goal

Goal Met

Below Goal

* State Avg based on 34 Active Social Rehabilitation Programs