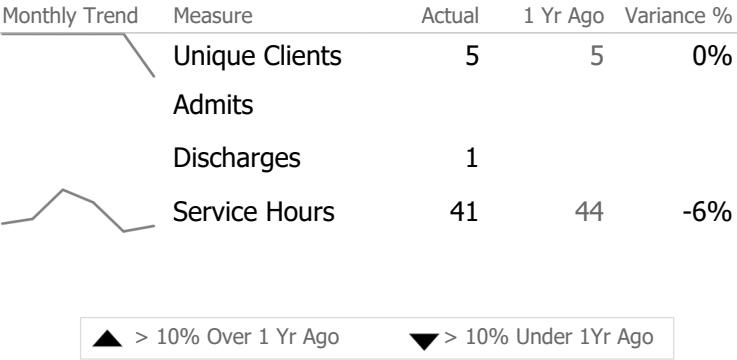
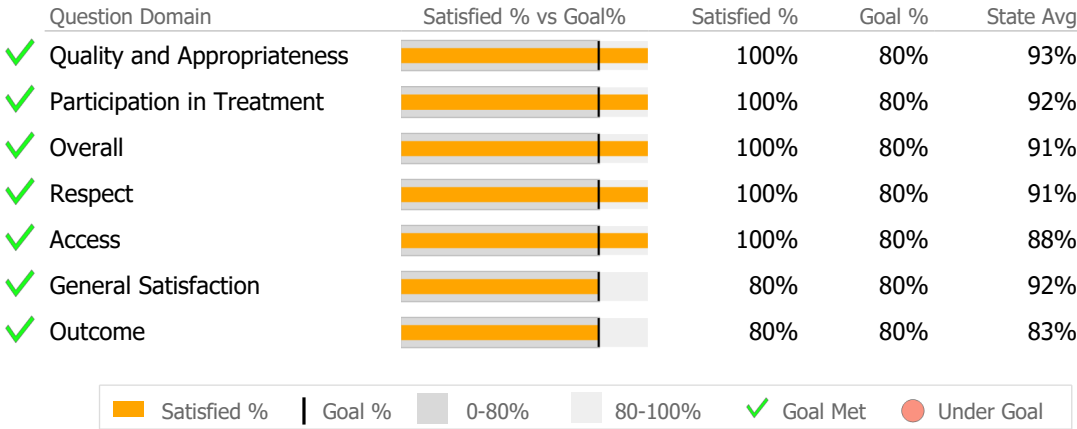


Reporting Period: July 2024 - December 2024 (Data as of Mar 18, 2025)

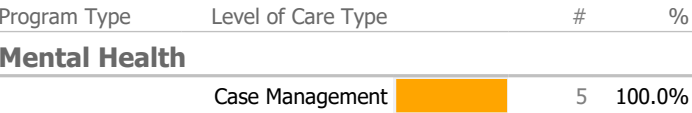
Provider Activity



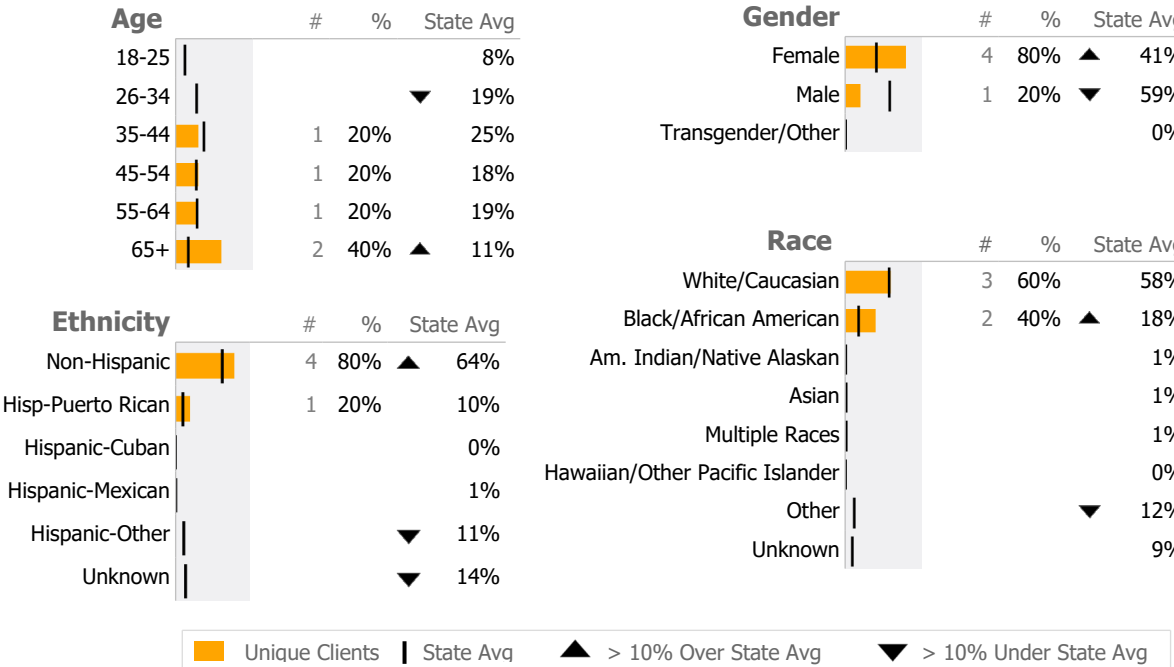
Consumer Satisfaction Survey (Based on 5 FY24 Surveys)



Clients by Level of Care



Client Demographics



Program Activity

Measure	Actual	1 Yr Ago	Variance %
Unique Clients	5	5	0%
Admits	-	-	
Discharges	1	-	
Service Hours	41	44	-6%

Recovery

National Recovery Measures (NOMS)		Actual % vs Goal %	Actual	Actual %	Goal %	State Avg	Actual vs Goal
✓	Stable Living Situation	<div></div>	5	100%	85%	89%	15% ▲

Service Utilization

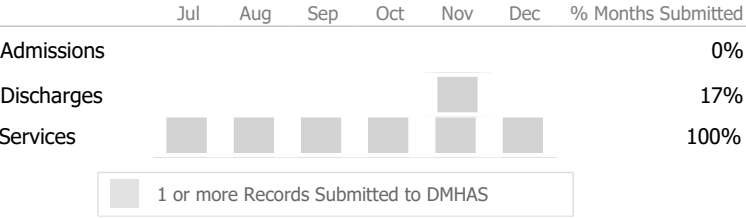
		Actual % vs Goal %	Actual	Actual %	Goal %	State Avg	Actual vs Goal
✓	Clients Receiving Services	<div></div>	5	100%	90%	89%	10%

Data Submission Quality

Data Entry		Actual	State Avg
✓	Valid NOMS Data	<div></div>	100% 97%

On-Time Periodic		Actual	State Avg
●	6 Month Updates	<div></div>	75% 80%

Data Submitted to DMHAS for Month



* State Avg based on 68 Active Supportive Housing – Development Programs