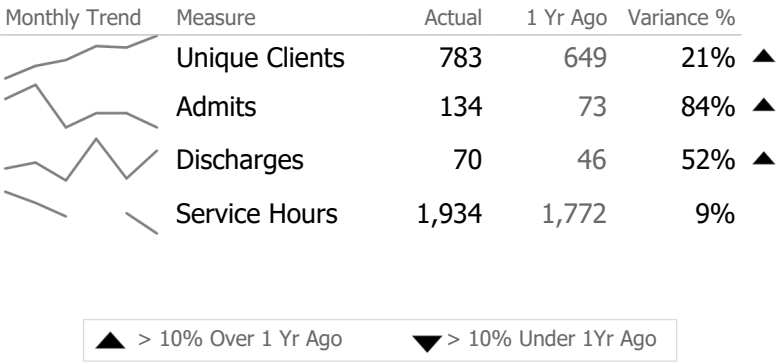
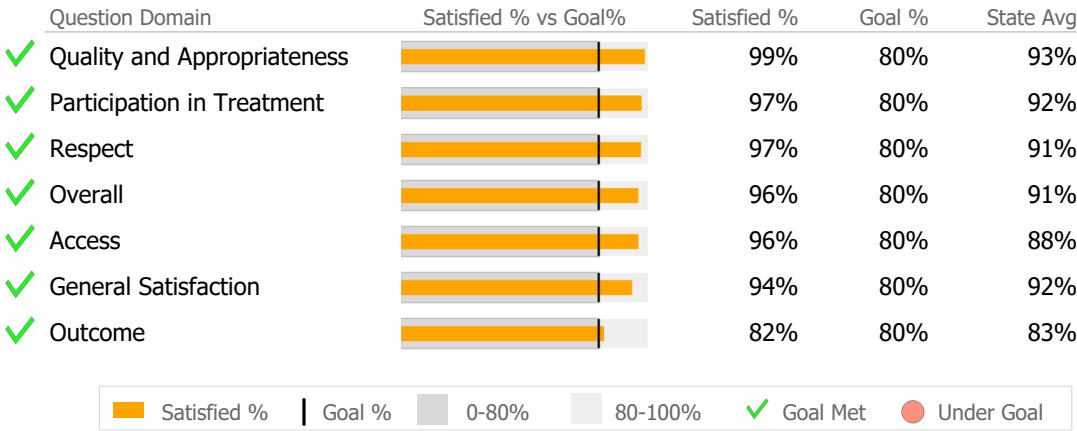


Reporting Period: July 2024 - December 2024 (Data as of Mar 18, 2025)

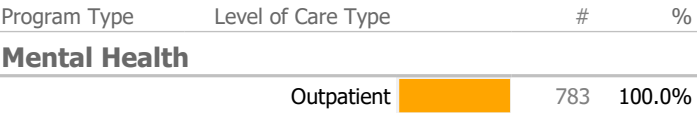
Provider Activity



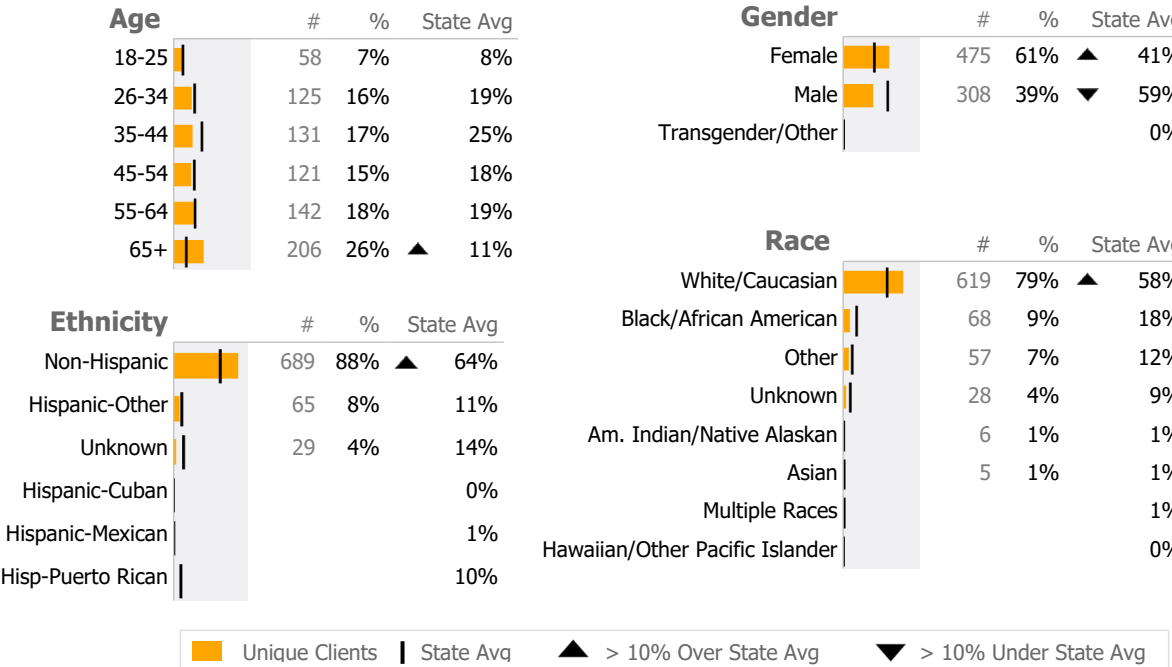
Consumer Satisfaction Survey (Based on 77 FY24 Surveys)



Clients by Level of Care



Client Demographics



Program Activity

Measure	Actual	1 Yr Ago	Variance %
Unique Clients	783	649	21% ▲
Admits	134	73	84% ▲
Discharges	70	46	52% ▲
Service Hours	1,934	1,772	9%

Data Submission Quality

Data Entry	Actual	State Avg
Valid NOMS Data	<div><div></div></div> 70%	89%
On-Time Periodic		
6 Month Updates	<div><div></div></div> 13%	47%
Diagnosis		
Valid MH/SU Diagnosis	<div><div></div></div> 100%	98%

Discharge Outcomes

	Actual % vs Goal %	Actual	Actual %	Goal %	State Avg	Actual vs Goal
Treatment Completed Successfully	<div><div></div></div>	9	13%	50%	45%	-37% ▼

Recovery

National Recovery Measures (NOMS)	Actual % vs Goal %	Actual	Actual %	Goal %	State Avg	Actual vs Goal
Employed	<div><div></div></div>	96	12%	30%	24%	-18% ▼
Social Support	<div><div></div></div>	261	33%	60%	60%	-27% ▼
Improved/Maintained Function Score	<div><div></div></div>	133	20%	75%	43%	-55% ▼
Stable Living Situation	<div><div></div></div>	182	23%	95%	72%	-72% ▼

Service Utilization

	Actual % vs Goal %	Actual	Actual %	Goal %	State Avg	Actual vs Goal
Clients Receiving Services	<div><div></div></div>	340	49%	90%	76%	-41% ▼

Service Engagement

Outpatient	Actual % vs Goal %	Actual	Actual %	Goal %	State Avg	Actual vs Goal
2 or more Services within 30 days	<div><div></div></div>	80	60%	75%	81%	-15% ▼

Data Submitted to DMHAS for Month

	Jul	Aug	Sep	Oct	Nov	Dec	% Months Submitted
Admissions	<div><div></div></div>	<div><div></div></div>	<div><div></div></div>	<div><div></div></div>	<div><div></div></div>	<div><div></div></div>	100%
Discharges	<div><div></div></div>	<div><div></div></div>	<div><div></div></div>	<div><div></div></div>	<div><div></div></div>	<div><div></div></div>	100%
Services	<div><div></div></div>	<div><div></div></div>	<div><div></div></div>	<div><div></div></div>	<div><div></div></div>	<div><div></div></div>	83%

1 or more Records Submitted to DMHAS

▲ > 10% Over

▼ < 10% Under

Actual

Goal

✓ Goal Met

● Below Goal

\* State Avg based on 79 Active Standard Outpatient Programs