
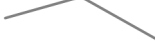




Reporting Period: July 2024 - September 2024 (Data as of Dec 17, 2024)








Provider Activity

Monthly Trend	Measure	Actual	1 Yr Ago	Variance %	
	Unique Clients	44	102	-57%	▼
	Admits	6	4	50%	▲
	Discharges	1			
	Service Hours	138	195	-29%	▼

▲ > 10% Over 1 Yr Ago

▼ > 10% Under 1Yr Ago

Consumer Satisfaction Survey (Based on 23 FY24 Surveys)

Question Domain	Satisfied % vs Goal%	Satisfied %	Goal %	State Avg
✓ Quality and Appropriateness		100%	80%	93%
✓ Participation in Treatment		100%	80%	92%
✓ Respect		100%	80%	91%
✓ General Satisfaction		96%	80%	92%
✓ Access		96%	80%	88%
✓ Overall		91%	80%	91%
● Outcome		78%	80%	83%

Satisfied %

Goal %

0-80%

80-100%

✓ Goal Met

● Under Goal

Clients by Level of Care

Program Type	Level of Care Type	#	%
Mental Health	Case Management	33	75.0%
	Residential Services	11	25.0%

Client Demographics

Age				#	%	State Avg
18-25	<div><div></div><div></div></div>	1	2%		8%	
26-34	<div><div></div><div></div></div>	12	27%		18%	
35-44	<div><div></div><div></div></div>	5	11%	▼	24%	
45-54	<div><div></div><div></div></div>	9	20%		18%	
55-64	<div><div></div><div></div></div>	12	27%		20%	
65+	<div><div></div><div></div></div>	5	11%		12%	
Gender				#	%	State Avg
Female	<div><div></div><div></div></div>	23	52%		42%	
Male	<div><div></div><div></div></div>	21	48%		58%	
Transgender/Other	<div><div></div><div></div></div>				0%	
Race				#	%	State Avg
Black/African American	<div><div></div><div></div></div>	21	48%	▲	17%	
Multiple Races	<div><div></div><div></div></div>	15	34%	▲	1%	
White/Caucasian	<div><div></div><div></div></div>	6	14%	▼	59%	
Other	<div><div></div><div></div></div>	2	5%		12%	
Am. Indian/Native Alaskan	<div><div></div><div></div></div>				1%	
Asian	<div><div></div><div></div></div>				1%	
Hawaiian/Other Pacific Islander	<div><div></div><div></div></div>				0%	
Unknown	<div><div></div><div></div></div>				9%	

Unique Clients State Avg

▲

 > 10% Over State Avg

▼

 > 10% Under State Avg

Ethnicity				#	%	State Avg
Hispanic-Other	<div><div></div><div></div></div>	42	95%	▲	11%	
Non-Hispanic	<div><div></div><div></div></div>	1	2%	▼	64%	
Unknown	<div><div></div><div></div></div>	1	2%	▼	14%	
Hispanic-Cuban	<div><div></div><div></div></div>				0%	
Hispanic-Mexican	<div><div></div><div></div></div>				1%	
Hisp-Puerto Rican	<div><div></div><div></div></div>				10%	

Program Activity

Measure	Actual	1 Yr Ago	Variance %
Unique Clients	15	15	0%
Admits	-	1	-100% ▼
Discharges	1	-	
Service Hours	106	85	25% ▲

Recovery

National Recovery Measures (NOMS)		Actual % vs Goal %	Actual	Actual %	Goal %	State Avg	Actual vs Goal
✓	Stable Living Situation	<div><div></div></div>	15	100%	85%	91%	15% ▲

Service Utilization

		Actual % vs Goal %	Actual	Actual %	Goal %	State Avg	Actual vs Goal
●	Clients Receiving Services	<div><div></div></div>	13	87%	90%	89%	-3%

Data Submission Quality

Data Entry		Actual	State Avg
✓	Valid NOMS Data	<div><div></div></div>	100% 98%

On-Time Periodic		Actual	State Avg
✓	6 Month Updates	<div><div></div></div>	100% 76%

Data Submitted to DMHAS for Month



* State Avg based on 67 Active Supportive Housing – Development Programs

Program Activity

Measure	Actual	1 Yr Ago	Variance %
Unique Clients	5		
Admits	5	-	
Discharges	-	-	
Service Hours	9	-	

Recovery

National Recovery Measures (NOMS)		Actual % vs Goal %	Actual	Actual %	Goal %	State Avg	Actual vs Goal
✓	Stable Living Situation	<div><div></div></div>	5	100%	85%	84%	15% ▲

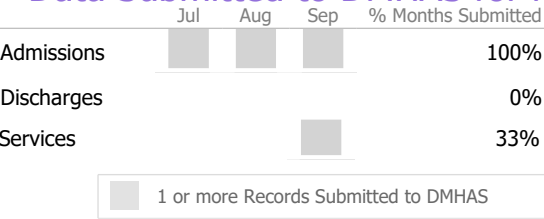
Service Utilization

		Actual % vs Goal %	Actual	Actual %	Goal %	State Avg	Actual vs Goal
✓	Clients Receiving Services	<div><div></div></div>	5	100%	90%	86%	10%

Data Submission Quality

Data Entry	Actual	State Avg
Valid NOMS Data	<div><div></div></div> 90%	98%
On-Time Periodic		
6 Month Updates	<div><div></div></div> N/A	77%

Data Submitted to DMHAS for Month



* State Avg based on 119 Active Supportive Housing – Scattered Site Programs

Program Activity

Measure	Actual	1 Yr Ago	Variance %
Unique Clients	11	13	-15% ▼
Admits	-	-	
Discharges	-	-	
Service Hours	1	82	-99% ▼

Data Submission Quality

Data Entry	Actual	State Avg
Valid NOMS Data	<div><div></div></div>	N/A 99%
On-Time Periodic		
6 Month Updates	<div><div></div></div>	91% 96%
Diagnosis		
Valid MH/SU Diagnosis	<div><div></div></div>	100% 89%

Discharge Outcomes

	Actual % vs Goal %	Actual	Actual %	Goal %	State Avg	Actual vs Goal
Treatment Completed Successfully	<div><div></div></div>	N/A	N/A	50%	58%	N/A

Recovery

National Recovery Measures (NOMS)	Actual % vs Goal %	Actual	Actual %	Goal %	State Avg	Actual vs Goal
✓ Social Support	<div><div></div></div>	10	91%	60%	85%	31% ▲
✓ Stable Living Situation	<div><div></div></div>	11	100%	85%	96%	15% ▲
● Improved/Maintained Function Score	<div><div></div></div>	10	91%	95%	45%	-4%
● Employed	<div><div></div></div>	1	9%	25%	16%	-16% ▼

Service Utilization

	Actual % vs Goal %	Actual	Actual %	Goal %	State Avg	Actual vs Goal
✓ Clients Receiving Services	<div><div></div></div>	11	100%	90%	97%	10%

Data Submitted to DMHAS for Month

	Jul	Aug	Sep	% Months Submitted
Admissions				0%
Discharges				0%
Services				33%

1 or more Records Submitted to DMHAS



* State Avg based on 23 Active Residential Support Programs

Program Activity

Measure	Actual	1 Yr Ago	Variance %
Unique Clients	13	16	-19% ▼
Admits	1	1	0%
Discharges	-	-	
Service Hours	23	27	-16% ▼

Recovery

National Recovery Measures (NOMS)		Actual % vs Goal %	Actual	Actual %	Goal %	State Avg	Actual vs Goal
✓	Stable Living Situation	<div><div></div></div>	12	92%	85%	91%	7%

Service Utilization

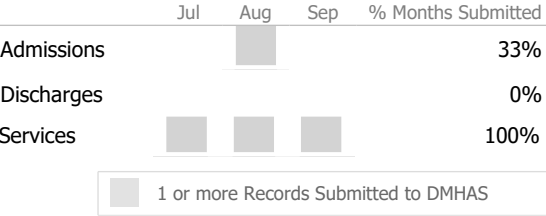
		Actual % vs Goal %	Actual	Actual %	Goal %	State Avg	Actual vs Goal
●	Clients Receiving Services	<div><div></div></div>	8	62%	90%	89%	-28% ▼

Data Submission Quality

Data Entry	Actual	State Avg
✓ Valid NOMS Data	<div><div></div></div> 100%	98%

On-Time Periodic	Actual	State Avg
● 6 Month Updates	<div><div></div></div> 75%	76%

Data Submitted to DMHAS for Month



* State Avg based on 67 Active Supportive Housing – Development Programs