
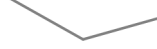



Reporting Period: July 2024 - September 2024 (Data as of Dec 17, 2024)

Provider Activity
























Monthly Trend	Measure	Actual	1 Yr Ago	Variance %	
	Unique Clients	132	57	132%	▲
	Admits	21	4	425%	
	Discharges				
	Service Hours	121	21		

▲ > 10% Over 1 Yr Ago ▼ > 10% Under 1Yr Ago

Clients by Level of Care

Program Type	Level of Care Type	#	%
Addiction	Case Management	132	100.0%

Client Demographics

Age				#	%	State Avg
18-25		3	2%	8%		
26-34		13	10%	18%		
35-44		17	13%	24%	▼	
45-54		35	27%	18%		
55-64		48	37%	20%	▲	
65+		15	11%	12%		
Gender				#	%	State Avg
Male		67	51%	58%		
Female		65	49%	42%		
Transgender/Other				0%		
Ethnicity				#	%	State Avg
Non-Hispanic		93	70%	64%		
Unknown		31	23%	14%		
Hispanic-Other		5	4%	11%		
Hisp-Puerto Rican		3	2%	10%		
Hispanic-Cuban				0%		
Hispanic-Mexican				1%		
Race				#	%	State Avg
White/Caucasian		61	46%	59%	▼	
Unknown		39	30%	9%	▲	
Black/African American		29	22%	17%		
Other		3	2%	12%		
Am. Indian/Native Alaskan				1%		
Asian				1%		
Multiple Races				1%		
Hawaiian/Other Pacific Islander				0%		

Unique Clients | State Avg ▲ > 10% Over State Avg ▼ > 10% Under State Avg

Survey Data Not Available

Program Activity

Measure	Actual	1 Yr Ago	Variance %
Unique Clients	132	57	132% ▲
Admits	21	4	425% ▲
Discharges	-	-	
Service Hours	121	21	

Service Engagement

Homeless Outreach	Actual % vs Goal %	Actual	Actual %	Goal %	State Avg	Actual vs Goal
✓ at least 1 Service within 180 days	<div><div></div></div>	12	57%	50%	68%	7%

Data Submitted to DMHAS for Month

	Jul	Aug	Sep	% Months Submitted
Admissions	<div></div>	<div></div>	<div></div>	100%
Discharges				0%
Services	<div></div>	<div></div>	<div></div>	100%

1 or more Records Submitted to DMHAS

▲ > 10% Over ▼ < 10% Under

Actual |  Goal ✓ Goal Met  Below Goal

\* State Avg based on 24 Active Outreach & Engagement Programs