

Provider Activity

Monthly Trend	Measure	Actual	1 Yr Ago	Variance %
	Unique Clients	17		
	Admits	2		
	Discharges			
	Service Hours		-	
	Bed Days	1,590		

▲ > 10% Over 1 Yr Ago ▼ > 10% Under 1Yr Ago

Clients by Level of Care

Program Type	Level of Care Type	#	%
Mental Health	Inpatient Services	17	100.0%

Client Demographics

Age	#	%	State Avg
18-25	2	12%	10%
26-34	3	18%	21%
35-44	3	18%	23%
45-54	3	18%	19%
55-64	6	35% ▲	20%
65+			8%

Ethnicity	#	%	State Avg
Non-Hispanic	15	88% ▲	69%
Hispanic-Other	2	12%	8%
Hispanic-Cuban			0%
Hispanic-Mexican			1%
Hisp-Puerto Rican			11% ▼
Unknown			12% ▼

Gender	#	%	State Avg
Male	10	59%	58%
Female	7	41%	42%
Transgender			0%

Race	#	%	State Avg
White/Caucasian	13	76% ▲	62%
Black/African American	2	12%	17%
Other	2	12%	12%
Am. Indian/Native Alaskan			1%
Asian			1%
Multiple Races			1%
Hawaiian/Other Pacific Islander			0%
Unknown			6%

■ Unique Clients | State Avg ▲ > 10% Over State Avg ▼ > 10% Under State Avg

Survey Data Not Available

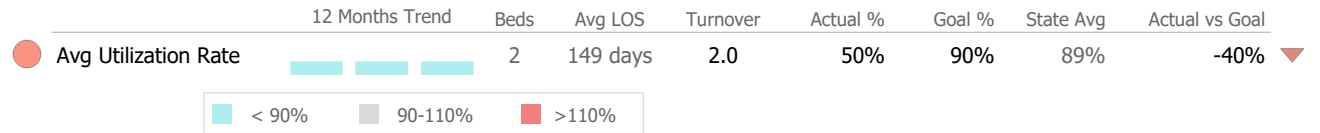
Program Activity

Measure	Actual	1 Yr Ago	Variance %
Unique Clients	1		
Admits	-	-	
Discharges	-	-	
Bed Days	92	-	

Discharge Outcomes

	Actual % vs Goal %	Actual	Actual %	Goal %	State Avg	Actual vs Goal
Treatment Completed Successfully		N/A	N/A	95%	73%	N/A
No Re-admit within 30 Days of Discharge		N/A	N/A	85%	93%	N/A
Follow-up within 30 Days of Discharge		N/A	N/A	90%	66%	N/A


Bed Utilization



Data Submitted to DMHAS by Month

	Jul	Aug	Sep	% Months Submitted
Admissions				0%
Discharges				0%

1 or more Records Submitted to DMHAS






* State Avg based on Active Acute Psychiatric Programs

Program Activity

Measure	Actual	1 Yr Ago	Variance %
Unique Clients	0		
Admits	-	-	
Discharges	-	-	

Data Submission Quality

Data Entry	Actual	State Avg
Valid NOMS Data		N/A NaN
Valid TEDS Data		N/A N/A
On-Time Periodic		
6 Month Updates		N/A N/A

Data Submitted to DMHAS by Month

	Jul	Aug	Sep	% Months Submitted
Admissions				0%
Discharges				0%

 1 or more Records Submitted to DMHAS

 > 10% Over  < 10% Under

 Actual |  Goal  Goal Met  Below Goal

* State Avg based on Active Observation Bed Programs

Variations in data may be indicative of operational adjustments related to the pandemic.

Intermediate Care Contract

Natchaug Hospital

Mental Health - Inpatient Services - Acute Pyschiatric - Intermediate

Connecticut Dept of Mental Health and Addiction Services

Program Quality Dashboard

Reporting Period: July 2022 - September 2022 (Data as of Dec 16, 2022)

Program Activity

Measure	Actual	1 Yr Ago	Variance %
Unique Clients	17		
Admits	2	-	
Discharges	-	-	
Bed Days	1,498	-	

Data Submission Quality

Data Entry	Actual	State Avg
Valid NOMS Data	N/A	NaN
On-Time Periodic	Actual	State Avg
✓ 6 Month Updates	0%	0%
Diagnosis	Actual	State Avg
✓ Valid Axis I Diagnosis	100%	100%

Discharge Outcomes

Measure	Actual % vs Goal %	Actual	Actual %	Goal %	State Avg	Actual vs Goal
Treatment Completed Successfully		N/A	N/A	95%	100%	N/A
No Re-admit within 30 Days of Discharge		N/A	N/A	85%	100%	N/A
Follow-up within 30 Days of Discharge		N/A	N/A	90%	50%	N/A

Bed Utilization

12 Months Trend	Beds	Avg LOS	Turnover	Actual %	Goal %	State Avg	Actual vs Goal
✓ Avg Utilization Rate	3	217 days	0.2	543%	90%	194%	453%

■ < 90%
 ■ 90-110%
 ■ > 110%

Data Submitted to DMHAS by Month

	Jul	Aug	Sep	% Months Submitted
Admissions				67%
Discharges				0%

▲ > 10% Over
 ▼ < 10% Under

■ Actual
 | Goal
 ✓ Goal Met
 ● Below Goal

* State Avg based on Active Acute Pyschiatric - Intermediate Programs

Variations in data may be indicative of operational adjustments related to the pandemic.