

Provider Activity


Monthly Trend	Measure	Actual	1 Yr Ago	Variance %
	Unique Clients	41	41	0%
	Admits		1	-100% ▼
	Discharges			
	Service Hours		-	
	S.Rehab/PHP/IOP	685	2,068	-67% ▼

▲ > 10% Over 1 Yr Ago ▼ > 10% Under 1Yr Ago

Clients by Level of Care

Program Type	Level of Care Type	#	%
Mental Health	Social Rehabilitation	41	100.0%

Client Demographics



Unique Clients | State Avg ▲ > 10% Over State Avg ▼ > 10% Under State Avg

Survey Data Not Available

Arts for Mental Health

Artreach Inc.

Mental Health - Social Rehabilitation - Social Rehabilitation

Connecticut Dept of Mental Health and Addiction Services

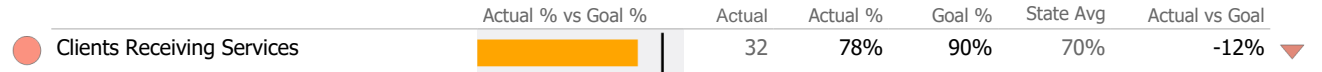
Program Quality Dashboard

Reporting Period: July 2021 - December 2021 (Data as of Apr 18, 2022)

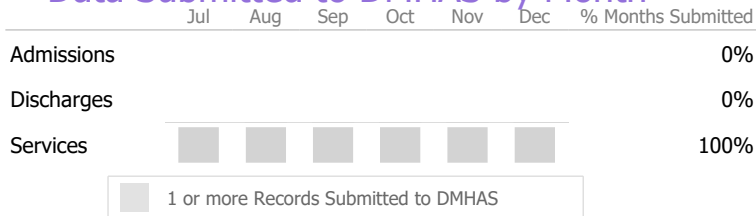
Program Activity

Measure	Actual	1 Yr Ago	Variance %
Unique Clients	41	41	0%
Admits	-	1	-100% ▼
Discharges	-	-	
Service Hours	-	-	
Social Rehab/PHP/IOP Days	685	2,068	-67% ▼

Service Utilization



Data Submitted to DMHAS by Month



▲ > 10% Over ▼ < 10% Under

* State Avg based on 34 Active Social Rehabilitation Programs

Variances in data may be indicative of operational adjustments related to the pandemic.