

### Provider Activity


Monthly Trend	Measure	Actual	1 Yr Ago	Variance %
	Unique Clients	41	42	-2%
	Admits	1	1	0%
	Discharges		2	-100% ▼
	Service Hours		-	
	S.Rehab/PHP/IOP	2,429	1,189	104% ▲

▲ > 10% Over 1 Yr Ago    ▼ > 10% Under 1Yr Ago

### Clients by Level of Care

Program Type	Level of Care Type	#	%
<b>Mental Health</b>	Social Rehabilitation	41	100.0%

### Client Demographics



■ Unique Clients    | State Avg    ▲ > 10% Over State Avg    ▼ > 10% Under State Avg

Survey Data Not Available

**Artreach 212-281**

Artreach Inc.

Mental Health - Social Rehabilitation - Social Rehabilitation

Connecticut Dept of Mental Health and Addiction Services

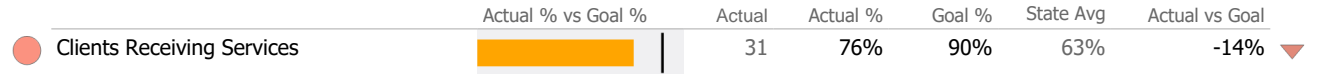
Program Quality Dashboard

Reporting Period: July 2020 - March 2021 (Data as of Jun 28, 2021)

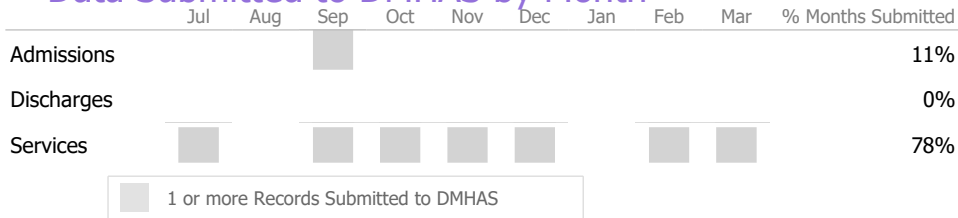
**Program Activity**

Measure	Actual	1 Yr Ago	Variance %
Unique Clients	41	42	-2%
Admits	1	1	0%
Discharges	-	2	-100% ▼
Service Hours	-	-	
Social Rehab/PHP/IOP Days	2,429	1,189	104% ▲

**Service Utilization**



**Data Submitted to DMHAS by Month**



▲ > 10% Over    ▼ < 10% Under

■ Actual    | Goal    ✓ Goal Met    ● Below Goal

\* State Avg based on 34 Active Social Rehabilitation Programs

Variations in data may be indicative of operational adjustments related to the pandemic.