

Provider Activity


Monthly Trend	Measure	Actual	1 Yr Ago	Variance %
	Unique Clients	79	98	-19% ▼
	Admits	6	22	-73% ▼
	Discharges	12	20	-40% ▼
	Service Hours	789	990	-20% ▼

▲ > 10% Over 1 Yr Ago ▼ > 10% Under 1Yr Ago

Clients by Level of Care

Program Type	Level of Care Type	#	%
Mental Health	Recovery Support	79	100.0%

Client Demographics




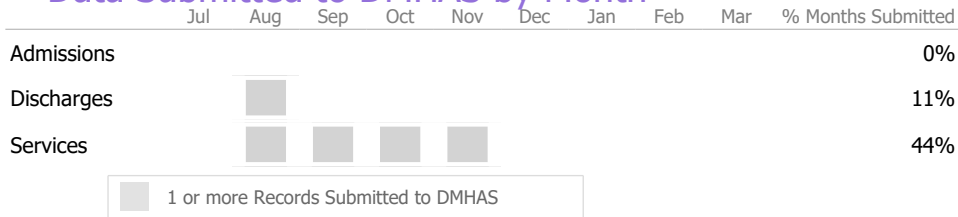
Unique Clients | State Avg ▲ > 10% Over State Avg ▼ > 10% Under State Avg

Survey Data Not Available

Program Activity

Measure	Actual	1 Yr Ago	Variance %
Unique Clients	8	11	-27% ▼
Admits	-	3	-100% ▼
Discharges	2	3	-33% ▼
Service Hours	11	80	-87% ▼

Data Submitted to DMHAS by Month

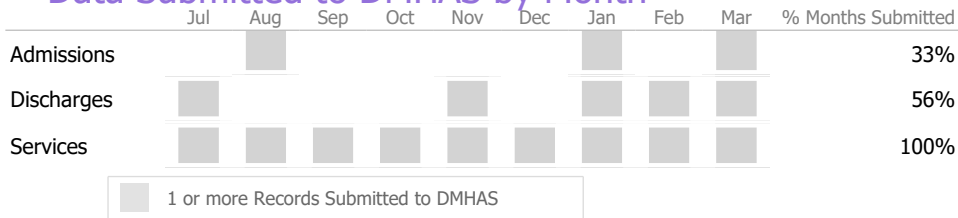


* State Avg based on 1 Active Other Programs

Program Activity

Measure	Actual	1 Yr Ago	Variance %
Unique Clients	71	87	-18% ▼
Admits	6	19	-68% ▼
Discharges	10	17	-41% ▼
Service Hours	779	910	-14% ▼

Data Submitted to DMHAS by Month



* State Avg based on 1 Active Peer Based Mentoring Programs

Variances in data may be indicative of operational adjustments related to the pandemic.