

Provider Activity


Monthly Trend	Measure	Actual	1 Yr Ago	Variance %
	Unique Clients	41	41	0%
	Admits	1		
	Discharges		2	-100% ▼
	Service Hours		-	
	S.Rehab/PHP/IOP	2,068	700	195% ▲

▲ > 10% Over 1 Yr Ago ▼ > 10% Under 1Yr Ago

Clients by Level of Care

Program Type	Level of Care Type	#	%
Mental Health	Social Rehabilitation	41	100.0%

Client Demographics



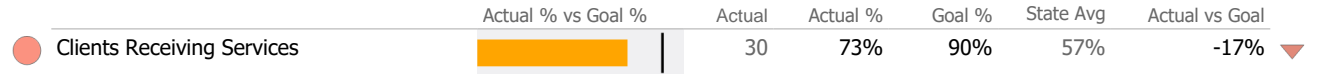
Unique Clients | State Avg ▲ > 10% Over State Avg ▼ > 10% Under State Avg

Survey Data Not Available

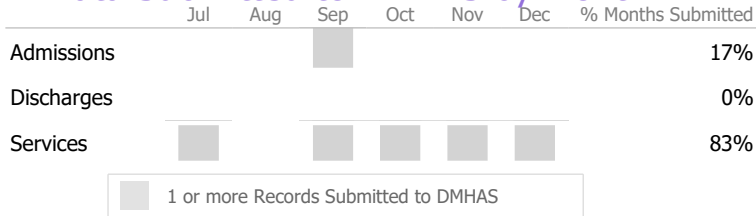
Program Activity

Measure	Actual	1 Yr Ago	Variance %
Unique Clients	41	41	0%
Admits	1	-	
Discharges	-	2	-100% ▼
Service Hours	-	-	
Social Rehab/PHP/IOP Days	2,068	700	195% ▲

Service Utilization



Data Submitted to DMHAS by Month



▲ > 10% Over ▼ < 10% Under

Actual | Goal Goal Met Below Goal

* State Avg based on 34 Active Social Rehabilitation Programs