

Provider Activity


Monthly Trend	Measure	Actual	1 Yr Ago	Variance %
	Unique Clients	74	92	-20% ▼
	Admits	1	16	-94% ▼
	Discharges	5	6	-17% ▼
	Service Hours	500	644	-22% ▼

▲ > 10% Over 1 Yr Ago ▼ > 10% Under 1Yr Ago

Clients by Level of Care

Program Type	Level of Care Type	#	%
Mental Health	Recovery Support	74	100.0%

Client Demographics



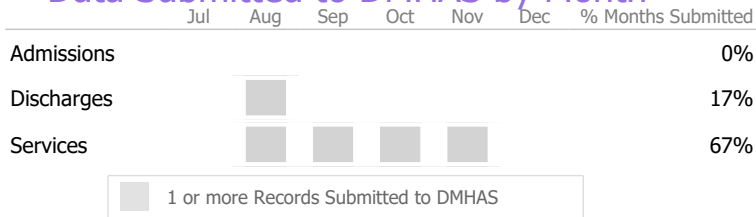
Unique Clients | State Avg ▲ > 10% Over State Avg ▼ > 10% Under State Avg

Survey Data Not Available

Program Activity

Measure	Actual	1 Yr Ago	Variance %
Unique Clients	8	10	-20% ▼
Admits	-	2	-100% ▼
Discharges	2	3	-33% ▼
Service Hours	10	50	-81% ▼

Data Submitted to DMHAS by Month



▲ > 10% Over ▼ < 10% Under

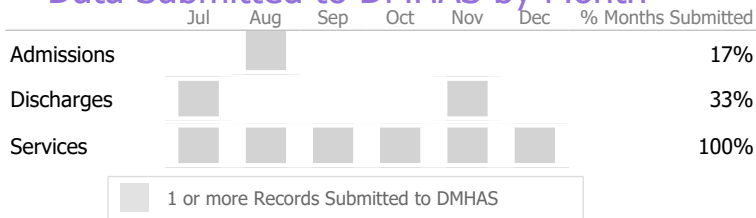
■ Actual | Goal ✓ Goal Met ● Below Goal

* State Avg based on 1 Active Other Programs

Program Activity

Measure	Actual	1 Yr Ago	Variance %
Unique Clients	66	82	-20% ▼
Admits	1	14	-93% ▼
Discharges	3	3	0%
Service Hours	491	593	-17% ▼

Data Submitted to DMHAS by Month



▲ > 10% Over ▼ < 10% Under

■ Actual | Goal ✓ Goal Met ● Below Goal

* State Avg based on 1 Active Peer Based Mentoring Programs

Variations in data may be indicative of operational adjustments related to the pandemic.