

Provider Activity

Monthly Trend	Measure	Actual	1 Yr Ago	Variance %
	Unique Clients	521	556	-6%
	Admits	20	79	-75% ▼
	Discharges	23	41	-44% ▼
	Service Hours	128	309	-59% ▼

▲ > 10% Over 1 Yr Ago ▼ > 10% Under 1Yr Ago

Clients by Level of Care

Program Type	Level of Care Type	#	%
Mental Health	Consultation	521	100.0%

Client Demographics

Age	#	%	State Avg
18-25	22	4%	8%
26-34	107	21%	21%
35-44	97	19%	22%
45-54	114	22%	20%
55-64	145	28%	20%
65+	36	7%	9%

Ethnicity	#	%	State Avg
Non-Hispanic	331	64%	69%
Unknown	116	22%	▲ 11%
Hispanic-Other	41	8%	8%
Hisp-Puerto Rican	32	6%	12%
Hispanic-Cuban	1	0%	0%
Hispanic-Mexican			1%

Gender	#	%	State Avg
Male	359	69%	▲ 58%
Female	162	31%	▼ 42%
Transgender			0%

Race	#	%	State Avg
White/Caucasian	300	67%	63%
Black/African American	62	14%	16%
Other	40	9%	13%
Unknown	36	8%	5%
Am. Indian/Native Alaskan	5	1%	1%
Multiple Races	5	1%	1%
Asian	2	0%	1%
Hawaiian/Other Pacific Islander			0%

■ Unique Clients | State Avg ▲ > 10% Over State Avg ▼ > 10% Under State Avg

Survey Data Not Available

Program Activity

Measure	Actual	1 Yr Ago	Variance %
Unique Clients	56	51	10%
Admits	-	2	-100% ▼
Discharges	-	-	
Service Hours	12	11	5%

Data Submitted to DMHAS by Month

	Jul	Aug	Sep	% Months Submitted
Admissions				0%
Discharges				0%
Services				0%

■ 1 or more Records Submitted to DMHAS

▲ > 10% Over ▼ < 10% Under

■ Actual | Goal ✓ Goal Met ● Below Goal

* State Avg based on 10 Active Consultation Programs

Program Activity

Measure	Actual	1 Yr Ago	Variance %
Unique Clients	52	66	-21% ▼
Admits	-	11	-100% ▼
Discharges	-	6	-100% ▼
Service Hours	1	61	-99% ▼

Data Submitted to DMHAS by Month

	Jul	Aug	Sep	% Months Submitted
Admissions				0%
Discharges				0%
Services				0%

■ 1 or more Records Submitted to DMHAS

▲ > 10% Over ▼ < 10% Under

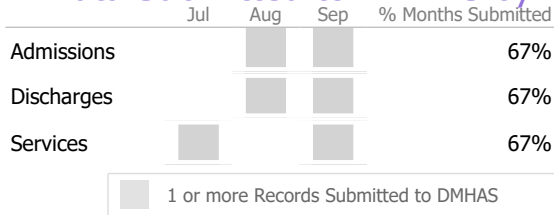
■ Actual | Goal ✓ Goal Met ● Below Goal

* State Avg based on 10 Active Consultation Programs

Program Activity

Measure	Actual	1 Yr Ago	Variance %
Unique Clients	60	52	15% ▲
Admits	4	10	-60% ▼
Discharges	3	1	200% ▲
Service Hours	34	30	11% ▲

Data Submitted to DMHAS by Month



▲ > 10% Over ▼ < 10% Under

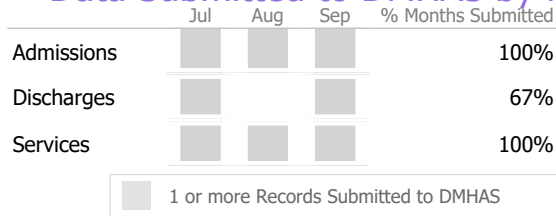
■ Actual | Goal ✓ Goal Met ● Below Goal

* State Avg based on 10 Active Consultation Programs

Program Activity

Measure	Actual	1 Yr Ago	Variance %
Unique Clients	88	108	-19% ▼
Admits	4	32	-88% ▼
Discharges	20	23	-13% ▼
Service Hours	8	44	-81% ▼

Data Submitted to DMHAS by Month



* State Avg based on 10 Active Consultation Programs

Variations in data may be indicative of operational adjustments related to the pandemic.

Program Activity

Measure	Actual	1 Yr Ago	Variance %
Unique Clients	96	101	-5%
Admits	1	-	
Discharges	-	2	-100% ▼
Service Hours	1	-	

Data Submitted to DMHAS by Month

	Jul	Aug	Sep	% Months Submitted
Admissions			■	33%
Discharges				0%
Services				0%

■ 1 or more Records Submitted to DMHAS

▲ > 10% Over ▼ < 10% Under

■ Actual | Goal ✓ Goal Met ● Below Goal

* State Avg based on 10 Active Consultation Programs

Program Activity

Measure	Actual	1 Yr Ago	Variance %
Unique Clients	56	70	-20% ▼
Admits	5	8	-38% ▼
Discharges	-	5	-100% ▼
Service Hours	57	26	123% ▲

Data Submitted to DMHAS by Month



* State Avg based on 10 Active Consultation Programs

Program Activity

Measure	Actual	1 Yr Ago	Variance %
Unique Clients	101	92	10%
Admits	-	6	-100% ▼
Discharges	-	-	
Service Hours	1	66	-99% ▼

Data Submitted to DMHAS by Month

	Jul	Aug	Sep	% Months Submitted
Admissions				0%
Discharges				0%
Services				0%

■ 1 or more Records Submitted to DMHAS

▲ > 10% Over ▼ < 10% Under

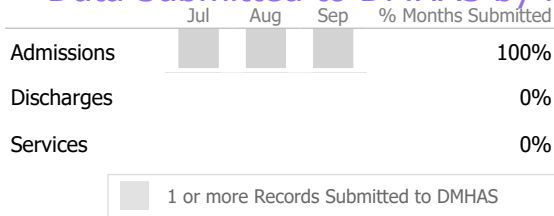
■ Actual | Goal ✓ Goal Met ● Below Goal

* State Avg based on 10 Active Consultation Programs

Program Activity

Measure	Actual	1 Yr Ago	Variance %
Unique Clients	21	46	-54% ▼
Admits	6	10	-40% ▼
Discharges	-	4	-100% ▼
Service Hours	15	70	-78% ▼

Data Submitted to DMHAS by Month



* State Avg based on 10 Active Consultation Programs

Program Activity

Measure	Actual	1 Yr Ago	Variance %
Unique Clients	0		
Admits	-	-	
Discharges	-	-	

Data Submitted to DMHAS by Month

	Jul	Aug	Sep	% Months Submitted
Admissions				0%
Discharges				0%

1 or more Records Submitted to DMHAS

▲ > 10% Over ▼ < 10% Under

■ Actual | Goal ✓ Goal Met ● Below Goal

* State Avg based on 0 Active Screening Programs