

Provider Activity

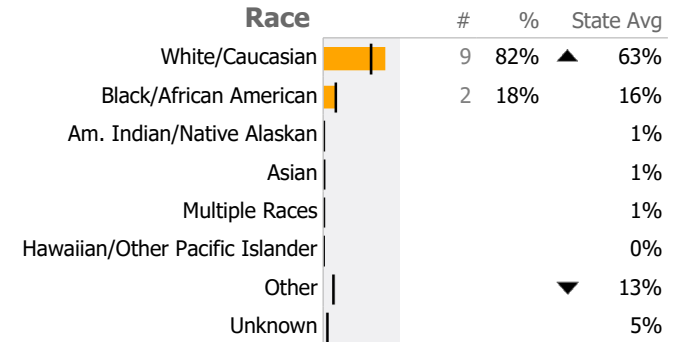
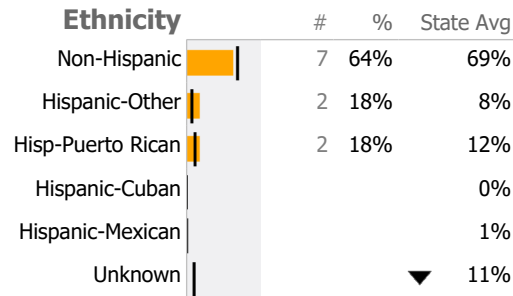

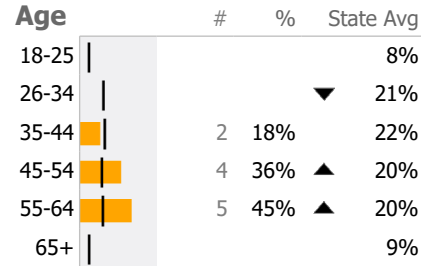
Monthly Trend	Measure	Actual	1 Yr Ago	Variance %
	Unique Clients	11	12	-8%
	Admits			
	Discharges			
	Service Hours		-	

▲ > 10% Over 1 Yr Ago ▼ > 10% Under 1Yr Ago

Clients by Level of Care

Program Type	Level of Care Type	#	%
Mental Health	Case Management	11	100.0%

Client Demographics



■ Unique Clients | State Avg ▲ > 10% Over State Avg ▼ > 10% Under State Avg

Survey Data Not Available

Program Activity

Measure	Actual	1 Yr Ago	Variance %
Unique Clients	11	12	-8%
Admits	-	-	
Discharges	-	-	
Service Hours	-	-	

Recovery

National Recovery Measures (NOMS)	Actual % vs Goal %	Actual	Actual %	Goal %	State Avg	Actual vs Goal
✓ Stable Living Situation		11	100%	85%	88%	15% ▲

Service Utilization

	Actual % vs Goal %	Actual	Actual %	Goal %	State Avg	Actual vs Goal
● Clients Receiving Services		0	0%	90%	92%	N/A ▼

Data Submission Quality

Data Entry	Actual	State Avg
✓ Valid NOMS Data		96%
On-Time Periodic	Actual	State Avg
✓ 6 Month Updates		87%

Data Submitted to DMHAS by Month

	Jul	Aug	Sep	% Months Submitted
Admissions				0%
Discharges				0%
Services				0%

1 or more Records Submitted to DMHAS

▲ > 10% Over ▼ < 10% Under

Actual | Goal ✓ Goal Met ● Below Goal

* State Avg based on 101 Active Supportive Housing – Scattered Site Programs