

Provider Activity


Monthly Trend	Measure	Actual	1 Yr Ago	Variance %
	Unique Clients	73	84	-13% ▼
	Admits	1	9	-89% ▼
	Discharges	3	3	0%
	Service Hours	264	364	-28% ▼

▲ > 10% Over 1 Yr Ago ▼ > 10% Under 1Yr Ago

Clients by Level of Care

Program Type	Level of Care Type	#	%
Mental Health	Recovery Support	73	100.0%

Client Demographics




Unique Clients | State Avg ▲ > 10% Over State Avg ▼ > 10% Under State Avg

Survey Data Not Available

Program Activity

Measure	Actual	1 Yr Ago	Variance %
Unique Clients	8	10	-20% ▼
Admits	-	2	-100% ▼
Discharges	2	3	-33% ▼
Service Hours	8	23	-64% ▼

Data Submitted to DMHAS by Month

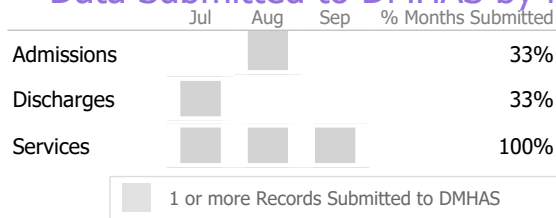


* State Avg based on 1 Active Other Programs

Program Activity

Measure	Actual	1 Yr Ago	Variance %
Unique Clients	65	74	-12% ▼
Admits	1	7	-86% ▼
Discharges	1	-	
Service Hours	255	340	-25% ▼

Data Submitted to DMHAS by Month



* State Avg based on 1 Active Peer Based Mentoring Programs

Variations in data may be indicative of operational adjustments related to the pandemic.