

Global Resilience Institute
at Northeastern University

McChrystal Group

Connecticut Long-Term Economic Recovery

Briefing to COG Directors, DEMHS Regional Coordinators, CCM, and COST

Presented on September 21, 2020, watch online at:

<https://www.youtube.com/watch?v=VbtmOjCprec&feature=youtu.be>

Agenda

- Background about Economic Recovery Priorities – Mary Glassman, Senior Advisor to the Governor & Chair, CT Long Term Economic Recovery
- Phase 1 Resilient Economic Recovery Planning Goals and Team Introductions– Prof. Stephen Flynn, Global Resilience Institute, Northeastern University
- Overview of the Capacity Building Process – Ryan Flynn, McChrystal Group
- Research Process and Examples of Information Requests for RRSCs – Warren Edwards and Liz Allen, Global Resilience Institute

Agenda for Today

1. Background: Economic Recovery Priorities
2. Team Introductions
3. Project Vision and Goals
4. Overview of Capacity Building Process
5. Research Process for Resilience Baseline Assessments

Background: Economic Recovery Priorities

- **The COVID-19 crisis requires focused effort from leaders at all levels to secure funding for critical recovery and development projects**
- To maximize funding, CT must develop a comprehensive strategy that enables an equitable, sustainable, and resilient recovery
- Funders are seeking scalable and impactful projects that address long-standing equity issues, increase inclusivity in economic development, and build long-term resiliency

Without a different approach to planning and community- and funder-engagement, CT risks missing out on available funding for recovery



Statewide Long-Term Economic Recovery Strategy

Phase 1

Sept – Dec 2020

In partnership with the State, Advance CT, 9 COGs, 5 DEMHS Regions & Philanthropic Organizations, GRI and McChrystal Group will provide capacity building support to the newly-formed Regional Recovery Steering Committees and produce regional resilience baseline assessments.

Phase 2

2021 – 2022

GRI will leverage the existing economic development planning and recovery efforts across the state of Connecticut and develop a toolkit for community resilience analysis that will support updating and adapting these plans to support recovery from the COVID-19 emergency. GRI will pilot an inclusive planning process in representative communities in each of the 9 COGs.

GRI and McChrystal Group will support capacity-building and planning efforts supported by the U.S. Economic Development Administration and led by Connecticut's Councils of Governments: Recovery Coordinators for each of the 9 COGs | Regional Business Resource Centers (RBRCs) Statewide Business Retention and Expansion | Reimagining CT's Innovation Corridor (CIC) Regional CEDS Repositioning



Our Core Team Brings Diverse Backgrounds and Decades of Experience to Support CT's Recovery Planning



Stephen Flynn
Founding Director
GRI



Robin White
Exec. Director for Research
GRI



Warren Edwards
Distinguished Senior Fellow
GRI



Marcella Nunez-Smith
Distinguished Senior Fellow
GRI



Ryan Flynn
Senior Principal
McChrystal Group



Caroline Kramer
Analyst
McChrystal Group



Liz Allen
Post-Doc Research Associate
GRI



Howard Smith
Senior Research Analyst
GRI



Chike Aguh
Advisor
McChrystal Group



Greg Vogle
Advisor
McChrystal Group

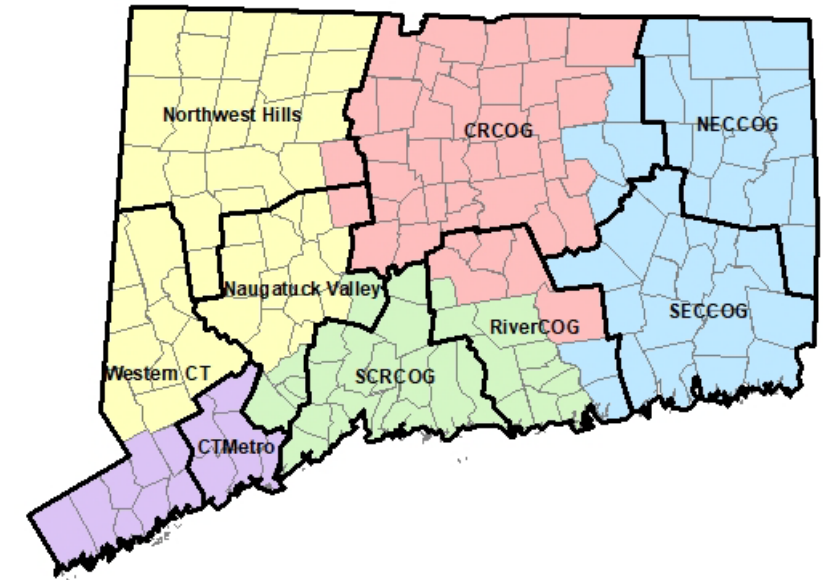


Our Shared Objective is to Maximize Available Resources for Recovery and Ensure Community Support for Projects

The Regional Recovery Steering Committees will:

- Integrate activities already underway
- Increase inclusion of communities hit hardest by the crisis
- Focus stakeholders on mutually beneficial projects that are best positioned to receive funding

This effort - supported by CARES Act and EDA funding - is designed to provide the RRSCs with the information, capabilities, and resources they need to fill this crucial role



Connecticut Division of Emergency Management and Homeland Security Regions

- DEMHS Region 1
- DEMHS Region 2
- DEMHS Region 3
- DEMHS Region 4
- DEMHS Region 5

Councils of Government outlined in bold

Our Shared Objective is to Maximize Available Resources for Recovery and Ensure Community Support for Projects

In support of one another the RRSCs, COGs, and GRI will:

- **Assess the current situation** and identify high-impact interventions through a GRI Baseline Assessment which will synthesize information about social and economic issues facing each region and help to further coordinate planning
- **Engage community stakeholders** to inform and validate ongoing needs assessments and identify shared opportunities for development
- **Provide validated analysis** and recommendations that serve as a connecting point between economic development plans and equity and resilience opportunities
- **Improve connectivity and visibility** between the state, regional, and local planners and philanthropic organizations that will maximize shared resources
- **Facilitate community buy-in** through consensus-building around prioritized recovery plans at the local level



The RRSCs Play a Key Role in Integrating Traditionally Independent Efforts and Driving Action Across Shared Priorities

We need **leadership at every level** to help guide CT through this crisis and the RRSCs were stood up to provide an additional, more inclusive, regional resource.

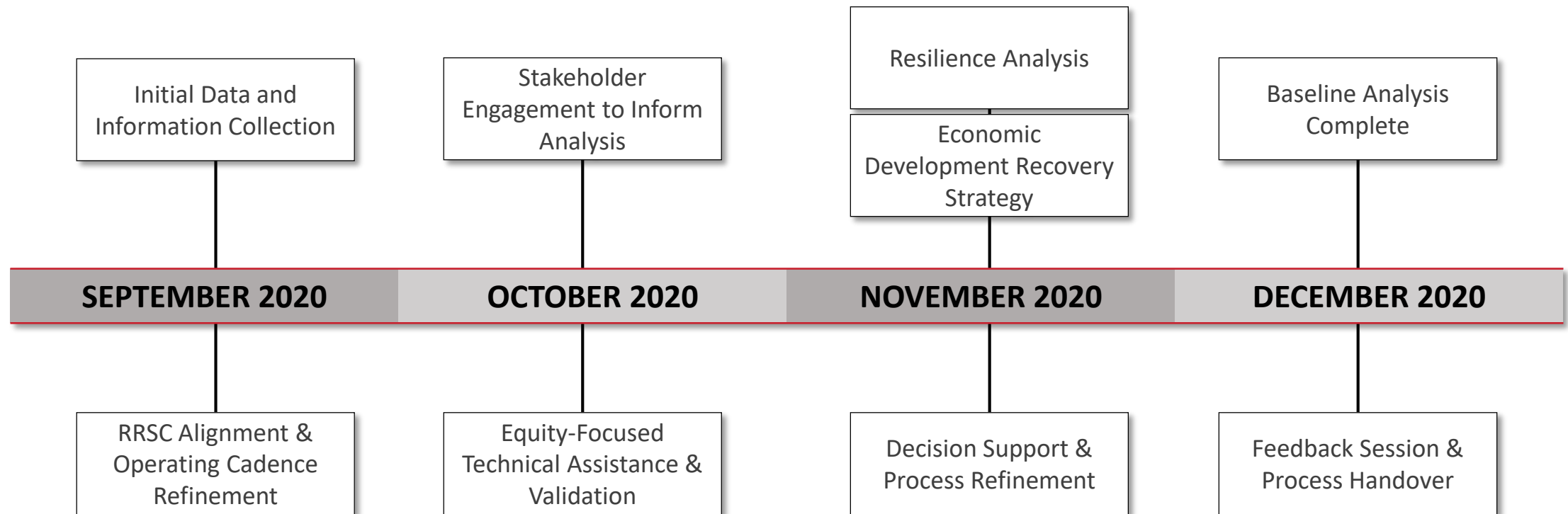
Effective and engaged RRSCs will support:

- Networked communication to engage state, regional, and local planners and organizations in a real-time decision-making process.
- Empowered and informed feedback to ensure equity and inclusivity in terms of need and approach.
- Improved effectiveness in leveraging community expertise and planning for short, medium, and long-term recovery.

To achieve success on mission-critical tasks in response to Covid-19, the RRSCs must provide adaptable, regional-level leadership to match disaster-caused needs with resources that will help CT recover.

Phase 1 Will Provide Critical Analysis and Capacity Building to the Newly-Formed Regional Recovery Steering Committees

Key Activities:



Initial Activities Build a Foundation to Enable Effective and Inclusive Execution of the Planning Process

Initial Resilience Analysis

- Publicly available resilience data and information
- State Economic Recovery Plan
- Regional economic development plans and strategies strategies
- Leverages FEMA Rapid Needs Assessment
- Informs stakeholder engagement strategy

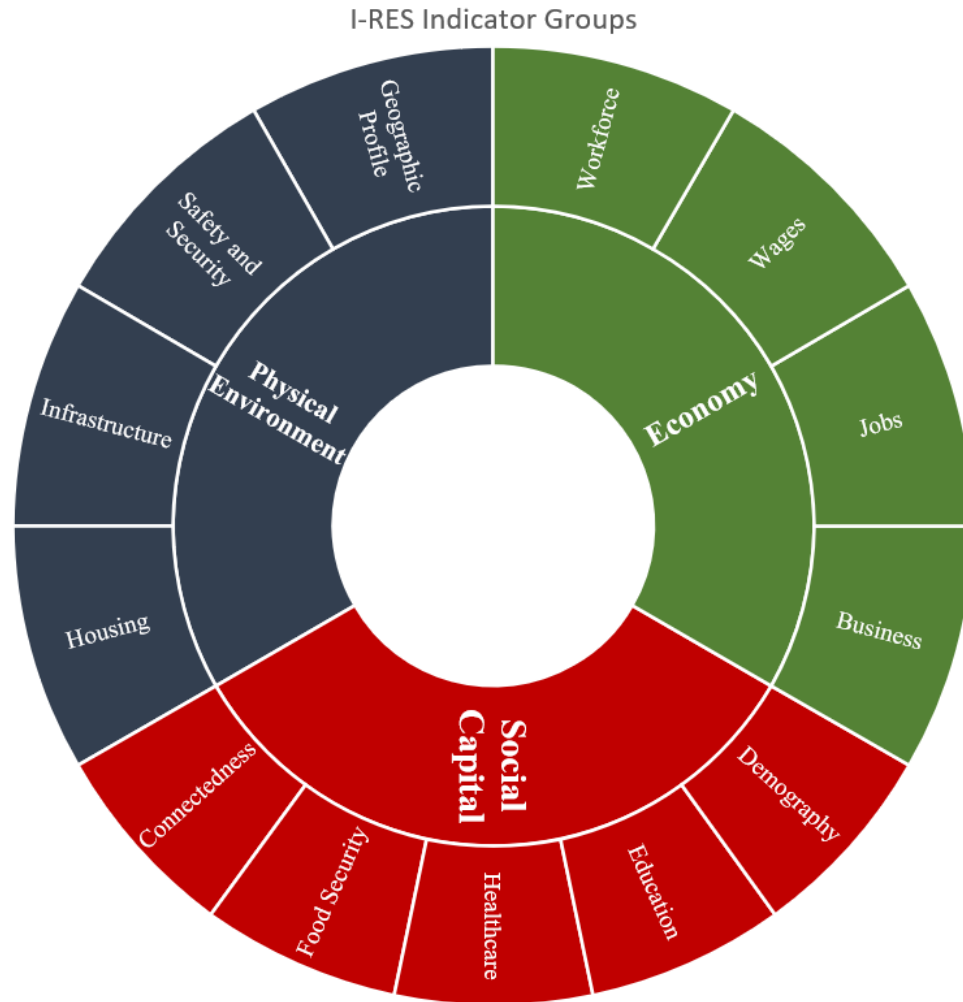
Support to RRSCs

- Baseline current processes and key activities
- Refinement of communication and operating cadence
- Development of shared mission and guiding principles to inform decision-making
- De-biasing exercise for critical responses to GRI information requirements



By the end of October, RRSCs will be prepared to quickly and inclusively engage in critical recovery planning activities and will be supporting GRI's community-informed data collection process

Elements of Resilience Analysis



Focal areas for Resilience Baseline Assessments

Economy

- Financial/budget considerations
- Unemployment rates
- Economic drivers by sector
- Income inequality
- Workforce development

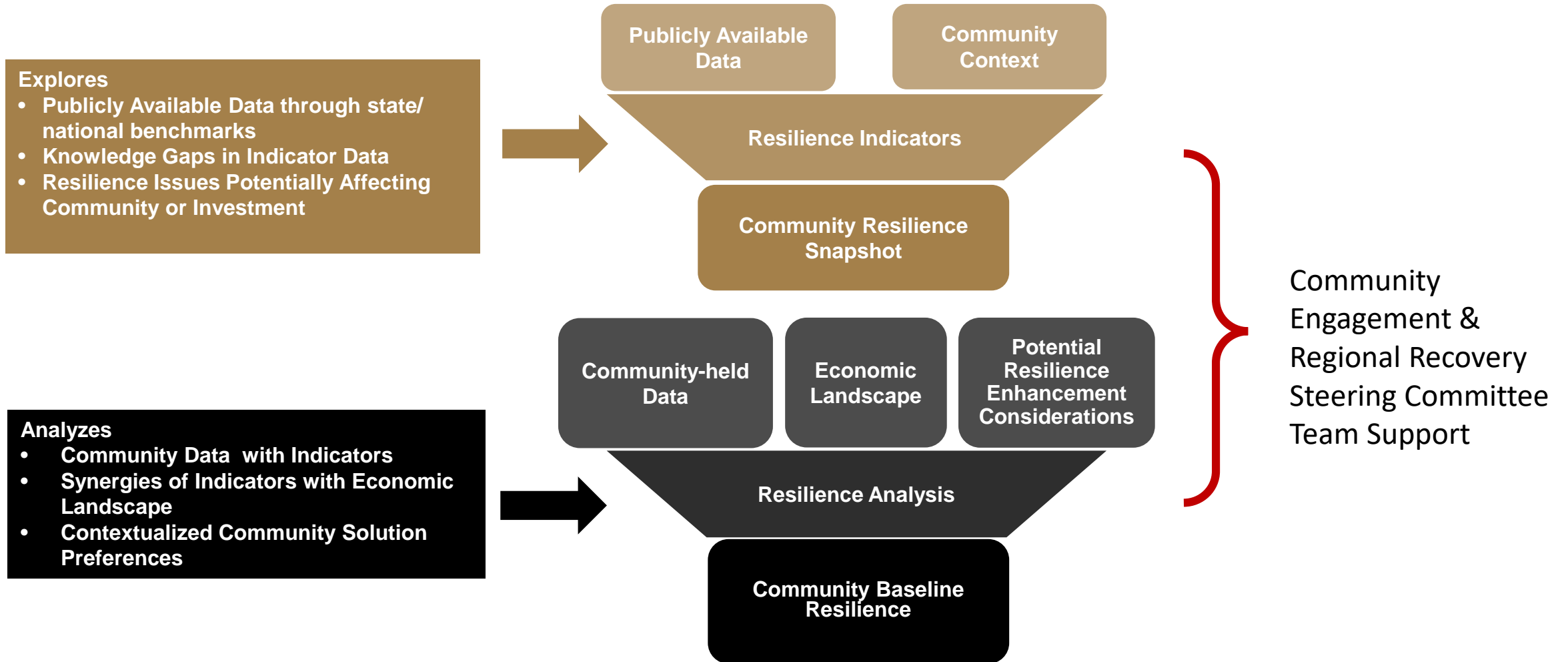
Social Capital

- Healthcare access
- Education
- Food and housing security

Physical Environment

- Built environment
- Transportation
- Telecommunications

Resilience Baseline Assessment Process Overview



Questions & Discussion

177 Huntington Ave, Third Floor, Boston, MA 02115
www.globalresilience.northeastern.edu
Office: 617.373.4578
Contact: e.allen@northeastern.edu

333 N Fairfax St, Alexandria, VA 22314
www.mcchrystalgroup.com
Office: 571.312.8637
Contact: ryan.flynn@mcchrystalgroup.com

Global Resilience Institute
at Northeastern University

McChrystal Group