

# CT PRESCRIPTION DRUG DISPENSATIONS – 2022 QUARTER 1

The CT Prescription Monitoring and Reporting System (CPMRS) collects prescription records for Schedule II – V controlled substances, mandated by CT General Statutes Sec. 21a-254.



Controlled substances are classified into **5 drug schedules** which are determined by the U.S. Drug Enforcement Administration (DEA) and state regulations. The classification is based on a drug's medical use and potential for misuse and dependency.



**76%**

of controlled substances dispensed to CT residents this quarter are benzodiazepines, medical marijuana, opiate partial agonists, opiate agonists, and stimulants.

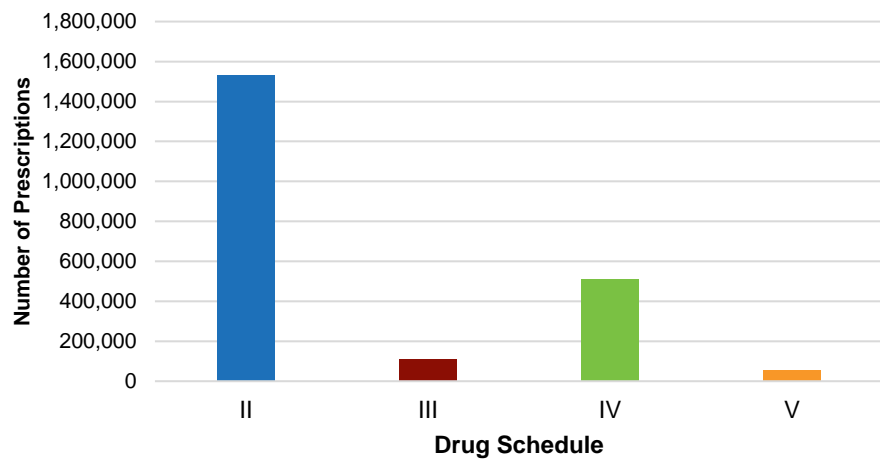
## Prescriptions<sup>1</sup> Dispensed to CT Residents

Patient Residence	Prescription Count
Fairfield County	602,847
Hartford County	614,409
Litchfield County	155,836
Middlesex County	143,497
New Haven County	698,517
New London County	271,763
Tolland County	102,093
Windham County	91,364
Connecticut <sup>2</sup>	2,681,929

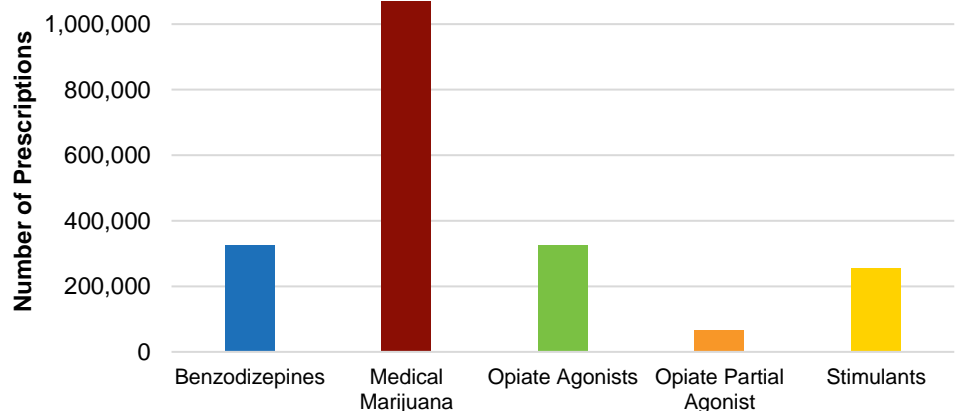
<sup>1</sup> This includes non-controlled & controlled prescriptions

<sup>2</sup> Since county information is not available for all prescriptions, the county totals will not add up to the state total

## Number of Controlled Substance Prescriptions by DEA Drug Schedule



## Most Common Controlled Substances Dispensed to CT Residents



## Opiate Agonist Prescriptions

Opiate agonists are generally used to treat moderate to severe pain; typically associated with injury, surgery, or various health conditions.

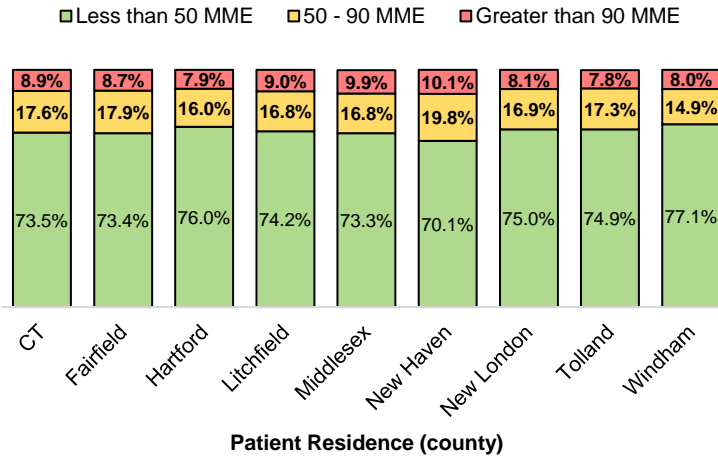
### Top 5 Opiate Agonist Prescriptions Dispensed to CT Residents

Generic Drug Name	Prescription Count
Oxycodone HCl	91,492
Tramadol HCl	64,647
Oxycodone HCl/acetaminophen	57,793
Hydrocodone bitartrate/APAP	42,886
Hydromorphone HCl	18,347

\*APAP = acetaminophen

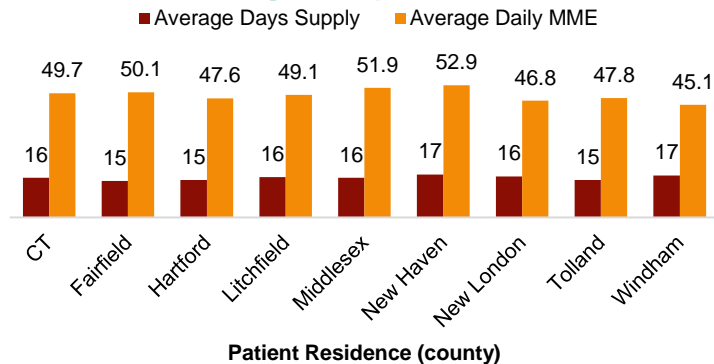
The Centers for Disease Control and Prevention (CDC) recommends that when starting a patient on opioids that the lowest effective dosage (<50 MME/day) should be prescribed in order to reduce the risk for overdose. Prescribing dosages of ≥50 MME/day increases the chances of an overdose ([CDC Guideline for Prescribing Opioids for Chronic Pain](#)).

### Proportion of Opiate Agonists per MME Category



The longer a person is exposed to opioids the risks of opioid dependency increases.

### Average Days Supply and Daily Morphine Milligram Equivalent



## Benzodiazepine Prescriptions

Benzodiazepines are often used to treat a variety of health conditions such as anxiety, seizures, and insomnia.

### Top 5 Benzodiazepine Prescriptions Dispensed to CT Residents

Generic Drug Name	Prescription Count
Alprazolam	114,791
Clonazepam	87,239
Lorazepam	80,436
Diazepam	30,492
Temazepam	5,485

## Stimulant Prescriptions

Stimulants are most often used to treat attention-deficit hyperactivity disorder (ADHD). It is also used to treat narcolepsy.

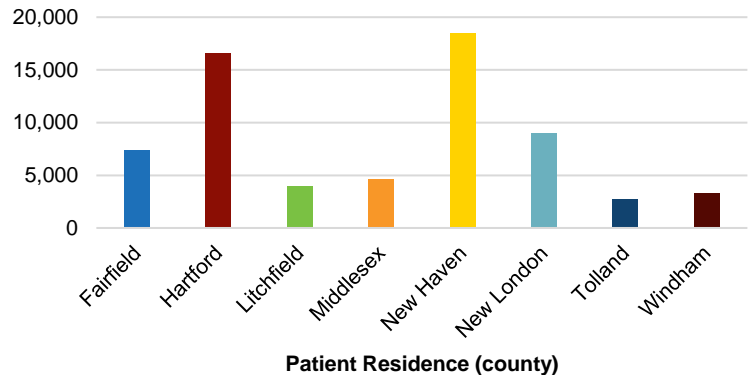
### Top 5 Stimulant Prescriptions Dispensed to CT Residents

Generic Drug Name	Prescription Count
Dextroamphetamine sulf-saccharate/amphetamine sulf-aspartate	115,490
Methylphenidate HCl	49,383
Lisdexamfetamine dimesylate	47,096
Phentermine HCl	15,433
Dexmethylphenidate HCl	14,311

## Opiate Partial Agonist Prescriptions

Drugs in this classification include medications that contain substances such as buprenorphine, butorphanol, and pentazocine.

### Number of Opiate Partial Agonist Prescriptions



Data Source: Connecticut Prescription Monitoring and Reporting System (CPMRS)

