

CT PRESCRIPTION DRUG DISPENSATIONS – 2020 QUARTER 1

The CT Prescription Monitoring and Reporting System (CPMRS) collects prescription records for Schedule II – V controlled substances, mandated by CT General Statutes Sec. 21a-254.



Controlled substances are classified into **5 drug schedules** which are determined by the U.S. Drug Enforcement Administration (DEA) and state regulations. The classification is based on a drug's medical use and potential for misuse and dependency.



87%

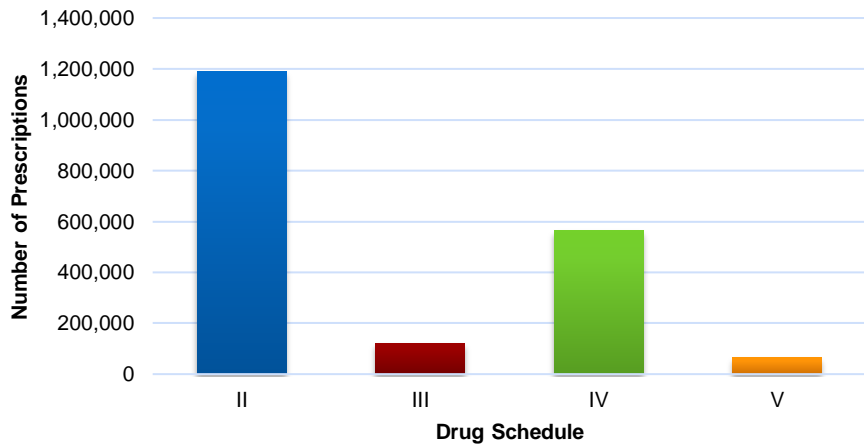
of controlled substances dispensed to CT residents this quarter are benzodiazepines, stimulants, opiate partial agonists, opiate agonists., and medical marijuana.

Controlled Substance Prescriptions Dispensed to CT Residents

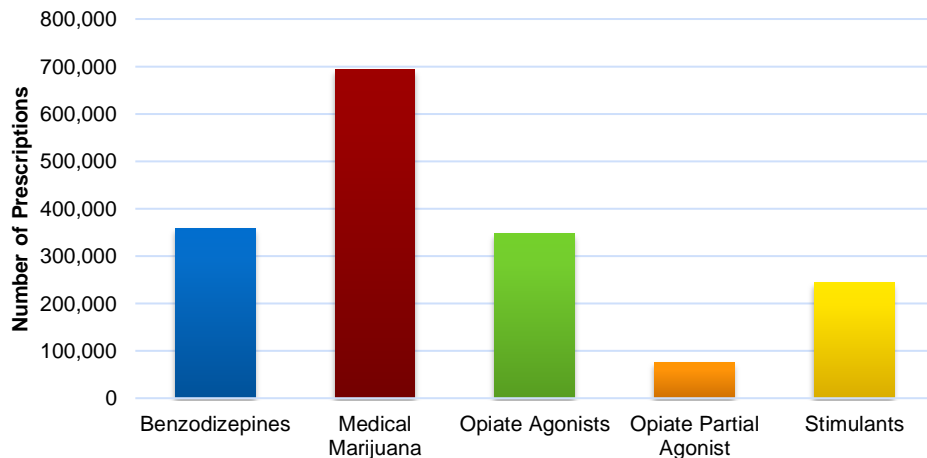
Patient Residence	Prescription Count
Fairfield County	432,472
Hartford County	450,365
Litchfield County	117,716
Middlesex County	107,079
New Haven County	508,531
New London County	205,984
Tolland County	81,741
Windham County	72,159
Connecticut	1,976,490

*Since county information is not available for all prescriptions, the county totals will not add up to the state total

Number of Controlled Substance Prescriptions by DEA Drug Schedule



Most Common Controlled Substances Dispensed to CT Residents



Opiate Agonist Prescriptions

Opiate agonists are generally used to treat moderate to severe pain; typically associated with injury, surgery, or various health conditions.

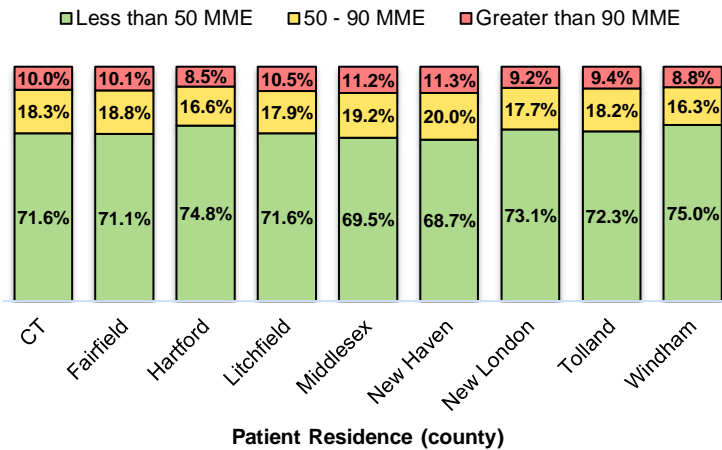
Top 5 Opiate Agonist Prescriptions Dispensed to CT Residents

Generic Drug Name	Prescription Count
Oxycodone HCl	94,515
Tramadol HCl	73,905
Oxycodone HCl/APAP	69,180
Hydrocodone bitartrate/APAP	54,954
Morphine Sulfate	19,224

*APAP = acetaminophen

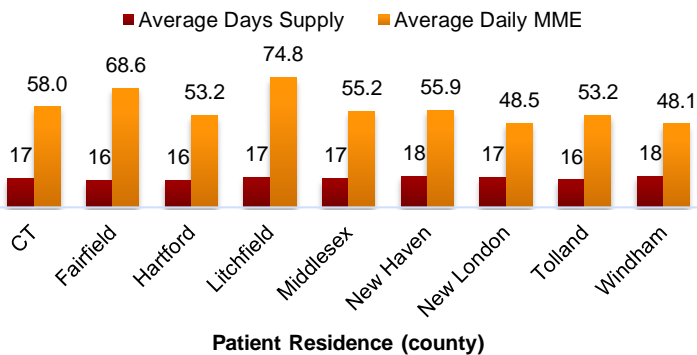
The Centers for Disease Control and Prevention (CDC) recommends that when starting a patient on opioids that the lowest effective dosage (<50 MME/day) should be prescribed in order to reduce the risk for overdose. Prescribing dosages of ≥50 MME/day increases the chances of an overdose ([CDC Guideline for Prescribing Opioids for Chronic Pain](#)).

Proportion of Opiate Agonists per MME Category



The longer a person is exposed to opioids the risks of opioid dependency increases.

Average Days Supply and Daily Morphine Milligram Equivalent



Benzodiazepine Prescriptions

Benzodiazepines are often used to treat a variety of health conditions such as anxiety, seizures, and insomnia.

Top 5 Benzodiazepine Prescriptions Dispensed to CT Residents

Generic Drug Name	Prescription Count
Alprazolam	127,740
Clonazepam	94,353
Lorazepam	88,332
Diazepam	34,131
Temazepam	7,011

Stimulant Prescriptions

Stimulants are most often used to treat attention-deficit hyperactivity disorder (ADHD). It is also used to treat narcolepsy.

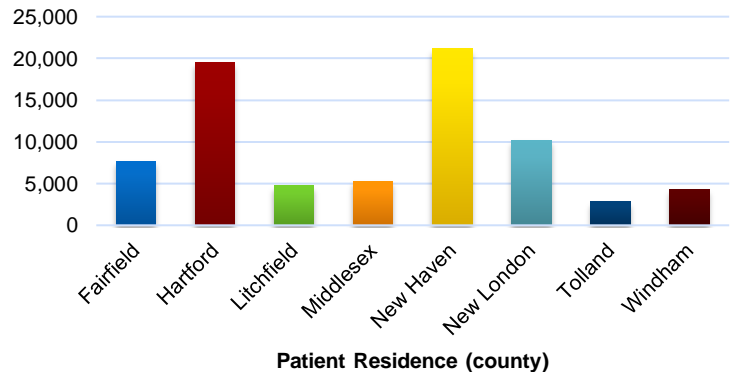
Top 5 Stimulant Prescriptions Dispensed to CT Residents

Generic Drug Name	Prescription Count
Dextroamphetamine sulf-saccharate/amphetamine sulf-aspartate	98,269
Methylphenidate HCl	47,463
Lisdexamfetamine Dimesylate	44,780
Phentermine HCl	16,789
Dexmethylphenidate HCl	14,409

Opiate Partial Agonist Prescriptions

Drugs in this classification include medications that contain substances such as buprenorphine, butorphanol, and pentazocine.

Number of Opiate Partial Agonist Prescriptions



Data Source: Connecticut Prescription Monitoring and Reporting System (CPMRS)

