



Appendix B (7pages)

	HARTFORD POLICE DEPARTMENT POLICY AND PROCEDURE GENERAL ORDER	EFFECTIVE DATE: 05-13-10	ORDER NUMBER: 1-24
		ISSUANCE DATE: 05-13-10	PAGE: 1 of 7
TASERS®/ELECTRONIC CONTROL DEVICES		REFERENCE: CALEA Standards 1.3.1, 1.3.2, 1.3.5, 1.3.6, 1.3.7, 1.3.10, 26.1.1 & GO Use of Force	RESCINDS: N/A
		CHIEF'S SIGNATURE  Daryl K. Roberts, Chief of Police	

I. PURPOSE:

The purpose of this order is to provide sworn personnel with guidelines on the use of the Tasers® / Electronic Control Devices.


II. POLICY:

It is the policy of the Hartford Police Department to use only that amount of force that reasonably appears necessary to effect an arrest, to control a situation, or to defend themselves or a third person from harm. The Hartford Police Department recognizes that combative, noncompliant, armed and/or violent subjects cause handling and control problems that require special training and equipment. Thus the Hartford Police Department has adapted the use of non-lethal force philosophy to assist with the de-escalation of these potentially violent confrontations. Consistent with this philosophy the Hartford Police Department is authorizing the use of department owned, maintained and issued Taser®/ Electronic Control Devices to trained sworn personnel.

III. DEFINITIONS:

Taser®/Electronic Control Device (ECD): A device that uses pulses of electricity to incapacitate suspects. The Taser®/ECD weapons are designed to deliver up to a 50,000 volt charge with low power and can incapacitate at a distance. Two metal probes connected by thin insulated wires are propelled by nitrogen gas into the targeted suspect. An electrical signal is transmitted through the wires to where the probes make contact with the body or clothing, in order to incapacitate a person's neuromuscular control and a person's ability to perform coordinated action for the duration of the impulse. Once the connection is made, electrical pulses are conducted through the wires for a number of seconds. The electric pulse delivered by a Taser®/ECD incapacitates suspects by causing the muscles to contract, resulting in the loss of body control. The device may also be discharged as a contact device.

Data Port: A mechanism that stores the downloadable time and date of any discharge of the Taser®/ECD.

	<p align="center">GENERAL ORDER 1-24</p>	<p align="center">TASERS®/ELECTRONIC CONTROL DEVICES</p>	<p>PAGE 2 of 7 EFFECTIVE: 05-13-10</p>
---	---	---	--

AFID Cartridge Tracking: Taser International's Anti-Felon Identification (AFID) system enforces accountability for each use of the Taser®/ECD device via the dispersal of tiny unique coded tags every time the device is fired. These small, confetti-like, micro-dot identification tags expelled from the cartridge contain the serial number of the cartridge fired allowing the Department to identify the unit that deployed the AFID.

IV. PROCEDURES:

A. Training and Certification

1. All members of the Department who carry and/or use a Taser®/ECD, must first successfully complete a Department approved and mandated Taser®/ECD familiarization program, to include written and practical tests.
2. All Department Taser®/ECD certification programs will be presented by a Taser International, Inc. certified (or equivalent) ECD instructor.
3. The Department shall maintain Taser®/ECD training and certification records.

NOTE: The Taser®/ECD is not intended to replace the use of firearms when deadly physical force is necessary, but rather to provide a less lethal alternative within the Hartford Police Department's guidelines regarding the use of less-lethal force.

B. Administration:

1. The Taser®/ECD, cartridges, cartridge holder and holster pack will be issued to designated officers who have been trained by a qualified instructor and demonstrated proficiency in the use of the device. Unless otherwise authorized by the Academy Commander, the Taser®/ECD shall be carried as standard issued equipment on the gun belt on the support side in the cross draw position, and holstered with the safety engaged. The Headquarters Lieutenant or his designee will record and maintain a record of the serial number of the Taser®/ECD and cartridges that are issued to each officer.
2. Prior to each shift, the officer shall examine the Taser®/ECD and ensure that the Digital Power Magazine (DPM) displays an energy cell life greater than 20%. DPM's displaying less than 20% shall be replaced.
3. Replacement batteries and cartridges will be available from the Headquarters Lieutenant or his designee.
4. Due to the potential for cartridges to activate by static electricity, officers should not store cartridges in their pocket. Any time the cartridges are not attached to the unit, or holder built into the extended DPM, they shall have their protective plastic cover installed. Officers receiving cartridges shall, when removing protective covers, retain and return them with cartridges if issued items for their shift.
5. Prongs that have been removed from suspects shall be treated in accordance with agency policy on handling and storage of bio-hazardous materials.



**GENERAL
ORDER
1-24**

**TASERS®/ELECTRONIC CONTROL
DEVICES**

PAGE 3 of 7
EFFECTIVE:
05-13-10

- Prongs will not be submitted into evidence unless an officer or supervisor determines that the prongs will have future evidentiary value.
6. Testing and maintenance of the Taser®/ECD shall be consistent with the manufacturer's specifications. Cartridges should be stored in a cool, dry environment and should normally be replaced after two years. The Taser®/ECD should not be left in direct sunlight due to the possible adverse effects on plastic parts.
 7. Officers will secure and store the device both on and off-duty in such a way as to ensure that no unauthorized person will have access to or gain control over the device.
 8. Any discharge of the device with the exception of a discharge during training, must be reported to a supervisor immediately.

- C. Permitted Use: The use of the Taser®/ECD is permitted in accordance with training in the following instances:
1. When force is legally justified against subjects who are actively resisting arrest, non-compliant, or are exhibiting active aggression through words or actions towards an officer or a third party actually present.

NOTE: The use of the Taser®/ECD on non-compliant subjects is only authorized when attempts to subdue the subject by other conventional tactics have been, or will likely be, ineffective in the situation at hand; or there is a reasonable expectation that it will be unsafe for officers to approach within contact range of the subject.

2. To incapacitate a subject who poses a threat of physical injury to himself/herself.
3. Against aggressive animals that pose a threat of physical injury to officers or another person.
4. To display the device's "test arc" or to "paint" the subject with the device's laser in attempting to gain compliance of the subject where resistance, assault, and/or violence is reasonably anticipated.
5. During department authorized training programs and/or demonstrations.

NOTE: It is understood that deployments against humans may be very dynamic in nature and the probes may impact unintended areas.

- D. Prohibited Use: The Taser®/ECD shall not be used in the following situations:
1. Against a female who the officer knows or reasonably believes to be pregnant unless deadly force is the only other option.
 2. Against a person who the officer knows or reasonably believes to be under the age of ten (10) or over the age of seventy (70), due to the potential of falling when incapacitated, unless the encounter rises to a deadly force situation



**GENERAL
ORDER
1-24**

**TASERS®/ELECTRONIC CONTROL
DEVICES**

PAGE 4 of 7
EFFECTIVE:
05-13-10

3. Against a person who is at an elevated location where a fall may cause substantial injury or death.
 4. Against an operator of a motor vehicle if that discharge would result in uncontrolled movement of a vehicle.
 5. Against a subject who is in close proximity to a flammable gas or liquid.
 6. In drive-stun, or touch-stun, mode as a prod or escort device.
 7. To rouse unconscious, impaired, or intoxicated individuals.
 8. For horse play or clowning around or in an unprofessional manner.
 9. To experiment on a person or to allow a person to experience the device, even if the person requests it, when the device's use would not otherwise be allowed by department policy. This does not apply to voluntary device training exposures or demonstrations as authorized by the Department.
 10. For illegal purposes (e.g. illegal coercion, torture, etc.).
- E. Deployment of the Taser® ECD. In deploying the device, officers will make efforts to comply with the following when reasonable:
1. When feasible, alert other law enforcement officers present that you are about to deploy the device by saying "Taser, Taser". This will prepare them and will help prevent sympathetic weapon discharges.
 2. Use the laser and/or fixed sights to aim the device per training and manufacturer's instructions.
 3. Aim at the largest muscle groups to be most effective. When practical, the preferred target is the back area of a subject. In frontal deployments, the aim point shall be the lower torso area. Intentional aiming to the head, throat, genitals, and breasts is not permitted.
 4. Use the device by either discharging the probes or "drive stun" (contact mode) when and to the extent reasonably necessary.
 5. Taser ®/ECD deployments shall be administered by pressing and immediately releasing the trigger. This will administer a five second cycle, during which time, if more than one officer is present, attempts should be made to secure subject in handcuffs while under the incapacitation of the Taser®/ECD, keeping from contact with, or between probes and wires.
 6. Pressing and holding of the trigger to administer prolonged duration cycles is strictly prohibited.
 7. Multiple officers each deploying their Taser®/ECD on a single subject is to be avoided, as are repeated applications. Officers should attempt to gain compliance and only administer additional cycles if the subject continues to actively resist or present imminent threat. If after several applications of a Taser ®/ECD cycle, a subject still is not able to be brought under control, then other force options should be considered.
 8. In an attempt to minimize the number of Taser ®/ECD discharges needed for subject compliance, officers should, while deploying the device, reasonably



**GENERAL
ORDER
1-24**

**TASERS®/ELECTRONIC CONTROL
DEVICES**

PAGE 5 of 7

EFFECTIVE:
05-13-10

direct (order) the suspect as the incident mandates, such verbal commands may include, "stop resisting, lie flat, put hands behind your back," etc.

9. As soon as the subject is compliant and the situation is under control, a supervisor shall be notified of the use of force.

F. Post Taser®/ECD Deployment:


1. Subjects should be closely monitored after being subjected to a Taser ®/ ECD deployment for signs of medical distress. This is particularly applicable if the subject has been exposed to multiple applications, is an emotionally disturbed person, or shows signs of severe intoxication from narcotics and/or alcohol. Some warning signs of medical distress are as follows and if one or more of the behaviors manifest, the suspect may require immediate medical assistance due to pre-existing conditions, possible overdose, cocaine psychosis, excited delirium, etc
- Bizarre or violent behavior
 - Signs of overheating/profuse sweating
 - Disrobing
 - Violence toward/attacking glass, lights, and reflective surfaces
 - Superhuman strength and endurance
 - Impervious to pain - self-mutilation
 - Disturbances in breathing patterns or loss of consciousness

G. Probe Removal and Medical Treatment:

- Once the subject is contained and handcuffed, the probes can be removed by the officer. The cartridge shall be disengaged from the Taser®/ECD unit. The probes shall be removed from the subject, inspected to ensure that the prong is intact, and replaced in the cartridge housing. The unit shall be properly disposed of at Headquarters. The area from which the prongs were removed shall be cleansed with an antiseptic or alcohol wipe.
- If the Taser®/ECD prong barb tips break off and remain embedded in the skin, the subject will be transported to the hospital for medical treatment. Only medical staff shall remove probes that are embedded in the face, neck, breasts, groin or other sensitive areas.
- Subjects who request medical treatment shall be taken to the hospital. Refusal of treatment shall be documented.

NOTE: Use Universal Precautions to avoid the transfer of bodily fluids when dealing with a subject who has been struck by a Taser®/ ECD probe.

- H. Evidence Collection:** Supervisors shall evaluate each incident on its own merits to determine if the probes or other evidence of Taser®/ECD discharge should be collected and tagged as evidence. If the supervisor determines that items should be collected the following items will be collected and tagged as evidence:

	GENERAL ORDER 1-24	TASERS®/ELECTRONIC CONTROL DEVICES	PAGE 6 of 7 EFFECTIVE: 05-13-10
---	-------------------------------------	---	---------------------------------------

1. If possible photographs will be taken of the subject and injury site
2. Taser®/ECD Probes
3. Cartridges
4. Wireleads
5. AFIDS

NOTE: In some instances, photographs may not be taken, such as in some cases of juveniles or when the probes impacted genitals, female breasts, etc. It is important to preserve evidence of the Taser®/ECD use; however, it is also important to not violate any medical, HIPPA, or privacy statutes or other legal restrictions.

I. Incident Reporting:

1. A supervisor shall be notified as soon as it is practical to do so after deploying a Taser®/ECD.
2. Any discharge of a Taser®/ECD requires a case incident report to be completed. The CIR shall include the facts and circumstances which the officer found to dictate the use of force and shall include the following:
 - a. Commands given to the subject;
 - b. Manner subject refused to comply;
 - c. Witnesses to the discharge;
 - d. Number of discharges and length of each;
 - e. Location of probes on subject's body;
 - f. Extent of injuries;
 - g. Description of first aid provided;
 - h. Supervisor notified.
3. In addition, the officer who discharges a Taser®/ECD device shall complete and submit a "Use of Force Report."

J. Supervisor's shall:

1. Ensure trained personnel who are issued a Taser®/ ECD carry the device in accordance with this order while working their assigned shift.
2. Where appropriate and reasonable, respond to any scene in which a Taser®/ ECD has been deployed.
3. Review the circumstances surrounding the use of the device to determine if the use of or deployment of the device was in compliance with policy and procedure.
4. Review and follow-up on the officer's "Use of Force Report."

K. Data Download:

1. After an incident involving a Taser®/ ECD occurs, the officer shall, as soon as possible, present the device to the Headquarters Lieutenant for data download. A copy of the printout of the downloaded data shall be attached to the "Use of



**GENERAL
ORDER
1-24**

**TASERS®/ELECTRONIC CONTROL
DEVICES**

PAGE 7 of 7
EFFECTIVE:
05-13-10

Force Report." If neither the data download nor the printout are available, a notation shall be made on the "Use of Force Report" and the supervisor reviewing the "Use of Force Report", shall forward the printout as soon as it is available.

2. Periodically, Taser®/ECD certified instructors are responsible for downloading the data stored on the X26 Taser chip of their personnel.
3. Each X26 Taser®/ECD has an internal tracking chip. This chip will store the time and date of the last 2000 times the trigger was engaged on the X26 Taser®/ECD.
4. The information stored on the data chip can be retrieved by supervisors by connecting to the data port on the rear of the weapon and downloading the information.

NOTE: It is the policy of the Hartford Police Department that officers who use excessive force will be subject to discipline, possible criminal prosecution, and/ or civil liability.

SERVICE – RELATIONSHIPS – SAFETY