

## COVID-19 Update September 21, 2020

As of **September 20, 2020, at 8:30 PM**, the total of laboratory-confirmed and probable COVID-19 cases reported among Connecticut residents is **56024**, including **53692** laboratory-confirmed and **2332** probable cases. **Sixty eight** patients are currently hospitalized with laboratory-confirmed COVID-19. There have been **4495** COVID-19-associated deaths.

In Connecticut during the early months of this pandemic, it became increasingly clear that it would be necessary to track probable COVID-19 cases and deaths, in addition to laboratory-confirmed (RT-PCR) cases and deaths. This was needed to better measure the burden and impact of this disease in our communities and is now part of the [national surveillance case definition for COVID-19](#). Probable cases of COVID-19 involve persons who have not had confirmatory laboratory testing (RT-PCR) performed for COVID-19, but whose symptoms indicate they are likely to have a COVID-19 infection. In Connecticut, most of the probable COVID-19 cases involve persons whose death certificates list COVID-19 disease or SARS-CoV-2 as a cause of death or a significant condition contributing to death. Prior to June 1, probable and confirmed cases were reported together.

Overall Summary	Total**	Change Since <b>Friday</b>
COVID-19 Cases	56024	+497
COVID-19-Associated Deaths	4495	+3
Patients Currently Hospitalized with COVID-19	68	-9
COVID-19 PCR Tests Reported	1465434	+45595

\*\*Includes confirmed plus probable cases

### COVID-19 Cases and Associated Deaths by County of Residence As of 09/20/20 8:30pm.

County	COVID-19 Cases		COVID-19-Associated Deaths	
	Confirmed	Probable	Confirmed	Probable
Fairfield County	19053	795	1106	314
Hartford County	13691	679	1112	322
Litchfield County	1750	91	119	21
Middlesex County	1483	69	154	39
New Haven County	13761	500	956	156
New London County	1701	73	86	28
Tolland County	1202	110	52	14
Windham County	913	11	14	1
Pending address validation	138	4	1	0
<b>Total</b>	<b>53692</b>	<b>2332</b>	<b>3600</b>	<b>895</b>

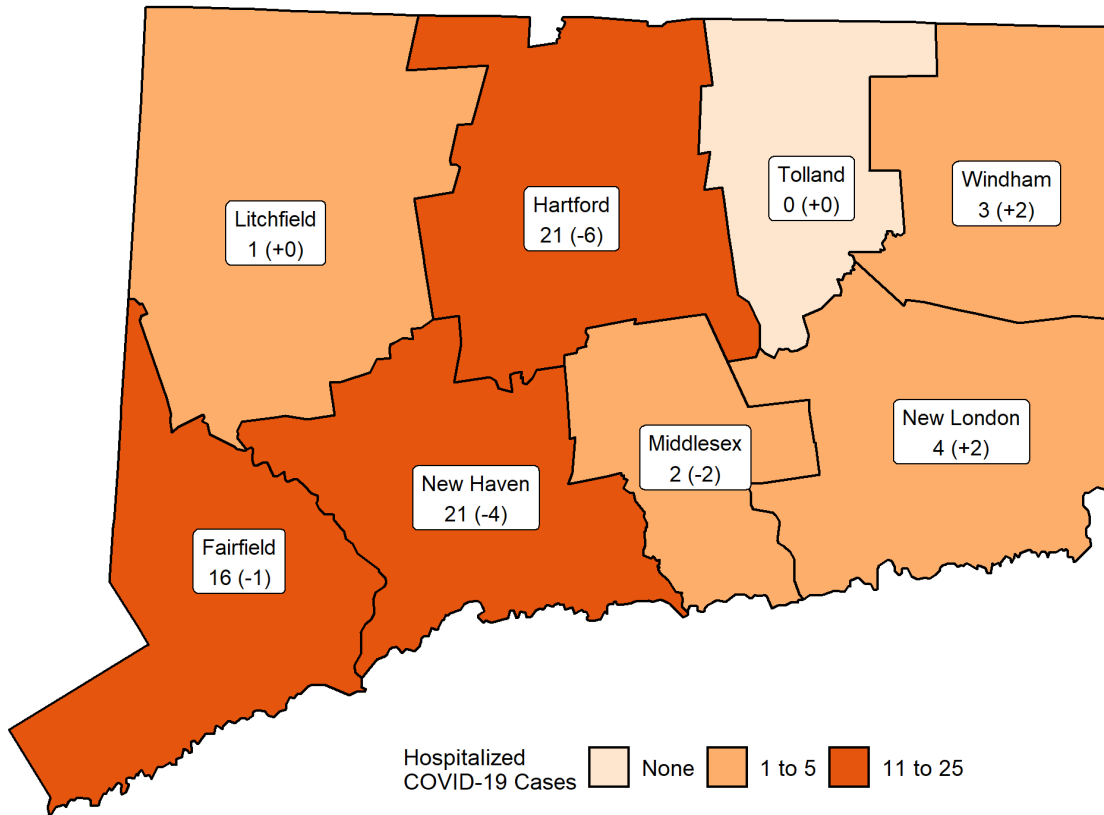
[National COVID-19 statistics](#) and information about [preventing spread of COVID-19](#) are available from the Centers for Disease Control and Prevention.

## Hospitalization Surveillance

The map below shows the number of patients currently hospitalized with laboratory-confirmed COVID-19 by county based on data collected by the Connecticut Hospital Association. The distribution is by location of hospital, not patient residence. The labels indicate the number of patients currently hospitalized with the change since yesterday in parentheses.

### Patients Currently Hospitalized by Connecticut County

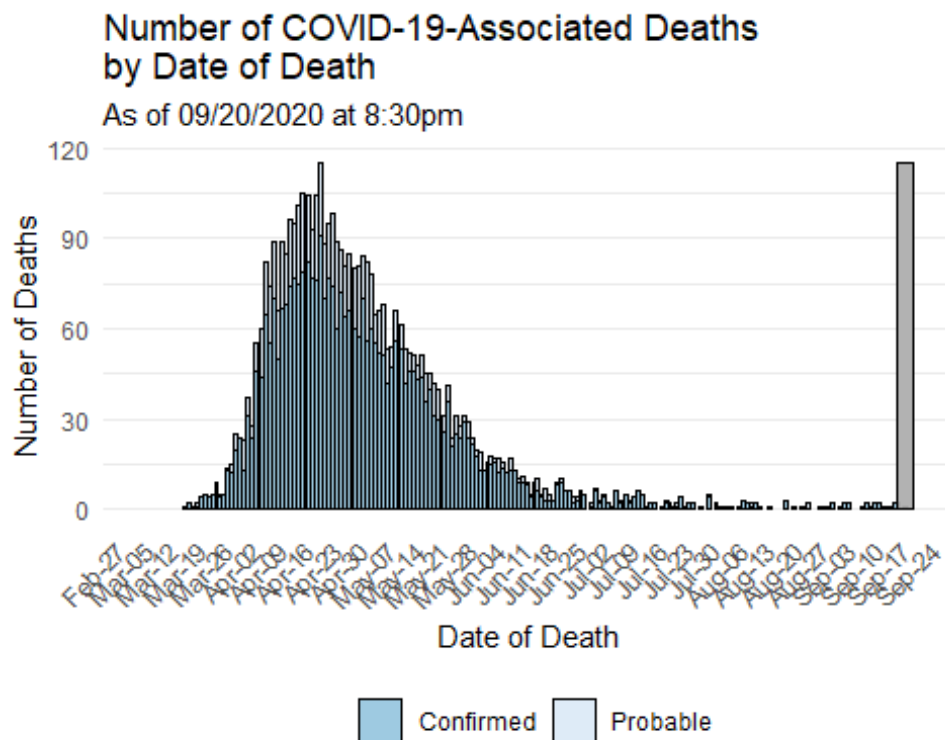
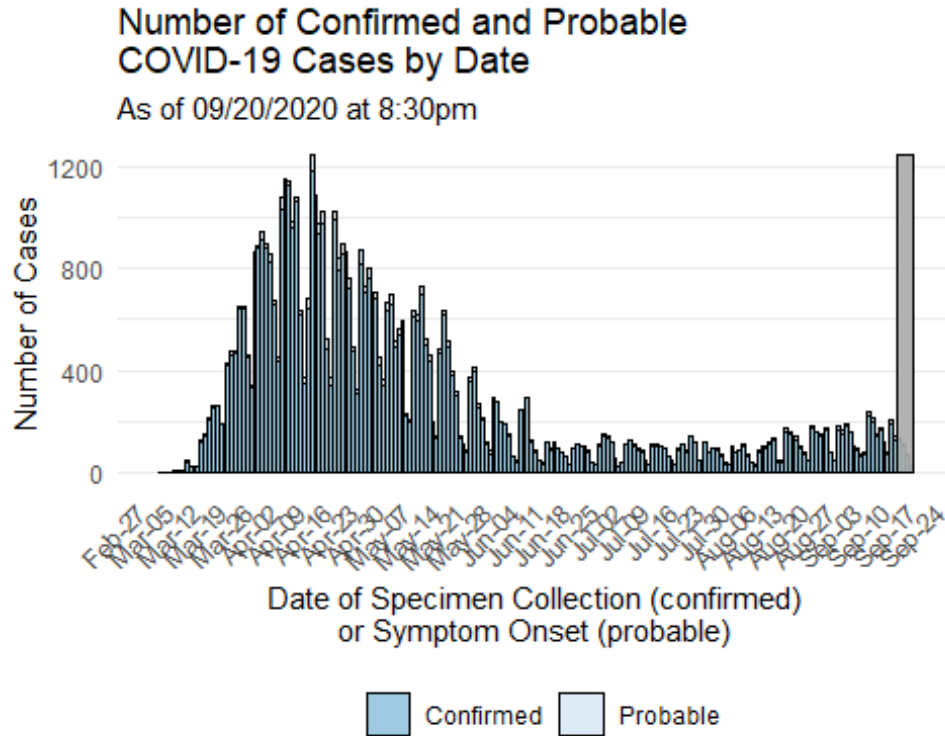
*Distribution by location of hospital not patient residence. Data from the Connecticut Hospital Association.*



More information about hospitalized cases of COVID-19 in New Haven and Middlesex Counties is available from [COVID-NET](#).

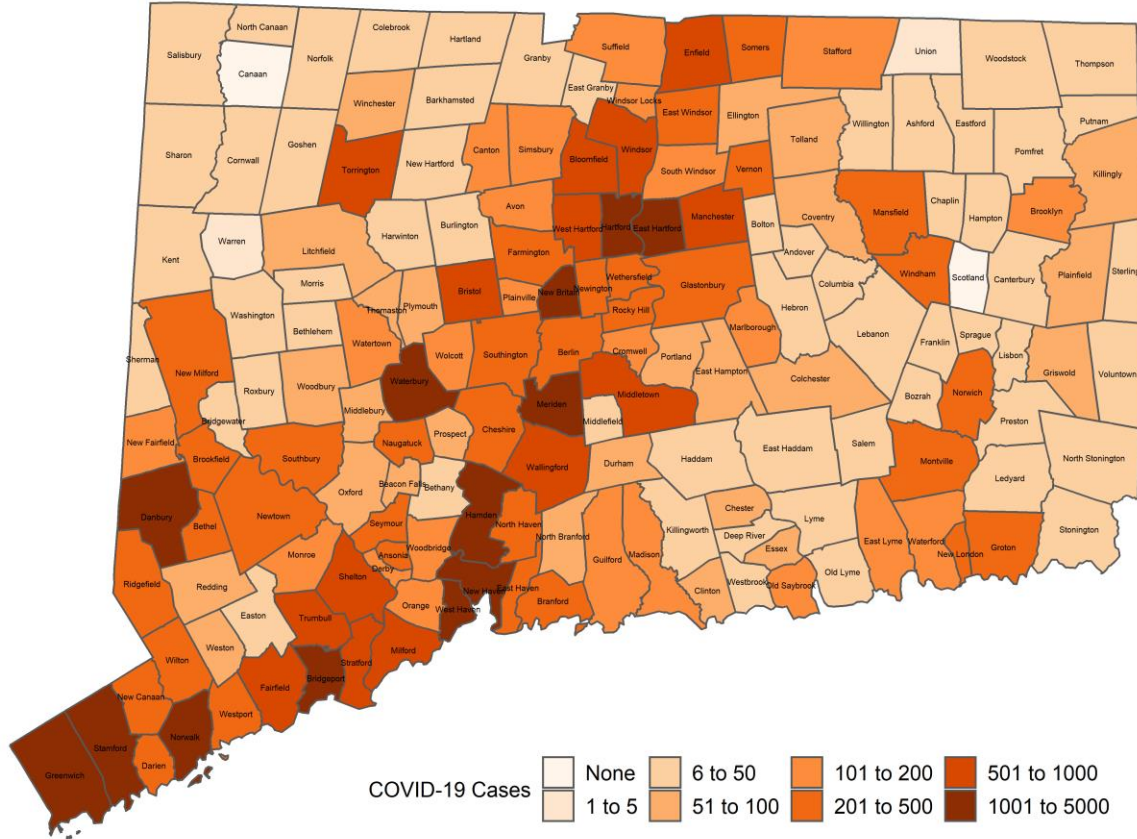
## Characteristics of COVID-19 Cases and Associated Deaths

Test results may be reported several days after the result. Data are incomplete for most recent dates shaded in grey. Data from previous dates are routinely updated.



## Cumulative Number of COVID-19 Cases by Town

Map does not include 138 cases pending address validation

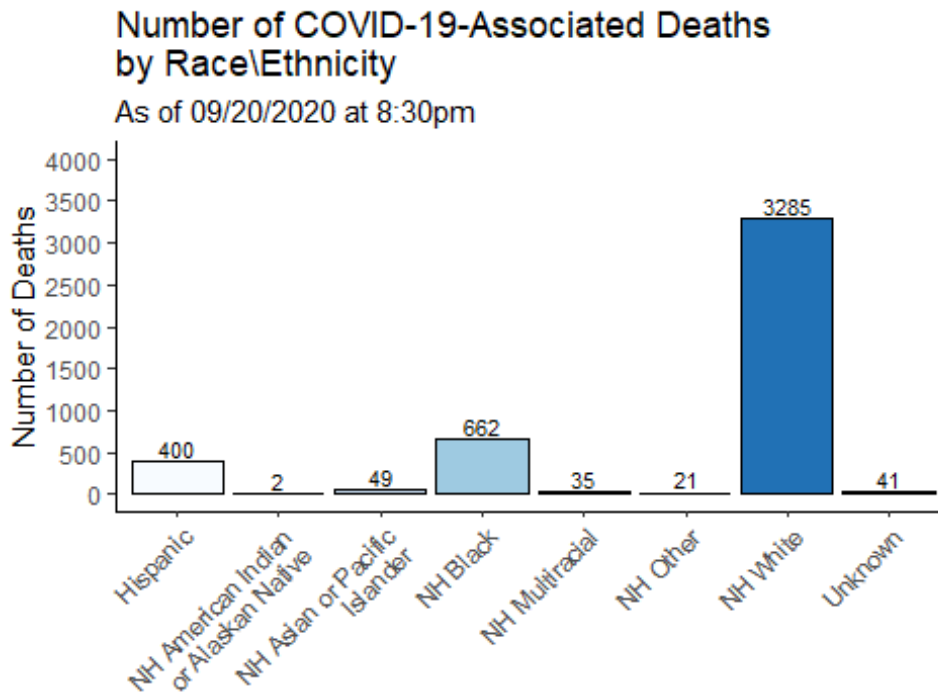
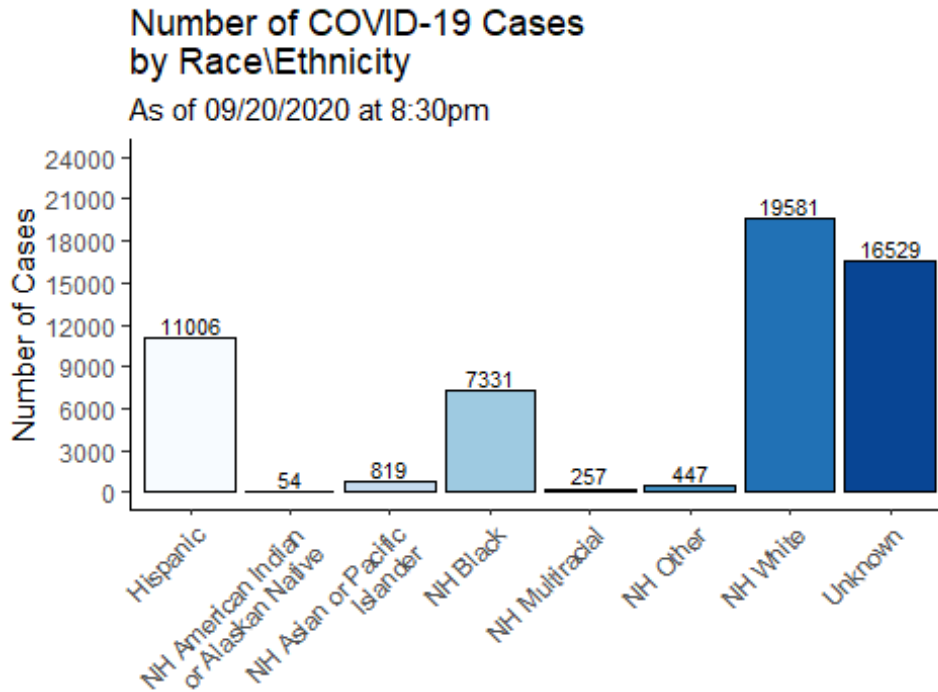


## APPENDIX A. Cumulative Number of COVID-19 Cases by Town

Table does not include 138 cases pending address validation

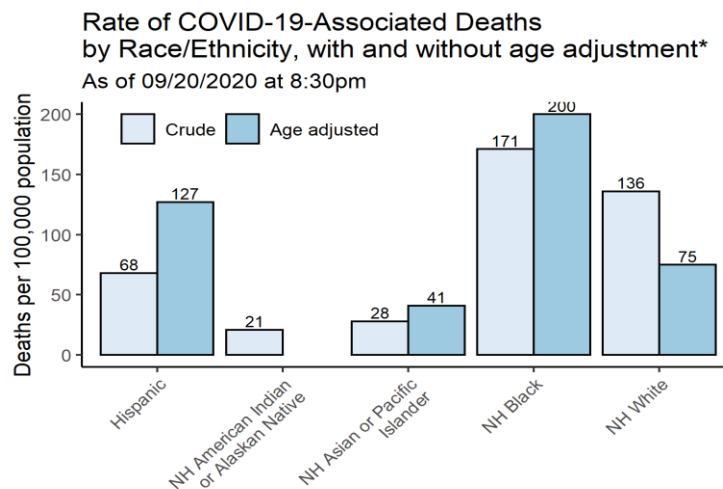
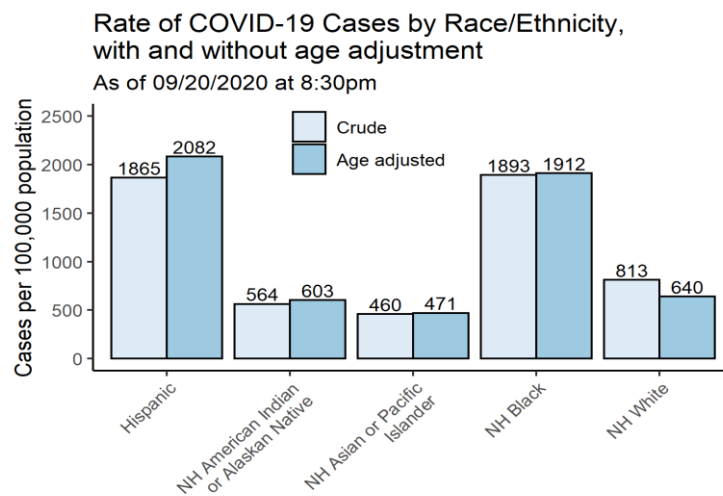
Town	Confirmed Cases	Probable Cases	Town	Confirmed Cases	Probable Cases	Town	Confirmed Cases	Probable Cases
Andover	10	0	Griswold	52	2	Prospect	78	0
Ansonia	307	8	Groton	186	15	Putnam	43	1
Ashford	24	1	Guilford	129	10	Redding	75	7
Avon	174	10	Haddam	46	1	Ridgefield	261	13
Barkhamsted	31	2	Hamden	1090	42	Rocky Hill	454	18
Beacon Falls	62	0	Hampton	8	0	Roxbury	15	3
Berlin	197	9	Hartford	3101	130	Salem	15	0
Bethany	45	1	Hartland	7	0	Salisbury	25	1
Bethel	306	25	Harwinton	35	3	Scotland	0	0
Bethlehem	12	1	Hebron	37	2	Seymour	235	10
Bloomfield	558	30	Kent	18	4	Sharon	15	0
Bolton	27	2	Killingly	56	4	Shelton	688	41
Bozrah	16	0	Killingworth	20	0	Sherman	16	5
Branford	373	14	Lebanon	32	0	Simsbury	147	14
Bridgeport	4114	125	Ledyard	46	0	Somers	290	21
Bridgewater	13	2	Lisbon	12	0	South Windsor	172	15
Bristol	700	17	Litchfield	53	2	Southbury	211	6
Brookfield	211	12	Lyme	8	1	Southington	390	16
Brooklyn	158	2	Madison	170	8	Sprague	8	1
Burlington	42	2	Manchester	823	61	Stafford	113	8
Canaan	0	0	Mansfield	193	47	Stamford	3589	80
Canterbury	22	1	Marlborough	98	5	Sterling	9	0
Canton	96	9	Meriden	1059	35	Stonington	34	6
Chaplin	6	0	Middlebury	54	6	Stratford	918	42
Cheshire	255	8	Middlefield	25	1	Suffield	178	19
Chester	51	1	Middletown	673	26	Thomaston	74	2
Clinton	74	4	Milford	710	28	Thompson	47	1
Colchester	66	3	Monroe	148	5	Tolland	54	8
Colebrook	6	0	Montville	321	7	Torrington	608	26
Columbia	30	0	Morris	15	0	Trumbull	563	54
Cornwall	6	0	Naugatuck	441	17	Union	4	1
Coventry	60	5	New Britain	1457	59	Vernon	281	12
Cromwell	136	15	New Canaan	214	5	Voluntown	14	0
Danbury	2705	133	New Fairfield	136	6	Wallingford	551	16
Darien	257	9	New Hartford	39	0	Warren	5	0
Deep River	18	2	New Haven	2983	70	Washington	28	1
Derby	191	0	New London	214	6	Waterbury	2309	105
Durham	54	5	New Milford	335	24	Waterford	182	8
East Granby	15	0	Newington	435	21	Watertown	166	9
East Haddam	32	0	Newtown	286	17	West Hartford	812	58
East Hampton	61	5	Norfolk	14	1	West Haven	1171	46
East Hartford	1053	59	North Branford	93	5	Westbrook	38	0
East Haven	438	26	North Canaan	11	1	Weston	87	4
East Lyme	163	13	North Haven	300	10	Westport	357	16
East Windsor	204	14	North Stonington	15	1	Wethersfield	298	7
Eastford	12	0	Norwalk	2181	60	Willington	22	0
Easton	41	2	Norwich	241	9	Wilton	233	28
Ellington	81	4	Old Lyme	28	0	Winchester	70	1
Enfield	725	13	Old Saybrook	120	4	Windham	403	0
Essex	56	0	Orange	147	6	Windsor	603	47
Fairfield	711	59	Oxford	90	4	Windsor Locks	142	6
Farmington	251	9	Plainfield	69	1	Wolcott	130	8
Franklin	16	0	Plainville	192	2	Woodbridge	139	11
Glastonbury	329	27	Plymouth	81	5	Woodbury	61	2
Goshen	14	1	Pomfret	21	0	Woodstock	35	0
Granby	38	2	Portland	79	5			
Greenwich	956	47	Preston	32	1			

**APPENDIX B.** The following graphs show the number of cases and deaths by race and ethnicity. Categories are mutually exclusive. The category “multiracial” includes people who answered ‘yes’ to more than one race category. NH=Non-Hispanic



The following graphs show the number of COVID-19 cases and COVID-19-associated deaths per 100,000 population by race and ethnicity. Crude rates represent the total cases or deaths per 100,000 people. Age-adjusted rates consider the age of the person at diagnosis or death when estimating the rate and use a standardized population to provide a fair comparison between population groups with different age distributions. Age-adjustment is important in Connecticut as the median age of among the non-Hispanic white population is 47 years, whereas it is 34 years among non-Hispanic blacks, and 29 years among Hispanics. Because most non-Hispanic white residents who died were over 75 years of age, the age-adjusted rates are lower than the unadjusted rates. In contrast, Hispanic residents who died tend to be younger than 75 years of age which results in higher age-adjusted rates.

The 2018 Connecticut and 2000 US Standard Million populations were used for age adjustment; population estimates from: [DPH Population Statistics](#). Categories are mutually exclusive. Cases missing data on race/ethnicity are excluded from calculation of rates. NH=Non-Hispanic



*\*Age adjusted rates only calculated for groups with at least 30 deaths*