

## COVID-19 Update July 28, 2020

As of **July 27, 2020, at 8:30 PM**, the total of laboratory-confirmed and probable COVID-19 cases reported among Connecticut residents is **49077**, including **47089** laboratory-confirmed and **1988** probable cases. **Fifty-four** patients are currently hospitalized with laboratory-confirmed COVID-19. here have been **4423** COVID-19-associated deaths.

In Connecticut during the early months of this pandemic, it became clear that it would be necessary to track probable COVID-19 cases and deaths, in addition to laboratory-confirmed (RT-PCR) cases and deaths. This was needed to better measure the burden and impact of this disease in our communities and is now part of the [national surveillance case definition for COVID-19](#). Probable cases of COVID-19 involve persons who have not had confirmatory laboratory testing (RT-PCR) performed for COVID-19, but whose symptoms indicate they are likely to have a COVID-19 infection. In Connecticut, most of the probable COVID-19 cases involve persons whose death certificates list COVID-19 disease or SARS-CoV-2 as a cause of death or a significant condition contributing to death. Prior to June 1, probable and confirmed cases were reported together.

Overall Summary	Total**	Change Since Yesterday
COVID-19 Cases	49077	+94
COVID-19-Associated Deaths	4423	+5
Patients Currently Hospitalized with COVID-19	54	-5
COVID-19 PCR Tests Reported	750700	+7638

\*\*Includes confirmed plus probable cases

### COVID-19 Cases and Associated Deaths by County of Residence

*As of 07/27/20 8:30pm.*

County	COVID-19 Cases		COVID-19-Associated Deaths	
	Confirmed	Probable	Confirmed	Probable
Fairfield County	16840	654	1091	312
Hartford County	11741	660	1091	320
Litchfield County	1506	64	117	21
Middlesex County	1313	61	151	38
New Haven County	12561	404	949	150
New London County	1319	63	77	26
Tolland County	909	63	51	14
Windham County	666	8	14	1
Pending address validation	234	11	0	0
<b>Total</b>	<b>47089</b>	<b>1988</b>	<b>3541</b>	<b>882</b>

[National COVID-19 statistics](#) and information about [preventing spread of COVID-19](#) are available from the Centers for Disease Control and Prevention.

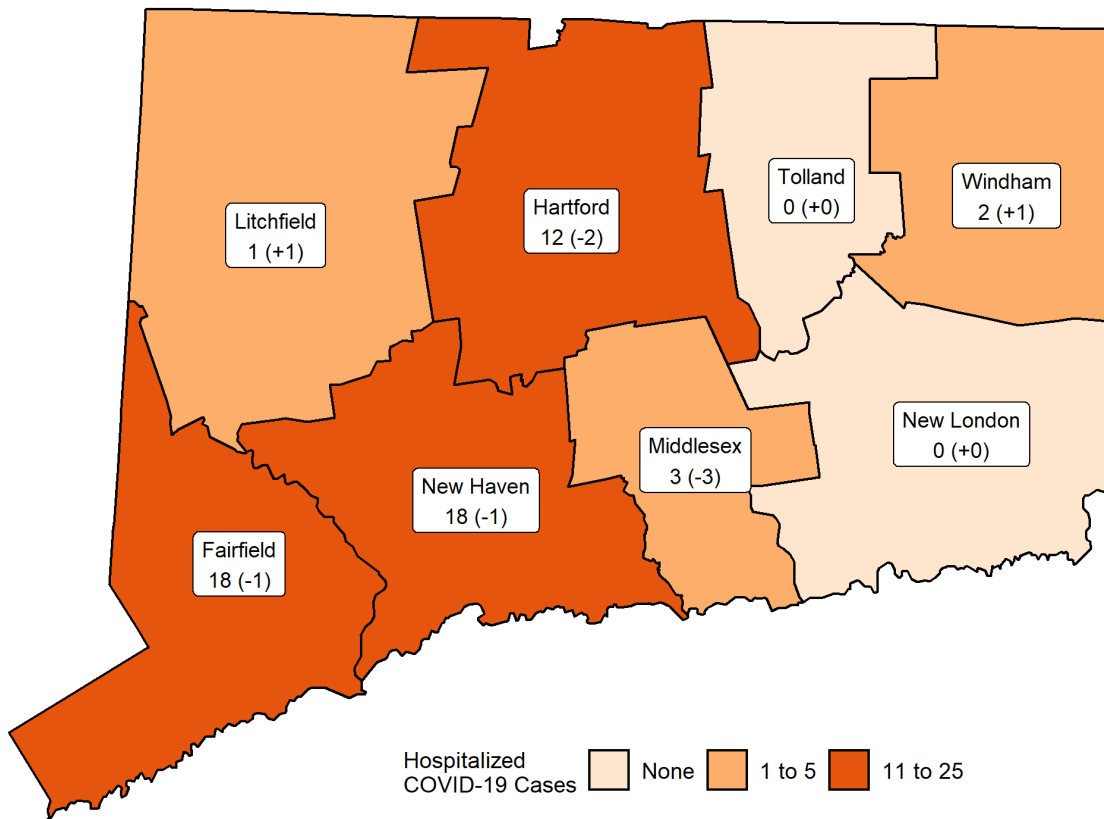
**Day-to-day changes reflect newly reported cases, deaths, and tests that occurred over the last several days to week.** All data in this report are preliminary; data for previous dates will be updated as new reports are received and data errors are corrected. Hospitalization data were collected by the Connecticut Hospital Association. Deaths reported to either OCME or DPH are included in the daily COVID-19 update.

## Hospitalization Surveillance

The map below shows the number of patients currently hospitalized with laboratory-confirmed COVID-19 by county based on data collected by the Connecticut Hospital Association. The distribution is by location of hospital, not patient residence. The labels indicate the number of patients currently hospitalized with the change since yesterday in parentheses.

### Patients Currently Hospitalized by Connecticut County

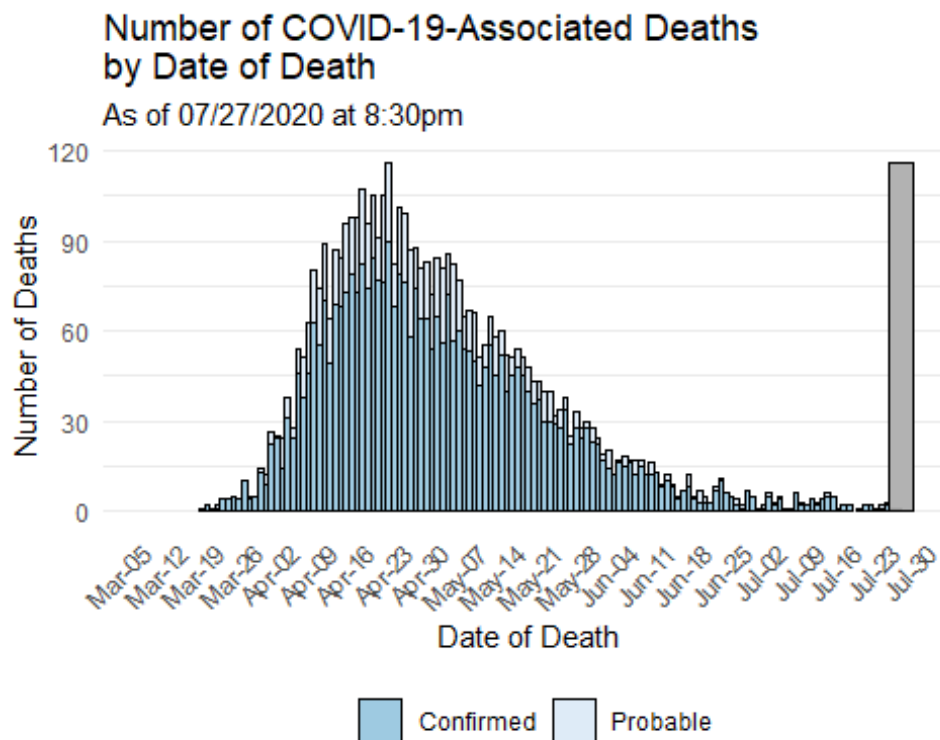
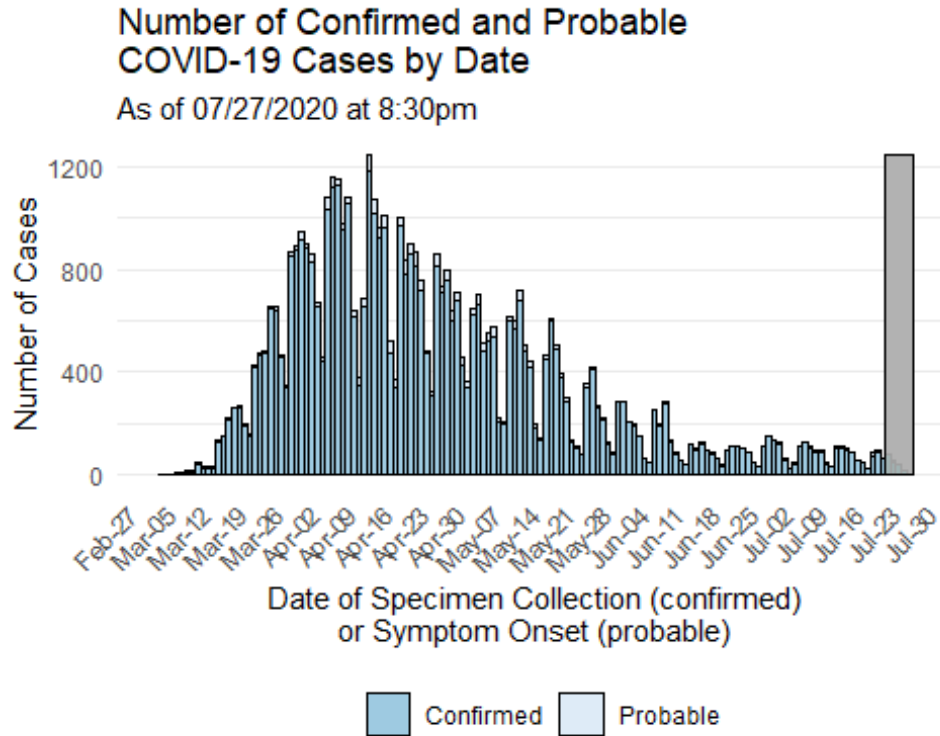
*Distribution by location of hospital not patient residence. Data from the Connecticut Hospital Association.*



More information about hospitalized cases of COVID-19 in New Haven and Middlesex Counties is available from [COVID-NET](#).

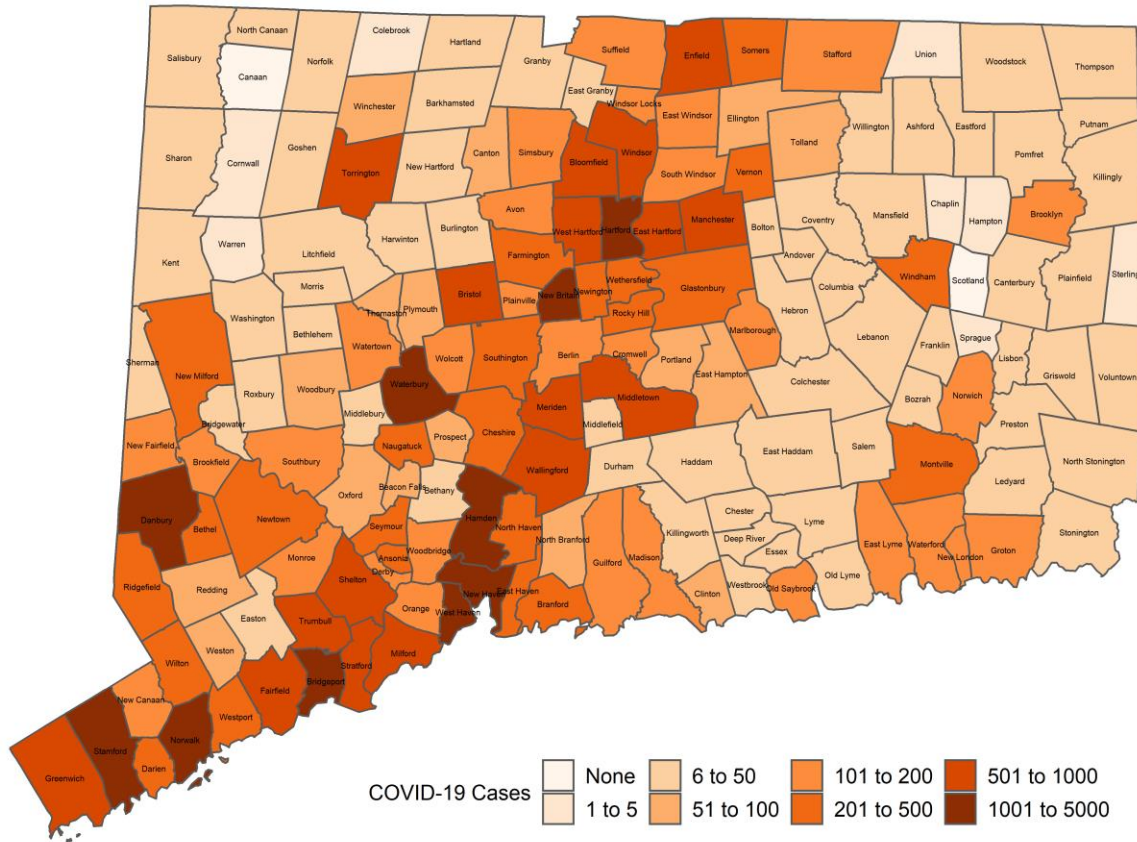
## Characteristics of COVID-19 Cases and Associated Deaths

Test results may be reported several days after the result. Data are incomplete for most recent dates shaded in grey. Data from previous dates are routinely updated.



## Cumulative Number of COVID-19 Cases by Town

Map does not include 234 cases pending address validation



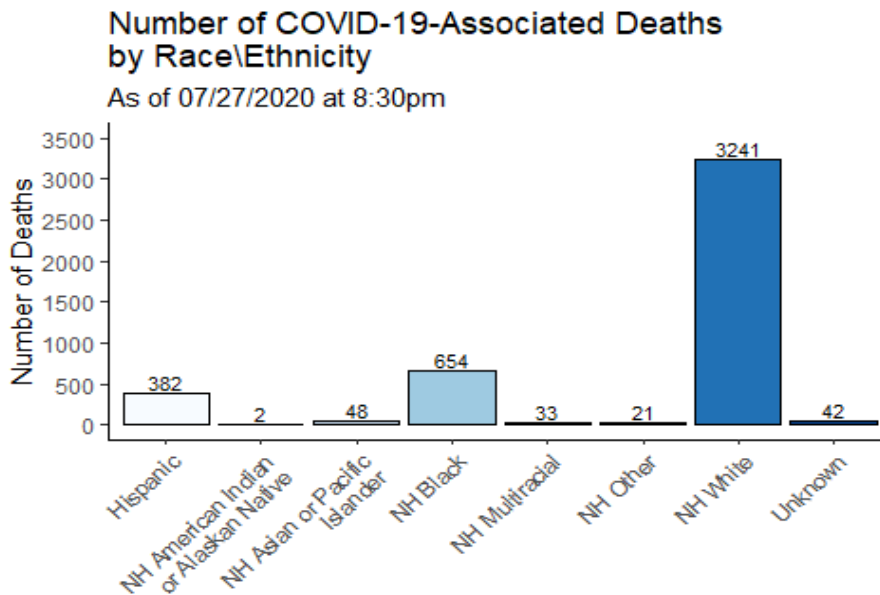
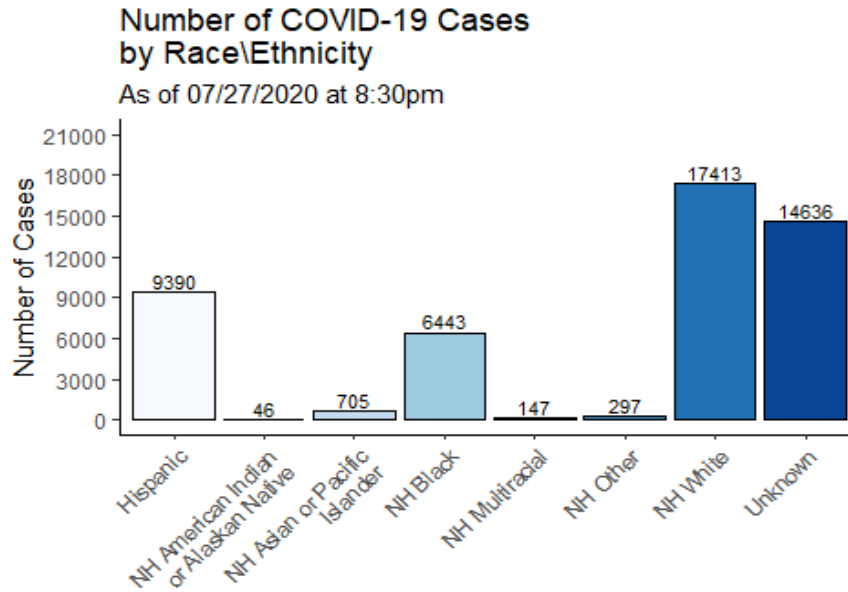
All data are preliminary and subject to change. Last updated 7/28/2020.

## APPENDIX A. Cumulative Number of COVID-19 Cases by Town

Table does not include 234 cases pending address validation

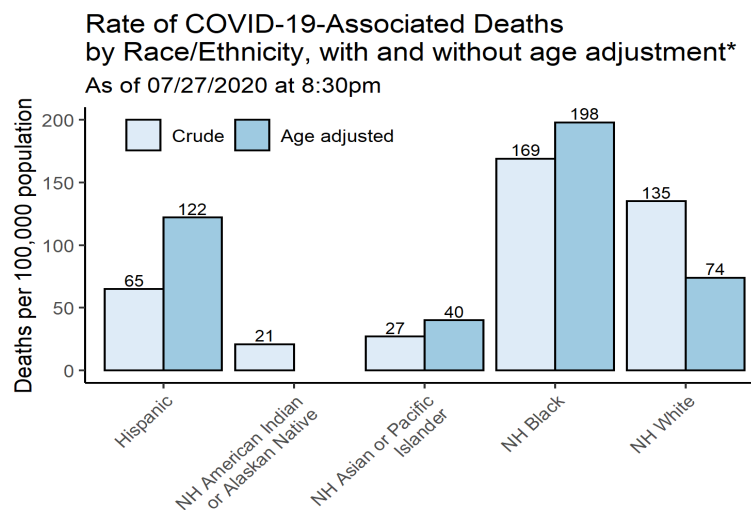
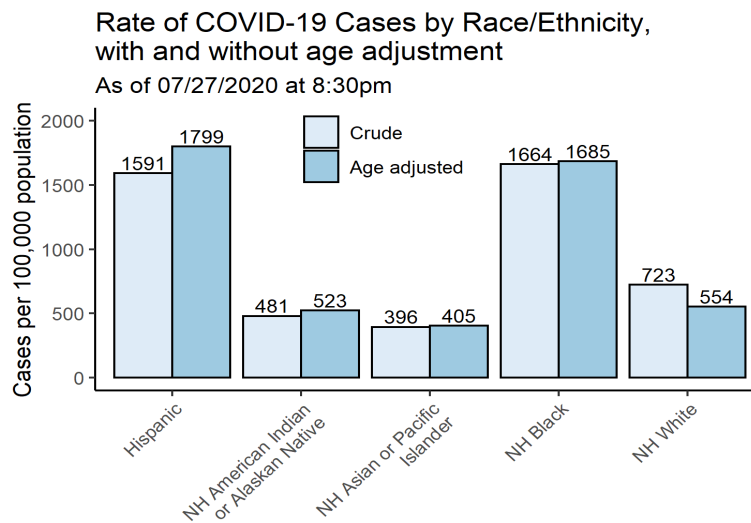
Town	Confirmed Cases	Probable Cases	Town	Confirmed Cases	Probable Cases	Town	Confirmed Cases	Probable Cases
Andover	9	0	Griswold	35	3	Prospect	68	0
Ansonia	290	7	Groton	133	13	Putnam	33	1
Ashford	22	1	Guilford	105	5	Redding	70	3
Avon	137	9	Haddam	34	1	Ridgefield	224	11
Barkhamsted	27	1	Hamden	1018	38	Rocky Hill	413	18
Beacon Falls	59	0	Hampton	2	0	Roxbury	6	3
Berlin	171	7	Hartford	2648	131	Salem	11	0
Bethany	39	0	Hartland	6	0	Salisbury	15	0
Bethel	256	12	Harwinton	30	3	Scotland	0	0
Bethlehem	11	1	Hebron	30	2	Seymour	229	11
Bloomfield	503	30	Kent	9	1	Sharon	15	0
Bolton	22	1	Killingly	35	2	Shelton	617	38
Bozrah	8	0	Killingworth	16	0	Sherman	14	2
Branford	349	12	Lebanon	27	0	Simsbury	122	13
Bridgeport	3696	124	Ledyard	28	0	Somers	259	22
Bridgewater	10	0	Lisbon	10	0	South Windsor	155	16
Bristol	627	19	Litchfield	45	1	Southbury	195	5
Brookfield	169	5	Lyme	6	0	Southington	339	13
Brooklyn	131	1	Madison	149	7	Sprague	5	0
Burlington	30	1	Manchester	738	59	Stafford	116	8
Canaan	0	0	Mansfield	40	2	Stamford	3331	73
Canterbury	14	1	Marlborough	97	4	Sterling	2	0
Canton	86	9	Meriden	937	35	Stonington	31	5
Chaplin	4	0	Middlebury	46	3	Stratford	851	38
Cheshire	214	8	Middlefield	18	0	Suffield	148	15
Chester	45	1	Middletown	622	25	Thomaston	60	2
Clinton	59	4	Milford	675	23	Thompson	41	1
Colchester	42	3	Monroe	125	5	Tolland	45	8
Colebrook	4	0	Montville	286	6	Torrington	547	25
Columbia	28	0	Morris	15	0	Trumbull	525	50
Cornwall	5	0	Naugatuck	411	10	Union	4	1
Coventry	45	4	New Britain	1130	64	Vernon	225	11
Cromwell	128	13	New Canaan	195	3	Voluntown	10	0
Danbury	1971	74	New Fairfield	116	2	Wallingford	499	10
Darien	225	6	New Hartford	29	0	Warren	5	0
Deep River	13	2	New Haven	2752	53	Washington	22	1
Derby	171	0	New London	181	6	Waterbury	2046	89
Durham	43	3	New Milford	296	9	Waterford	172	8
East Granby	11	0	Newington	388	21	Watertown	147	7
East Haddam	20	0	Newtown	238	14	West Hartford	702	56
East Hampton	48	4	Norfolk	13	1	West Haven	1060	38
East Hartford	882	58	North Branford	87	4	Westbrook	36	0
East Haven	413	22	North Canaan	6	1	Weston	70	3
East Lyme	151	11	North Haven	279	4	Westport	312	15
East Windsor	149	14	North	15	1	Wethersfield	255	5
Eastford	8	0	Stonington	15	1	Willington	15	0
Easton	33	1	Norwalk	2069	56	Wilton	209	26
Ellington	71	4	Norwich	118	7	Winchester	54	1
Enfield	607	14	Old Lyme	23	0	Windham	298	0
Essex	48	0	Old Saybrook	111	4	Windsor	550	44
Fairfield	648	51	Orange	131	3	Windsor Locks	128	7
Farmington	223	7	Oxford	82	4	Wolcott	119	6
Franklin	8	0	Plainfield	43	1	Woodbridge	138	7
Glastonbury	289	24	Plainville	178	2	Woodbury	52	1
Goshen	11	1	Plymouth	72	5	Woodstock	18	0
Granby	29	0	Pomfret	15	0			
Greenwich	876	42	Portland	72	4			
			Preston	19	0			

**APPENDIX B.** The following graphs show the number of cases and deaths by race and ethnicity. Categories are mutually exclusive. The category “multiracial” includes people who answered ‘yes’ to more than one race category. NH=Non-Hispanic



The following graphs show the number of COVID-19 cases and COVID-19-associated deaths per 100,000 population by race and ethnicity. Crude rates represent the total cases or deaths per 100,000 people. Age-adjusted rates consider the age of the person at diagnosis or death when estimating the rate and use a standardized population to provide a fair comparison between population groups with different age distributions. Age-adjustment is important in Connecticut as the median age of among the non-Hispanic white population is 47 years, whereas it is 34 years among non-Hispanic blacks, and 29 years among Hispanics. Because most non-Hispanic white residents who died were over 75 years of age, the age-adjusted rates are lower than the unadjusted rates. In contrast, Hispanic residents who died tend to be younger than 75 years of age which results in higher age-adjusted rates.

The 2018 Connecticut and 2000 US Standard Million populations were used for age adjustment; population estimates from: [DPH Population Statistics](#). Categories are mutually exclusive. Cases missing data on race/ethnicity are excluded from calculation of rates. NH=Non-Hispanic



\*Age adjusted rates only calculated for groups with at least 30 deaths