

COVID-19 Update June 02, 2020

As of **June 01, 2020, at 8:30 PM**, the total of laboratory-confirmed and probable COVID-19 cases reported among Connecticut residents is **42979**, including **40941** laboratory-confirmed and **2038** probable* cases. **Four hundred thirty-four** patients are currently hospitalized with laboratory-confirmed COVID-19. There have been **3972** COVID-19-associated deaths.

*In Connecticut during the early months of this pandemic, it became increasingly clear that it would be necessary to track probable COVID-19 cases and deaths, in addition to laboratory-confirmed (RT-PCR) cases and deaths. This was needed to better measure the burden and impact of this disease in our communities and is now part of the [national surveillance case definition for COVID-19](#). Probable cases of COVID-19 involve persons who have not had confirmatory laboratory testing (RT-PCR) performed for COVID-19, but whose symptoms indicate they are likely to have a COVID-19 infection. In Connecticut, most of the probable COVID-19 cases involve persons whose death certificates list COVID-19 disease or SARS-CoV-2 as a cause of death or a significant condition contributing to death. Prior to June 1, probable and confirmed cases were reported together.

Overall Summary	Total**	Change Since Yesterday
COVID-19 Cases	42979	+239
COVID-19-Associated Deaths	3972	+8
Patients Currently Hospitalized with COVID-19	434	-20
COVID-19 PCR Tests Reported	268572	+9252

**Includes confirmed plus probable cases

COVID-19 Cases and Associated Deaths by County of Residence

As of 06/01/20 8:30pm. Includes patients tested at the State Public Health Laboratory, hospital, and commercial laboratories.

County	COVID-19 Cases		COVID-19-Associated Deaths	
	Confirmed	Probable	Confirmed	Probable
Fairfield County	15073	703	996	291
Hartford County	9861	675	951	302
Litchfield County	1336	66	113	20
Middlesex County	1098	56	117	33
New Haven County	11139	386	837	148
New London County	1035	59	66	24
Tolland County	772	76	46	14
Windham County	383	10	13	1
<i>Pending address validation</i>	244	7	0	0
Total	40941	2038	3139	833

[National COVID-19 statistics](#) and information about [preventing spread of COVID-19](#) are available from the Centers for Disease Control and Prevention.

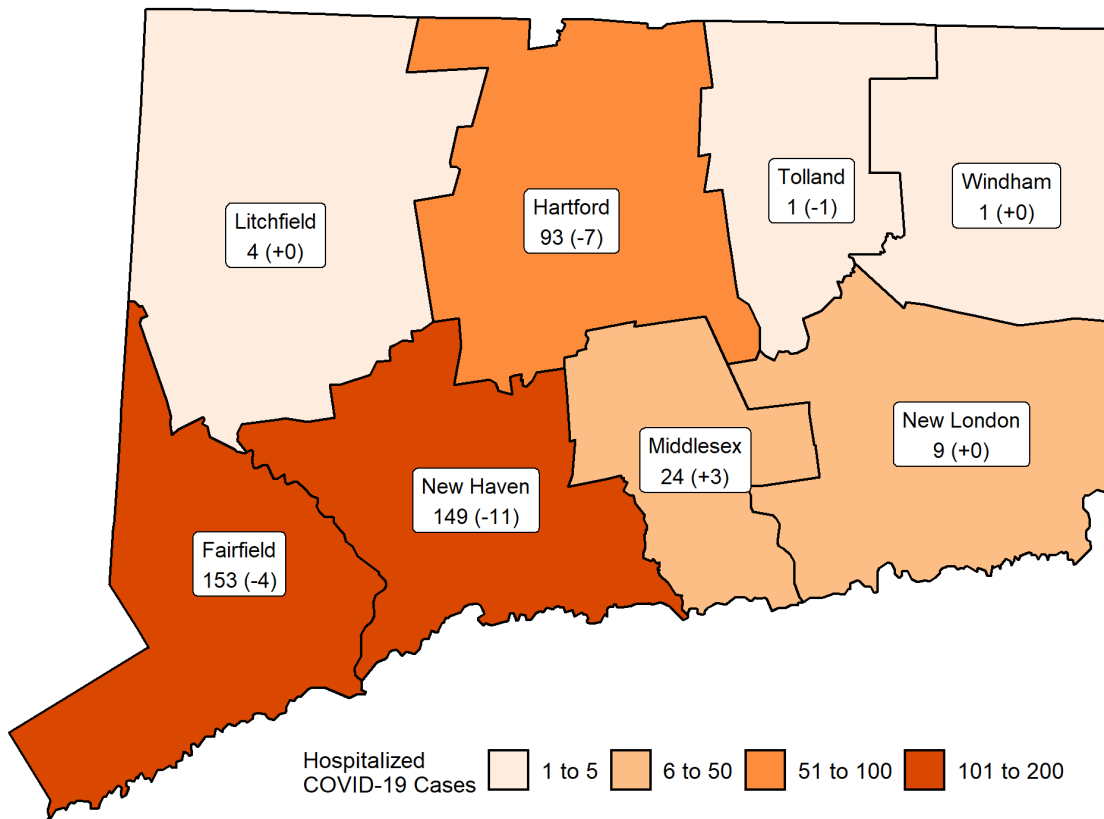
Day-to-day changes reflect newly reported cases, deaths, and tests that occurred over the last several days to week. All data in this report are preliminary; data for previous dates will be updated as new reports are received and data errors are corrected. Hospitalization data were collected by the Connecticut Hospital Association. Deaths* reported to either OCME or DPH are included in the daily COVID-19 update.

Hospitalization Surveillance

The map below shows the number of patients currently hospitalized with laboratory-confirmed COVID-19 by county based on data collected by the Connecticut Hospital Association. The distribution is by location of hospital, not patient residence. The labels indicate the number of patients currently hospitalized with the change since yesterday in parentheses.

Patients Currently Hospitalized by Connecticut County

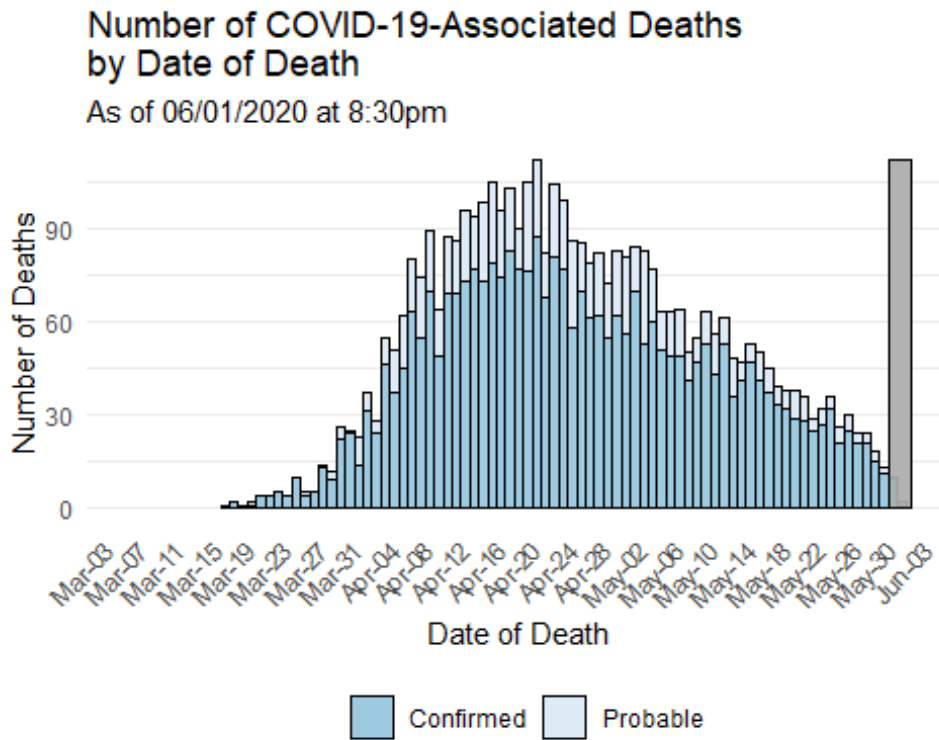
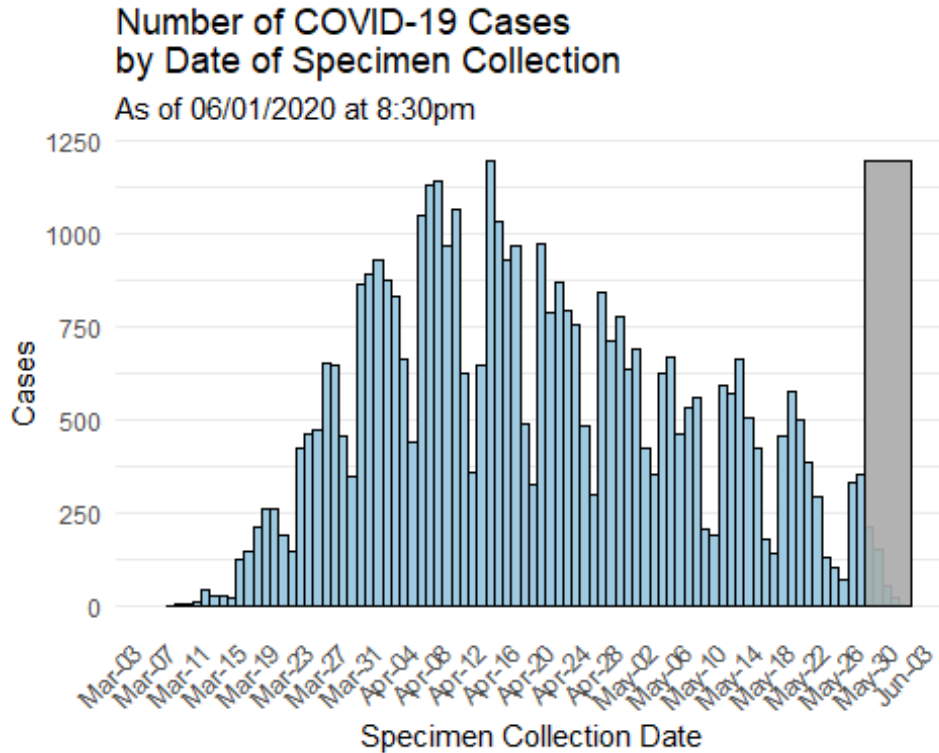
Distribution by location of hospital not patient residence. Data from the Connecticut Hospital Association.



More information about hospitalized cases of COVID-19 in New Haven and Middlesex Counties is available from [COVID-NET](#).

Characteristics of COVID-19 Cases and Associated Deaths

Test results may be reported several days after the result. Data are incomplete for most recent dates shaded in grey. Data from previous dates are routinely updated.

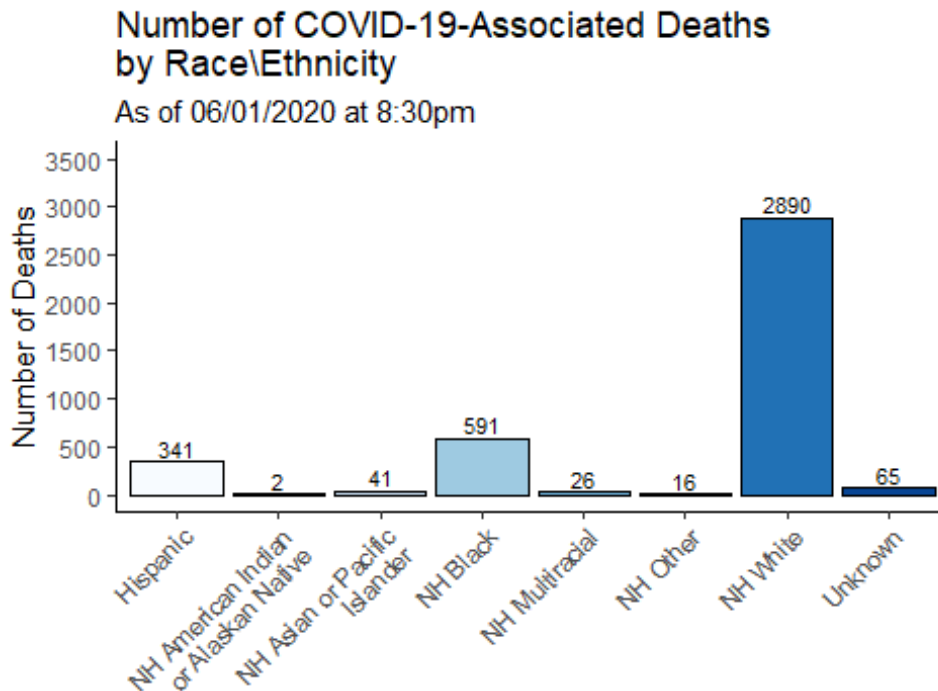
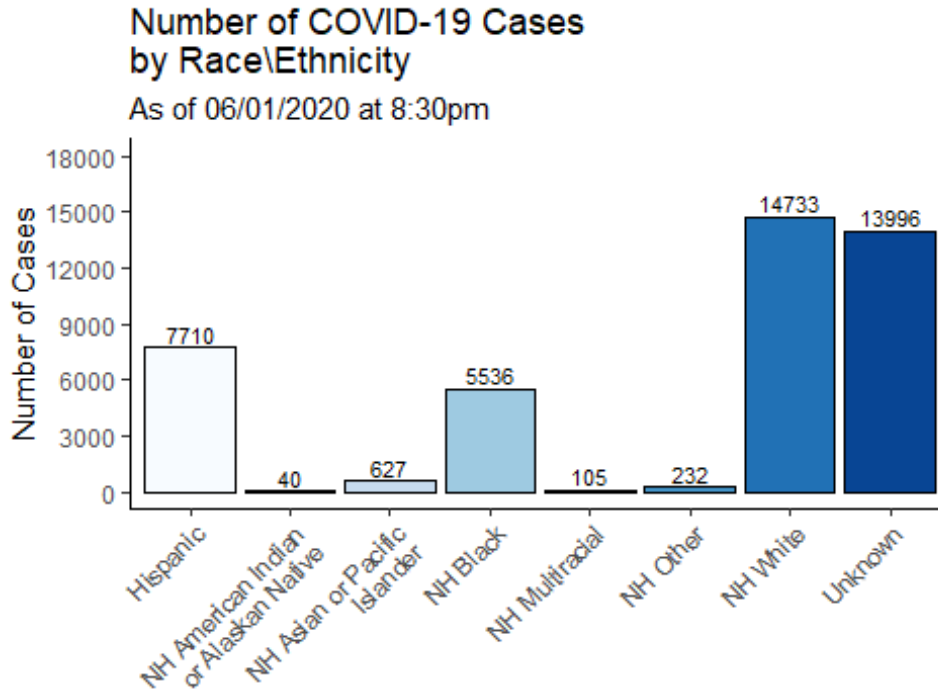


APPENDIX A. Towns with Cases of COVID-19

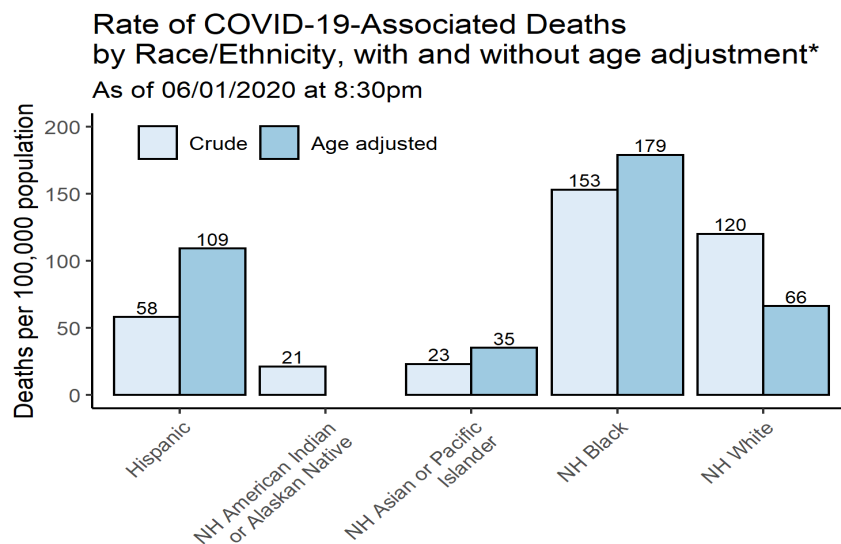
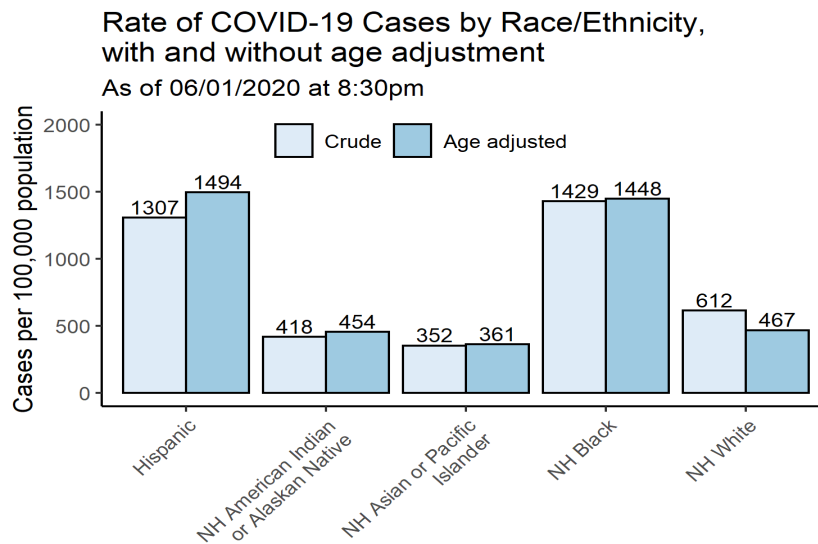
Table does not include 244 cases pending address validation

Town	Confirmed Cases	Probable Cases	Town	Confirmed Cases	Probable Cases	Town	Confirmed Cases	Probable Cases
Andover	9	1	Griswold	24	2	Prospect	54	0
Ansonia	254	6	Groton	81	12	Putnam	25	1
Ashford	15	0	Guilford	93	4	Redding	68	3
Avon	106	12	Haddam	30	1	Ridgefield	199	13
Barkhamsted	25	1	Hamden	939	29	Rocky Hill	373	19
Beacon Falls	45	0	Hampton	2	0	Roxbury	4	3
Berlin	147	7	Hartford	2180	133	Salem	4	0
Bethany	32	0	Hartland	6	0	Salisbury	11	0
Bethel	236	10	Harwinton	26	2	Scotland	0	0
Bethlehem	11	1	Hebron	23	1	Seymour	216	10
Bloomfield	453	35	Kent	7	1	Sharon	13	2
Bolton	21	2	Killingly	27	2	Shelton	557	40
Bozrah	7	0	Killingworth	14	0	Sherman	12	2
Branford	319	7	Lebanon	23	0	Simsbury	97	12
Bridgeport	3273	128	Ledyard	21	0	Somers	260	26
Bridgewater	8	0	Lisbon	9	0	South Windsor	128	18
Bristol	540	19	Litchfield	36	1	Southbury	167	7
Brookfield	153	3	Lyme	2	0	Southington	303	15
Brooklyn	21	2	Madison	133	7	Sprague	4	0
Burlington	24	0	Manchester	587	59	Stafford	101	8
Canaan	0	0	Mansfield	27	2	Stamford	3052	76
Canterbury	11	1	Marlborough	79	2	Sterling	2	0
Canton	84	8	Meriden	758	32	Stonington	26	6
Chaplin	3	0	Middlebury	39	3	Stratford	781	34
Cheshire	176	8	Middlefield	18	0	Suffield	105	15
Chester	46	1	Middletown	537	28	Thomaston	52	2
Clinton	50	2	Milford	610	21	Thompson	33	1
Colchester	34	2	Monroe	100	6	Tolland	38	9
Colebrook	3	0	Montville	244	7	Torrington	491	32
Columbia	22	0	Morris	14	0	Trumbull	478	48
Cornwall	6	0	Naugatuck	360	10	Union	4	1
Coventry	36	4	New Britain	916	63	Vernon	165	16
Cromwell	113	10	New Canaan	168	3	Voluntown	9	0
Danbury	1734	71	New Fairfield	108	0	Wallingford	437	13
Darien	199	7	New Hartford	25	0	Warren	4	0
Deep River	11	2	New Haven	2419	57	Washington	21	0
Derby	159	1	New London	132	5	Waterbury	1820	95
Durham	32	1	New Milford	262	8	Waterford	150	7
East Granby	8	1	Newington	357	21	Watertown	136	6
East Haddam	16	1	Newtown	207	9	West Hartford	617	52
East Hampton	38	5	Norfolk	10	1	West Haven	1008	29
East Hartford	737	65	North Branford	77	5	Westbrook	30	0
East Haven	367	21	North Canaan	5	1	Weston	62	1
East Lyme	132	11	North Haven	243	4	Westport	275	16
East Windsor	136	13	North Stonington	11	1	Wethersfield	242	7
Eastford	8	0	Norwalk	1937	66	Willington	13	0
Easton	30	1	Norwich	87	6	Wilton	177	26
Ellington	53	6	Old Lyme	16	0	Winchester	50	0
Enfield	416	15	Old Saybrook	81	1	Windham	180	1
Essex	24	0	Orange	110	1	Windsor	508	47
Fairfield	568	46	Oxford	73	3	Windsor Locks	106	6
Farmington	187	7	Plainfield	30	1	Wolcott	95	4
Franklin	5	0	Plainville	144	3	Woodbridge	136	9
Glastonbury	255	20	Plymouth	66	4	Woodbury	42	1
Goshen	8	0	Pomfret	13	1	Woodstock	13	0
Granby	20	1	Portland	58	4			
Greenwich	699	94	Preston	14	0			

APPENDIX B. The following graphs show the number of cases and deaths by race and ethnicity. Categories are mutually exclusive. The category “multiracial” includes people who answered ‘yes’ to more than one race category. Counts may not add up to total case counts as data on race and ethnicity may be missing. NH=Non-Hispanic



The following graphs show the number of COVID-19 cases and COVID-19-associated deaths per 100,000 population by race and ethnicity. Crude rates represent the total cases or deaths per 100,000 people. Age-adjusted rates consider the age of the person at diagnosis or death when estimating the rate and use a standardized population to provide a fair comparison between population groups with different age distributions. Age-adjustment is important in Connecticut as the median age of among the non-Hispanic white population is 47 years, whereas it is 34 years among non-Hispanic blacks, and 29 years among Hispanics. Because most non-Hispanic white residents who died were over 75 years of age, the age-adjusted rates are lower than the unadjusted rates. In contrast, Hispanic residents who died tend to be younger than 75 years of age which results in higher age-adjusted rates. The 2018 Connecticut population and 2000 US standard million population were used for age adjustment; population estimates from: [DPH Population Statistics](#). Categories are mutually exclusive. Counts may not add up to total case counts as data on race and ethnicity may be missing. NH=Non-Hispanic



*Age adjusted rates only calculated for groups with at least 20 deaths.