

COVID-19 Update May 16, 2020

As of **May 15, 2020, at 8:30 PM**, a total of **36703** cases of COVID-19 have been reported among Connecticut residents. **Nine hundred ninety-four** patients are currently hospitalized with laboratory-confirmed COVID-19. There have been **3339** COVID-19-associated deaths.

Day-to-day changes reflect newly reported cases, deaths, and tests that occurred over the last several days to week. All data in this report are preliminary; data for previous dates will be updated as new reports are received and data errors are corrected. Hospitalization data were collected by the Connecticut Hospital Association. Deaths* reported to either the OCME or DPH are included in the daily COVID-19 update.

***For public health surveillance, COVID-19-associated deaths include persons who tested positive for the virus that causes COVID-19 disease around the time of death (confirmed) and persons whose death certificate lists COVID-19 disease as a cause of death or a significant condition contributing to death (probable).**

Overall Summary	Total	Change Since Yesterday
COVID-19 Cases	36703	+618
COVID-19-Associated Deaths	3339	+54
Patients Currently Hospitalized with COVID-19	994	-39
COVID-19 Tests Reported	164755	+8847

COVID-19 Cases and Associated Deaths by County of Residence

As of 05/15/20 8:30pm. Includes patients tested at the State Public Health Laboratory, hospital, and commercial laboratories.

County	COVID-19 Cases	COVID-19-Associated Deaths
Fairfield County	14140	1125
Hartford County	8299	1044
Litchfield County	1234	116
Middlesex County	898	124
New Haven County	10075	800
New London County	860	65
Tolland County	636	51
Windham County	304	12
Pending address validation	257	2
Total	36703	3339

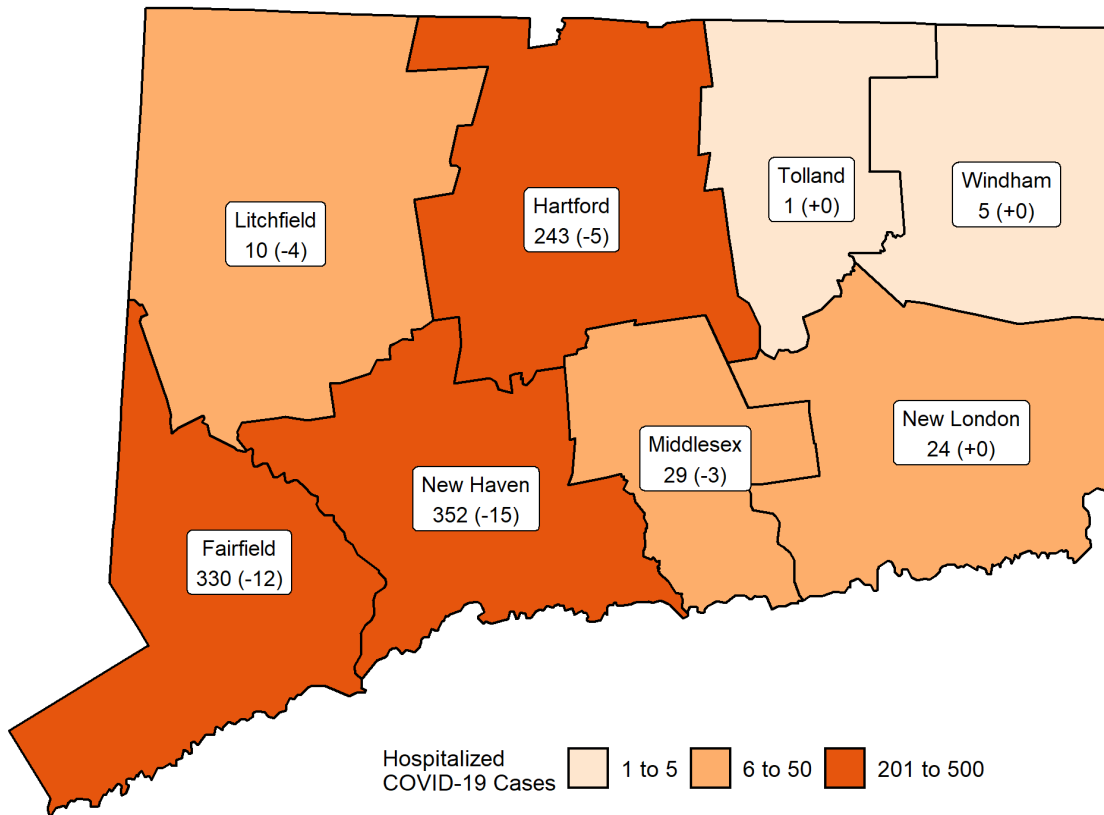
[National COVID-19 statistics](#) and information about [preventing spread of COVID-19](#) are available from the Centers for Disease Control and Prevention.

Hospitalization Surveillance

The map below shows the number of patients currently hospitalized with laboratory-confirmed COVID-19 by county based on data collected by the Connecticut Hospital Association. The distribution is by location of hospital, not patient residence. The labels indicate the number of patients currently hospitalized with the change since yesterday in parentheses.

Patients Currently Hospitalized by Connecticut County

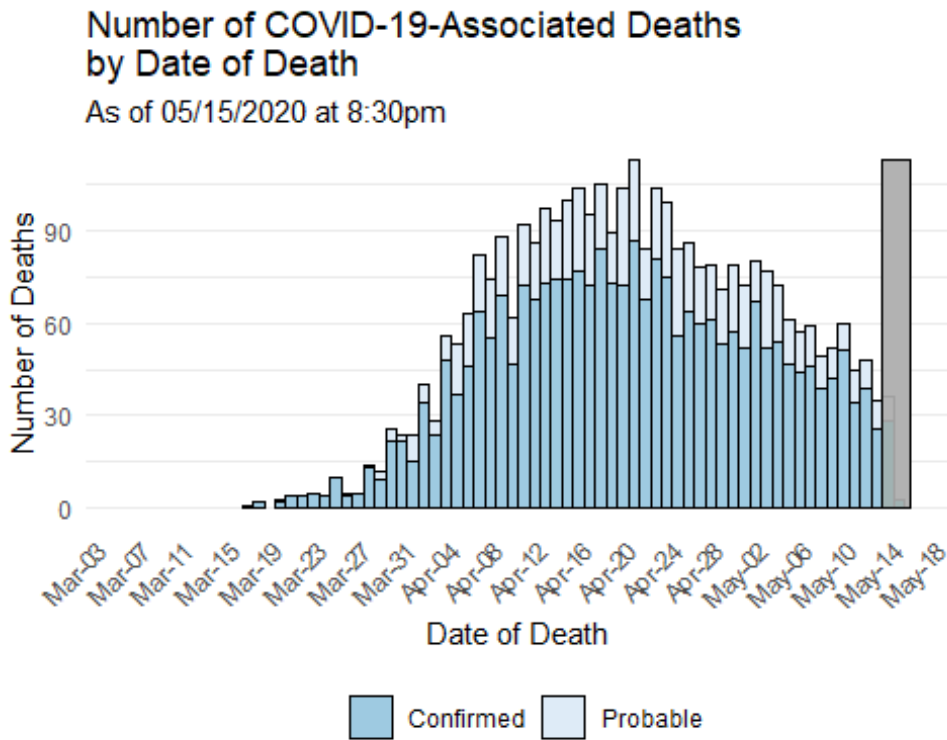
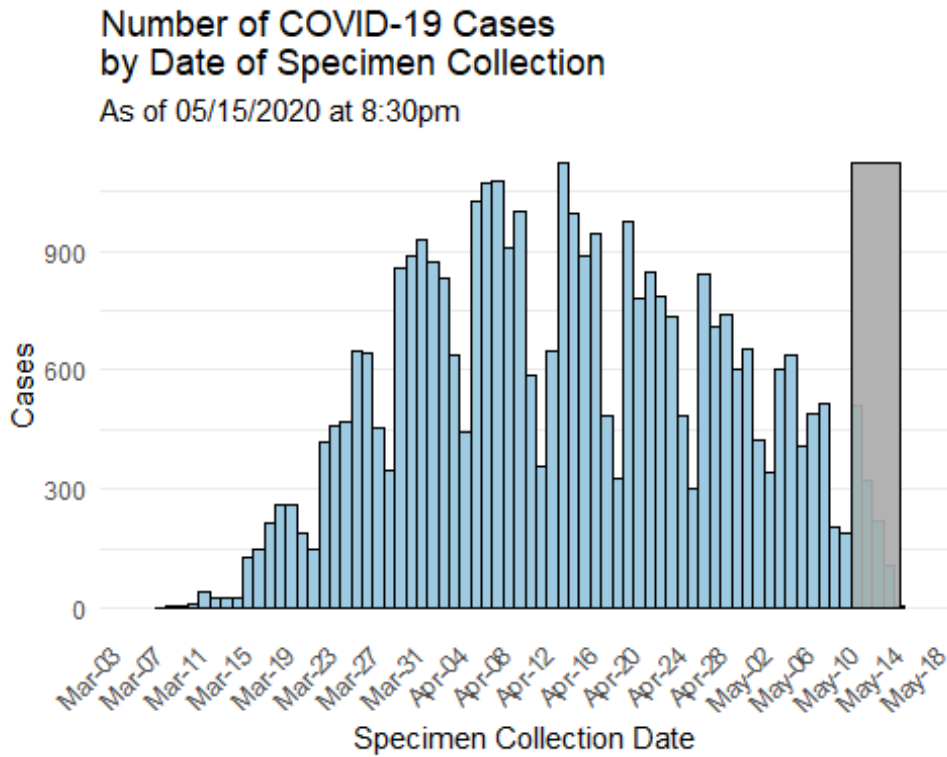
Distribution by location of hospital not patient residence. Data from the Connecticut Hospital Association.



More information about hospitalized cases of COVID-19 in New Haven and Middlesex Counties is available from [COVID-NET](#).

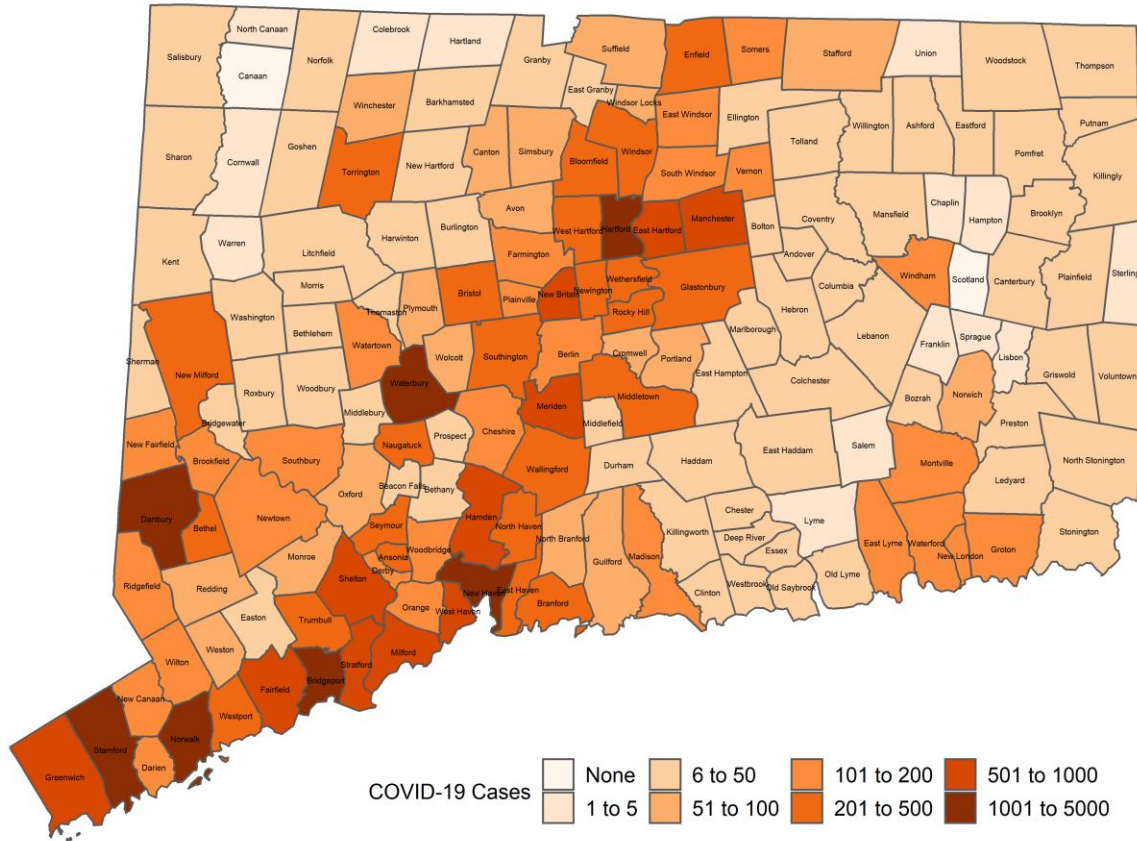
Characteristics of COVID-19 Cases and Associated Deaths

Test results may be reported several days after the result. Data are incomplete for most recent dates shaded in grey. Data from previous dates are routinely updated.



Connecticut Towns with Confirmed Cases of COVID-19

Map does not include 257 cases pending address validation

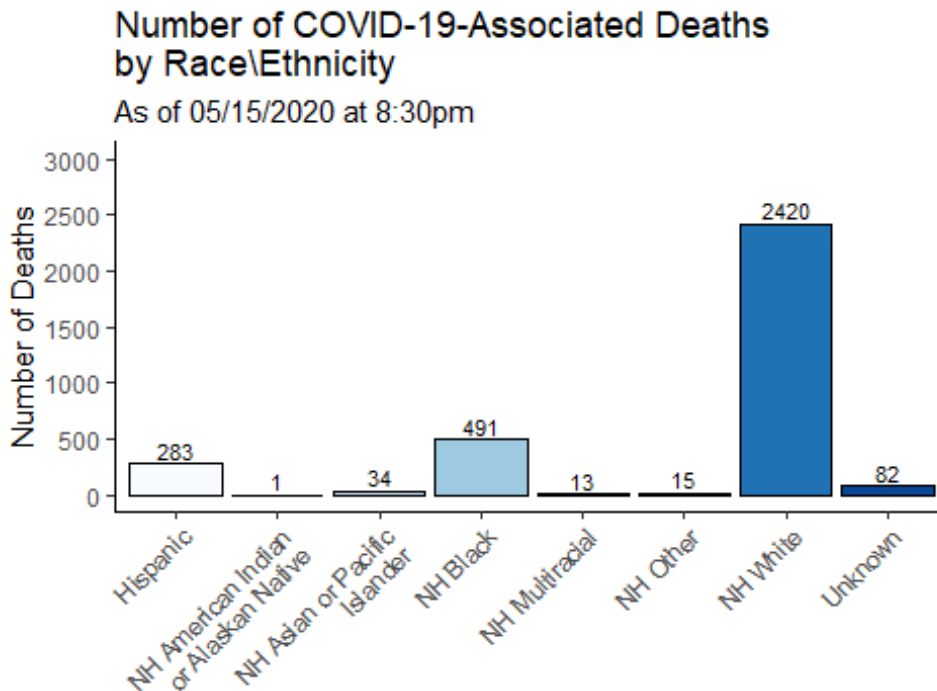
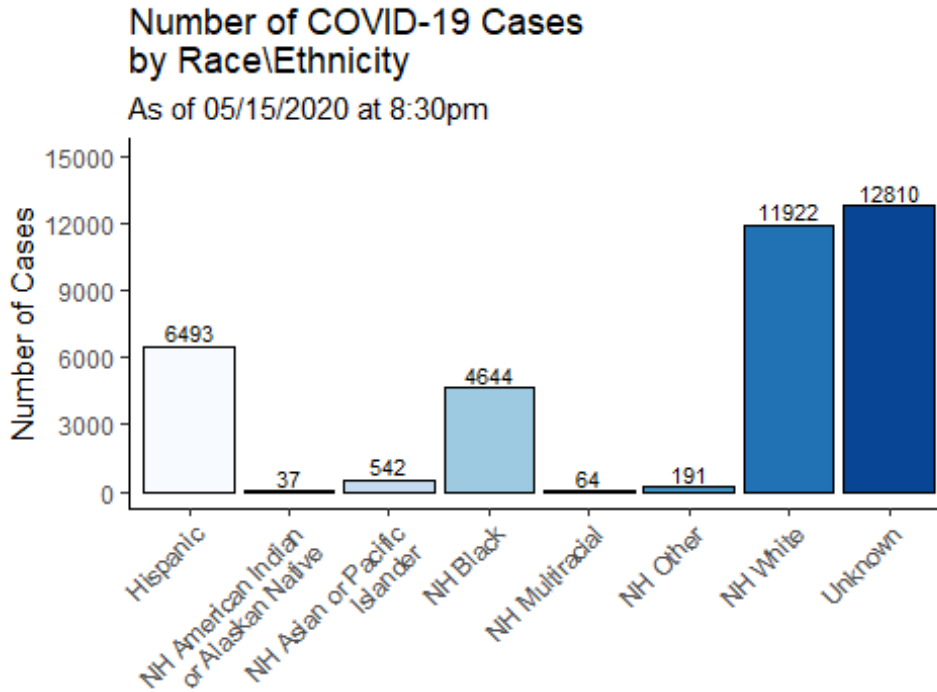


APPENDIX A. Towns with Confirmed Cases of COVID-19

Table does not include 257 cases pending address validation

Town	Cases	Town	Cases	Town	Cases
Andover	9	Griswold	20	Prospect	48
Ansonia	229	Groton	101	Putnam	21
Ashford	13	Guilford	89	Redding	66
Avon	77	Haddam	26	Ridgefield	195
Barkhamsted	23	Hamden	847	Rocky Hill	333
Beacon Falls	45	Hampton	1	Roxbury	6
Berlin	130	Hartford	1733	Salem	4
Bethany	29	Hartland	5	Salisbury	10
Bethel	221	Harwinton	28	Scotland	0
Bethlehem	9	Hebron	18	Seymour	202
Bloomfield	381	Kent	7	Sharon	16
Bolton	17	Killingly	24	Shelton	515
Bozrah	7	Killingworth	12	Sherman	13
Branford	301	Lebanon	18	Simsbury	99
Bridgeport	2779	Ledyard	18	Somers	164
Bridgewater	6	Lisbon	5	South Windsor	125
Bristol	489	Litchfield	35	Southbury	147
Brookfield	144	Lyme	3	Southington	264
Brooklyn	16	Madison	120	Sprague	3
Burlington	21	Manchester	523	Stafford	87
Canaan	0	Mansfield	25	Stamford	3006
Canterbury	11	Marlborough	48	Sterling	2
Canton	75	Meriden	644	Stonington	29
Chaplin	3	Middlebury	37	Stratford	711
Cheshire	161	Middlefield	15	Suffield	96
Chester	42	Middletown	463	Thomaston	49
Clinton	43	Milford	567	Thompson	24
Colchester	31	Monroe	100	Tolland	45
Colebrook	2	Montville	104	Torrington	447
Columbia	17	Morris	15	Trumbull	474
Cornwall	3	Naugatuck	318	Union	2
Coventry	33	New Britain	752	Vernon	163
Cromwell	90	New Canaan	162	Voluntown	9
Danbury	1579	New Fairfield	106	Wallingford	382
Darien	198	New Hartford	22	Warren	4
Deep River	7	New Haven	2163	Washington	19
Derby	130	New London	128	Waterbury	1636
Durham	27	New Milford	241	Waterford	147
East Granby	7	Newington	309	Watertown	122
East Haddam	10	Newtown	161	West Hartford	433
East Hampton	40	Norfolk	8	West Haven	944
East Hartford	618	North Branford	74	Westbrook	22
East Haven	361	North Canaan	4	Weston	62
East Lyme	122	North Haven	213	Westport	267
East Windsor	129	North Stonington	10	Wethersfield	210
Eastford	8	Norwalk	1881	Willington	10
Easton	29	Norwich	74	Wilton	198
Ellington	46	Old Lyme	16	Winchester	51
Enfield	371	Old Saybrook	28	Windham	130
Essex	19	Orange	110	Windsor	423
Fairfield	522	Oxford	75	Windsor Locks	91
Farmington	179	Plainfield	28	Wolcott	94
Franklin	2	Plainville	125	Woodbridge	109
Glastonbury	235	Plymouth	60	Woodbury	39
Goshen	8	Pomfret	10	Woodstock	13
Granby	18	Portland	54		
Greenwich	751	Preston	9		

APPENDIX B. The following graphs show the number of cases and deaths by race and ethnicity. Categories are mutually exclusive. The category “multiracial” includes people who answered ‘yes’ to more than one race category. Counts may not add up to total case counts as data on race and ethnicity may be missing. NH=Non-Hispanic



The following graphs show the number of cases and deaths per 100,000 population by race and ethnicity. Population estimate from: [DPH Population Statistics](#). Categories are mutually exclusive. The category "multiracial" includes people who answered 'yes' to more than one race category. Counts may not add up to total case counts as data on race and ethnicity may be missing. NH=Non-Hispanic

