

COVID-19 Update May 13, 2020

As of **May 12, 2020, at 8:30 PM**, a total of **34855** cases of COVID-19 have been reported among Connecticut residents. **One thousand one hundred fifty-eight** patients are currently hospitalized with laboratory-confirmed COVID-19. There have been **3125** COVID-19-associated deaths.

Day-to-day changes reflect newly reported cases, deaths, and tests that occurred over the last several days to week. All data in this report are preliminary; data for previous dates will be updated as new reports are received and data errors are corrected. Hospitalization data were collected by the Connecticut Hospital Association. Deaths* reported to either the OCME or DPH are included in the daily COVID-19 update.

*For public health surveillance, COVID-19-associated deaths include persons who tested positive for the virus that causes COVID-19 disease around the time of death (confirmed) and persons whose death certificate lists COVID-19 disease as a cause of death or a significant condition contributing to death (probable).

Overall Summary	Total	Change Since Yesterday
COVID-19 Cases	34855	+522
COVID-19-Associated Deaths	3125	+84
Patients Currently Hospitalized with COVID-19	1158	-31
COVID-19 Tests Reported	142943	+4122

COVID-19 Cases and Associated Deaths by County of Residence

As of 05/12/20 8:30pm. Includes patients tested at the State Public Health Laboratory, hospital, and commercial laboratories.

County	COVID-19 Cases	COVID-19-Associated Deaths
Fairfield County	13636	1068
Hartford County	7732	963
Litchfield County	1179	110
Middlesex County	837	116
New Haven County	9570	745
New London County	804	60
Tolland County	560	49
Windham County	287	9
<i>Pending address validation</i>	250	5
Total	34855	3125

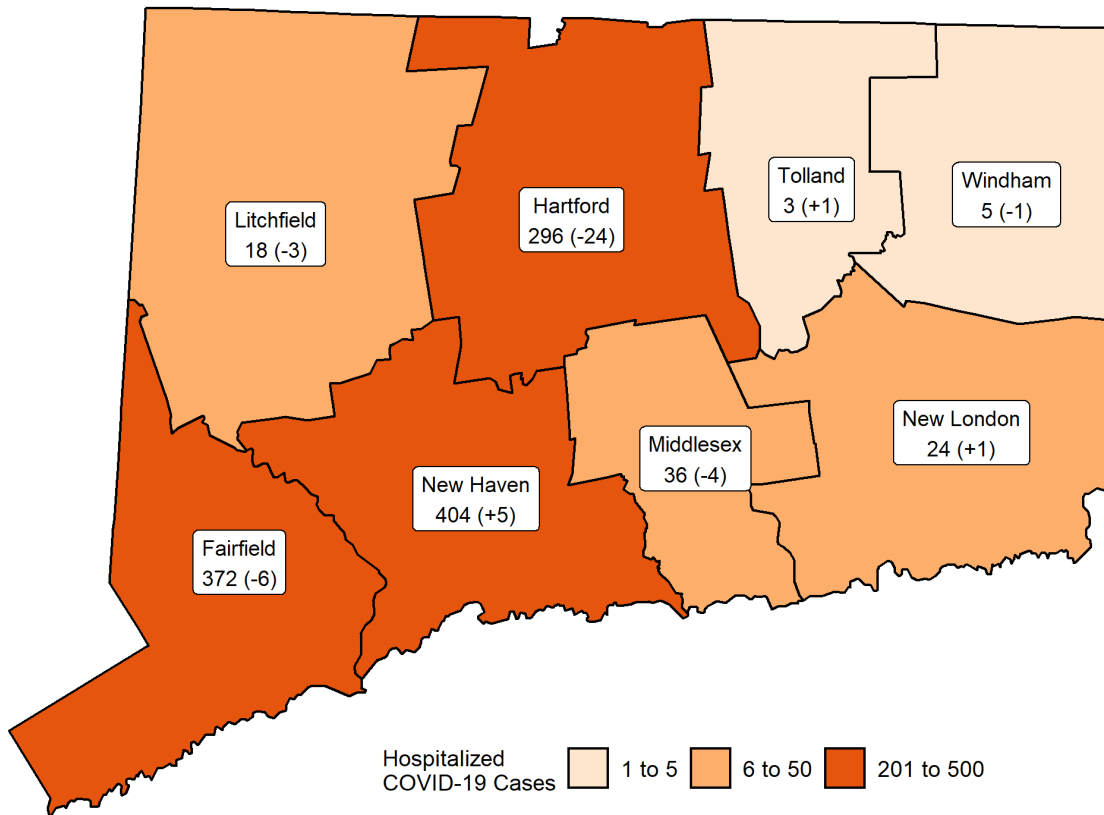
[National COVID-19 statistics](#) and information about [preventing spread of COVID-19](#) are available from the Centers for Disease Control and Prevention.

Hospitalization Surveillance

The map below shows the number of patients currently hospitalized with laboratory-confirmed COVID-19 by county based on data collected by the Connecticut Hospital Association. The distribution is by location of hospital, not patient residence. The labels indicate the number of patients currently hospitalized with the change since yesterday in parentheses.

Patients Currently Hospitalized by Connecticut County

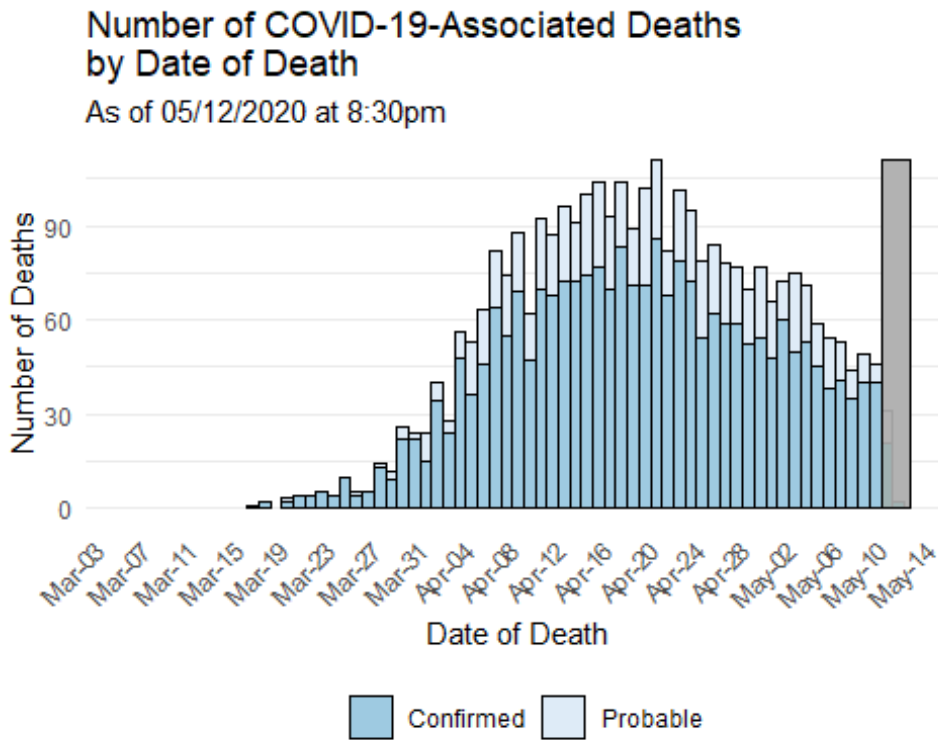
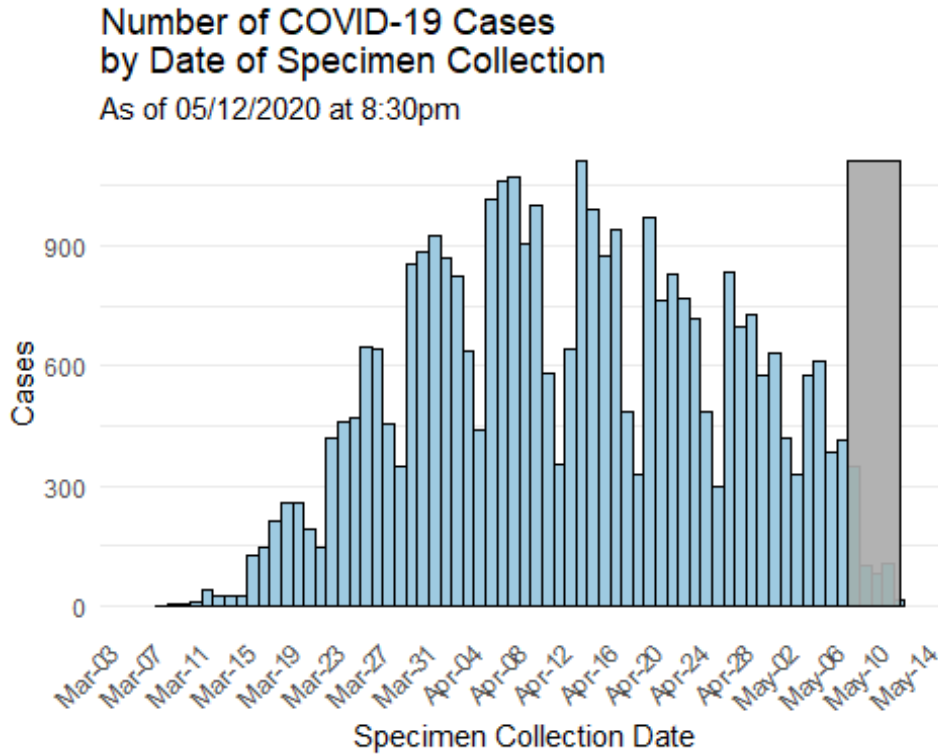
Distribution by location of hospital not patient residence. Data from the Connecticut Hospital Association.



More information about hospitalized cases of COVID-19 in New Haven and Middlesex Counties is available from [COVID-NET](#).

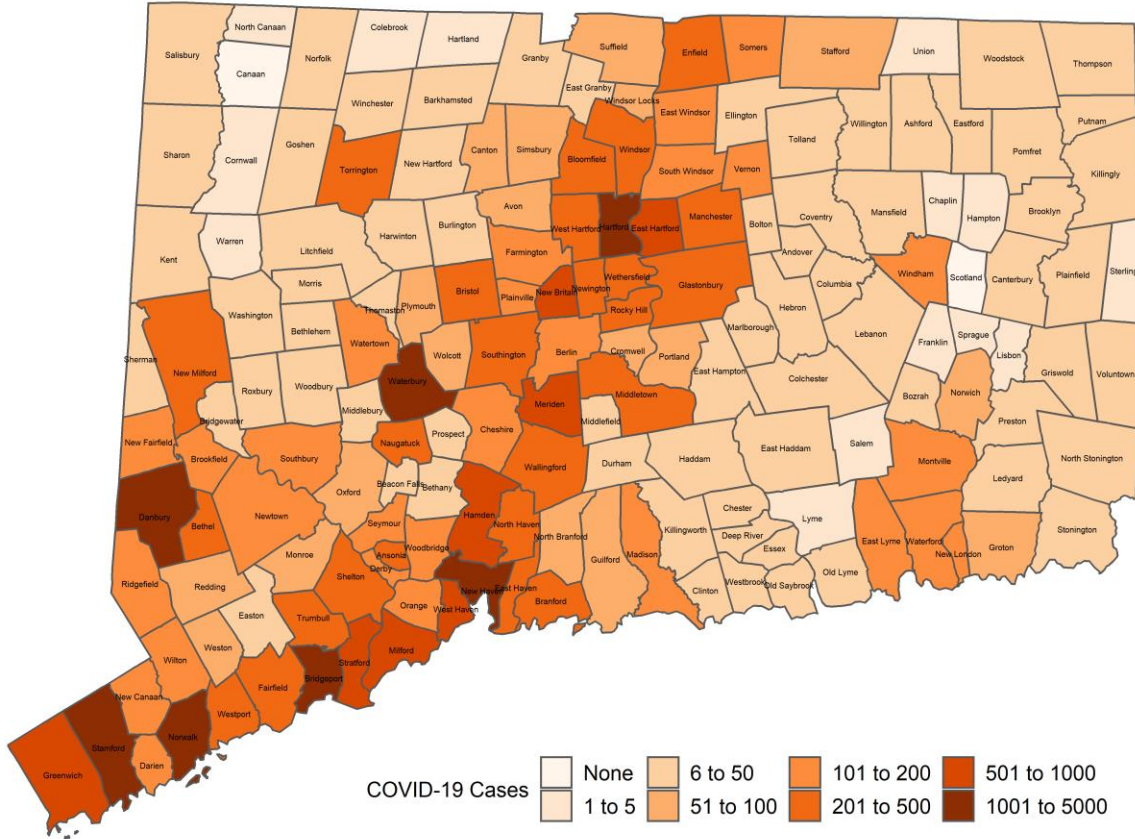
Characteristics of COVID-19 Cases and Associated Deaths

Test results may be reported several days after the result. Data are incomplete for most recent dates shaded in grey. Data from previous dates are routinely updated.



Connecticut Towns with Confirmed Cases of COVID-19

Map does not include 250 cases pending address validation



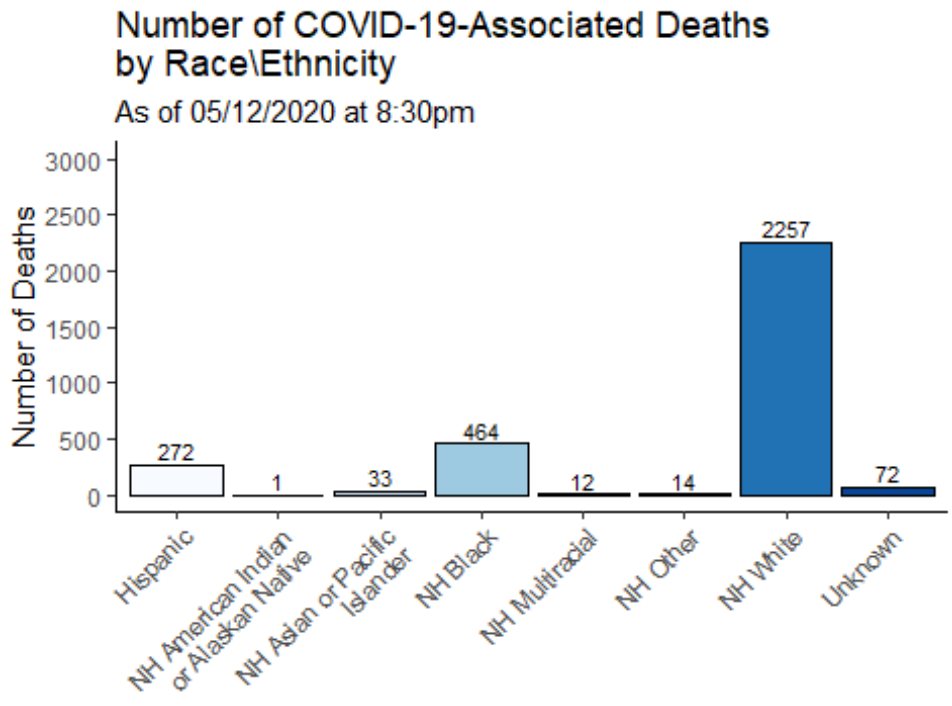
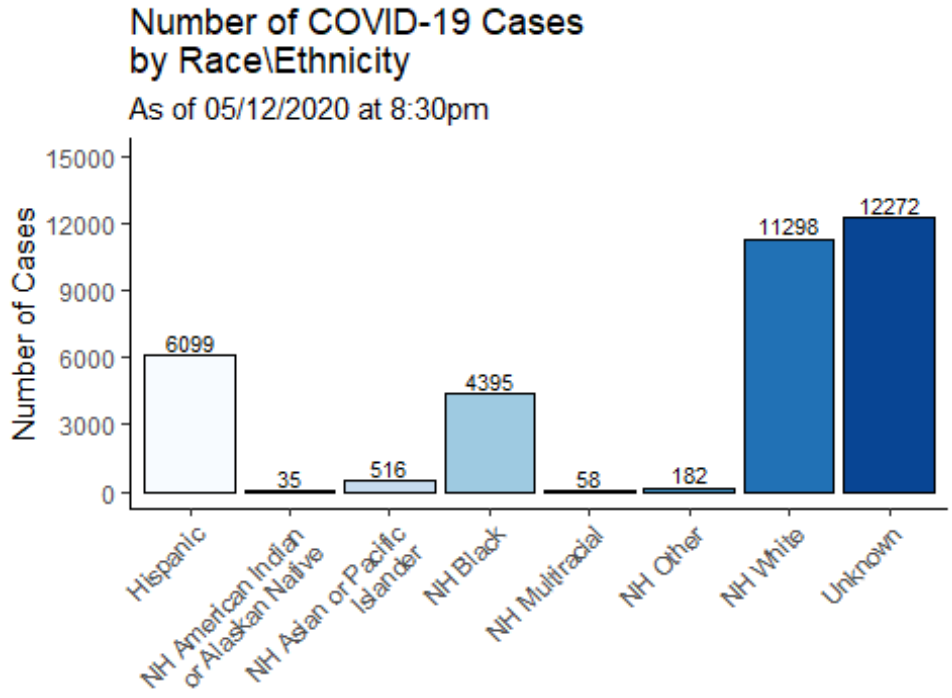
All data are preliminary and subject to change. Updated 5/13/2020.

APPENDIX A. Towns with Confirmed Cases of COVID-19

Table does not include 250 cases pending address validation

Town	Cases	Town	Cases	Town	Cases
Andover	7	Griswold	19	Prospect	46
Ansonia	210	Groton	97	Putnam	19
Ashford	13	Guilford	86	Redding	64
Avon	73	Haddam	24	Ridgefield	194
Barkhamsted	20	Hamden	811	Rocky Hill	303
Beacon Falls	43	Hampton	1	Roxbury	6
Berlin	129	Hartford	1618	Salem	4
Bethany	30	Hartland	5	Salisbury	10
Bethel	213	Harwinton	27	Scotland	0
Bethlehem	9	Hebron	18	Seymour	198
Bloomfield	358	Kent	7	Sharon	14
Bolton	16	Killingly	23	Shelton	500
Bozrah	7	Killingworth	12	Sherman	13
Branford	289	Lebanon	17	Simsbury	88
Bridgeport	2625	Ledyard	17	Somers	115
Bridgewater	6	Lisbon	5	South Windsor	120
Bristol	452	Litchfield	34	Southbury	147
Brookfield	140	Lyme	3	Southington	246
Brooklyn	16	Madison	107	Sprague	3
Burlington	20	Manchester	455	Stafford	85
Canaan	0	Mansfield	24	Stamford	2958
Canterbury	11	Marlborough	45	Sterling	2
Canton	68	Meriden	603	Stonington	27
Chaplin	3	Middlebury	35	Stratford	685
Cheshire	154	Middlefield	15	Suffield	93
Chester	42	Middletown	420	Thomaston	46
Clinton	40	Milford	545	Thompson	24
Colchester	28	Monroe	93	Tolland	41
Colebrook	2	Montville	101	Torrington	428
Columbia	16	Morris	15	Trumbull	455
Cornwall	3	Naugatuck	263	Union	2
Coventry	32	New Britain	711	Vernon	155
Cromwell	90	New Canaan	159	Voluntown	8
Danbury	1528	New Fairfield	106	Wallingford	368
Darien	195	New Hartford	22	Warren	4
Deep River	7	New Haven	2062	Washington	18
Derby	125	New London	113	Waterbury	1562
Durham	26	New Milford	228	Waterford	144
East Granby	7	Newington	287	Watertown	116
East Haddam	10	Newtown	150	West Hartford	396
East Hampton	37	Norfolk	8	West Haven	898
East Hartford	581	North Branford	66	Westbrook	20
East Haven	342	North Canaan	4	Weston	63
East Lyme	113	North Haven	202	Westport	266
East Windsor	118	North Stonington	9	Wethersfield	202
Eastford	7	Norwalk	1788	Willington	8
Easton	29	Norwich	63	Wilton	192
Ellington	41	Old Lyme	16	Winchester	50
Enfield	353	Old Saybrook	25	Windham	119
Essex	17	Orange	107	Windsor	383
Fairfield	494	Oxford	73	Windsor Locks	86
Farmington	171	Plainfield	27	Wolcott	92
Franklin	2	Plainville	122	Woodbridge	106
Glastonbury	225	Plymouth	56	Woodbury	38
Goshen	8	Pomfret	10	Woodstock	12
Granby	17	Portland	52		
Greenwich	726	Preston	8		

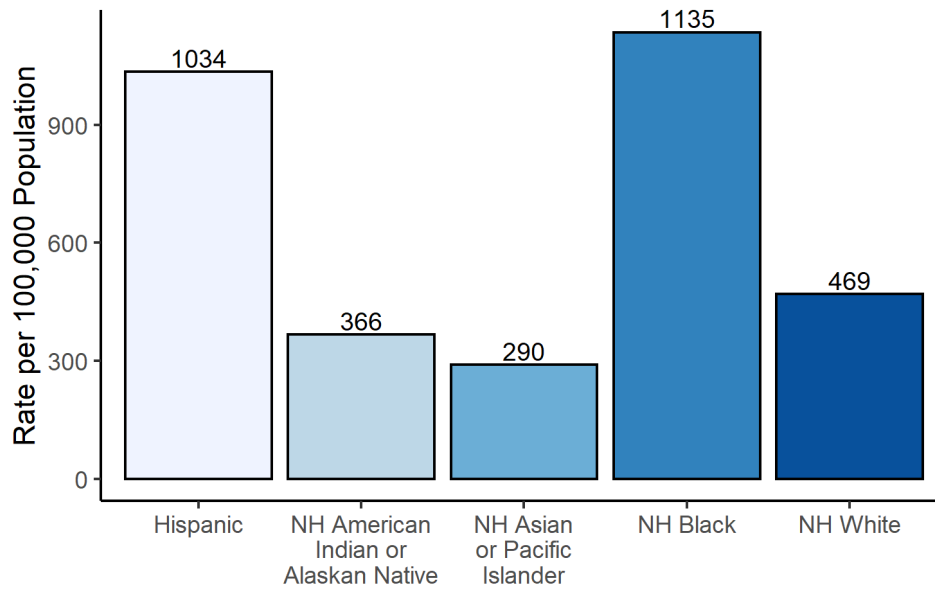
APPENDIX B. The following graphs show the number of cases and deaths by race and ethnicity. Categories are mutually exclusive. The category “multiracial” includes people who answered ‘yes’ to more than one race category. Counts may not add up to total case counts as data on race and ethnicity may be missing. NH=Non-Hispanic



The following graphs show the number of cases and deaths per 100,000 population by race and ethnicity. Population estimate from: [DPH Population Statistics](#). Categories are mutually exclusive. The category "multiracial" includes people who answered 'yes' to more than one race category. Counts may not add up to total case counts as data on race and ethnicity may be missing. NH=Non-Hispanic

Rate of COVID-19 Cases by Race\Ethnicity

As of 05/12/2020 at 8:30pm



Rate of COVID-19-Associated Deaths by Race\Ethnicity

As of 05/12/2020 at 8:30pm

