

## COVID-19 Update April 30, 2020

As of **April 30, 2020**, a total of **27700** cases of COVID-19 have been reported among Connecticut residents. **One thousand six hundred fifty** patients are currently hospitalized. There have been **2257** COVID-19-associated deaths.

**Day-to-day changes reflect newly reported cases, deaths, and tests that occurred over the last several days to week.** All data in this report are preliminary; data for previous dates will be updated as new reports are received and data errors are corrected. Hospitalization data were collected by the Connecticut Hospital Association. Deaths\* reported to either the OCME or DPH are included in the daily COVID-19 update.

**\*For public health surveillance, COVID-19-associated deaths include persons who tested positive for COVID-19 around the time of death and persons who were not tested for COVID-19 whose death certificate lists COVID-19 disease as a cause of death or a significant condition contributing to death.**

Overall Summary	Total	Change Since Yesterday
COVID-19 Cases	27700	+933
COVID-19-Associated Deaths	2257	+89
Patients Currently Hospitalized with COVID-19	1650	-41
COVID-19 Tests Reported	97133	+2315

### COVID-19 Cases and Associated Deaths by County of Residence

*As of 04/30/20 11:30am. Includes patients tested at the State Public Health Laboratory, hospital, and commercial laboratories.*

County	COVID-19 Cases	COVID-19-Associated Deaths
Fairfield County	11294	810
Hartford County	5601	698
Litchfield County	963	80
Middlesex County	657	79
New Haven County	7536	512
New London County	564	36
Tolland County	437	36
Windham County	186	2
Pending address validation	462	4
<b>Total</b>	<b>27700</b>	<b>2257</b>

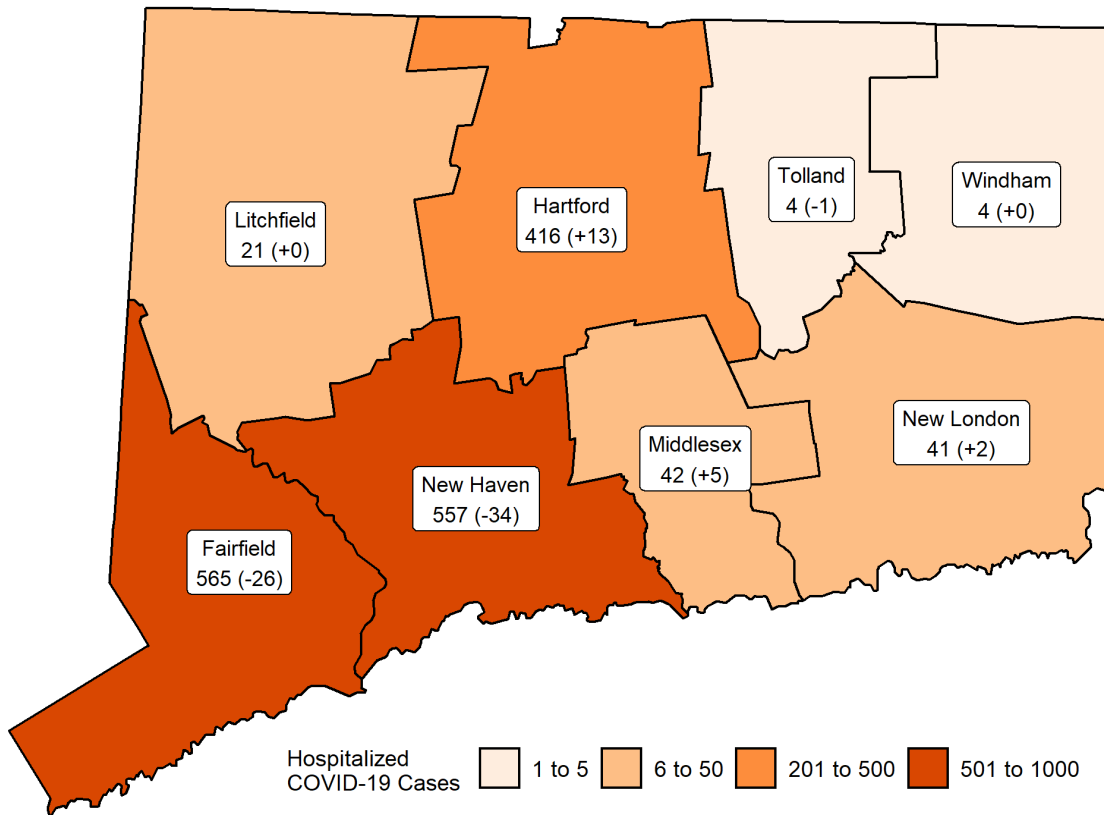
[National COVID-19 statistics](#) and information about [preventing spread of COVID-19](#) are available from the Centers for Disease Control and Prevention.

## Hospitalization Surveillance

The map below shows the number of patients currently hospitalized with COVID-19 by county based on data collected by the Connecticut Hospital Association. The distribution is by location of hospital, not patient residence. The labels indicate the number of patients currently hospitalized with the change since yesterday in parentheses.

### Patients Currently Hospitalized by Connecticut County

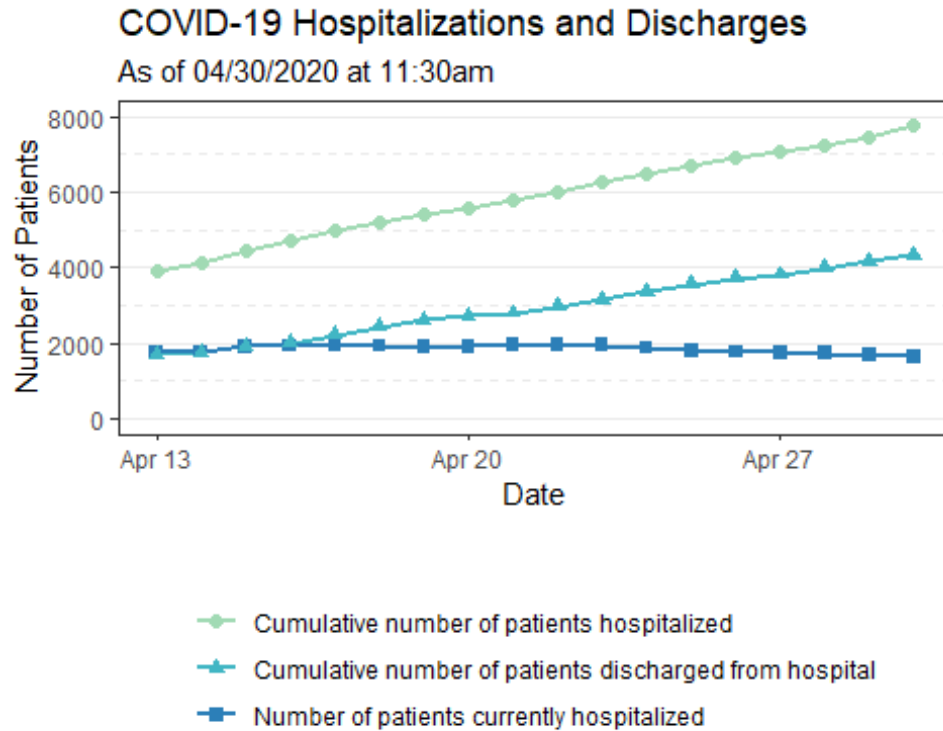
*Distribution by location of hospital not patient residence. Data from the Connecticut Hospital Association.*



More information about hospitalized cases of COVID-19 in New Haven and Middlesex Counties is available from [COVID-NET](#).

## Cumulative and current hospitalizations and cumulative hospital discharges for COVID-19

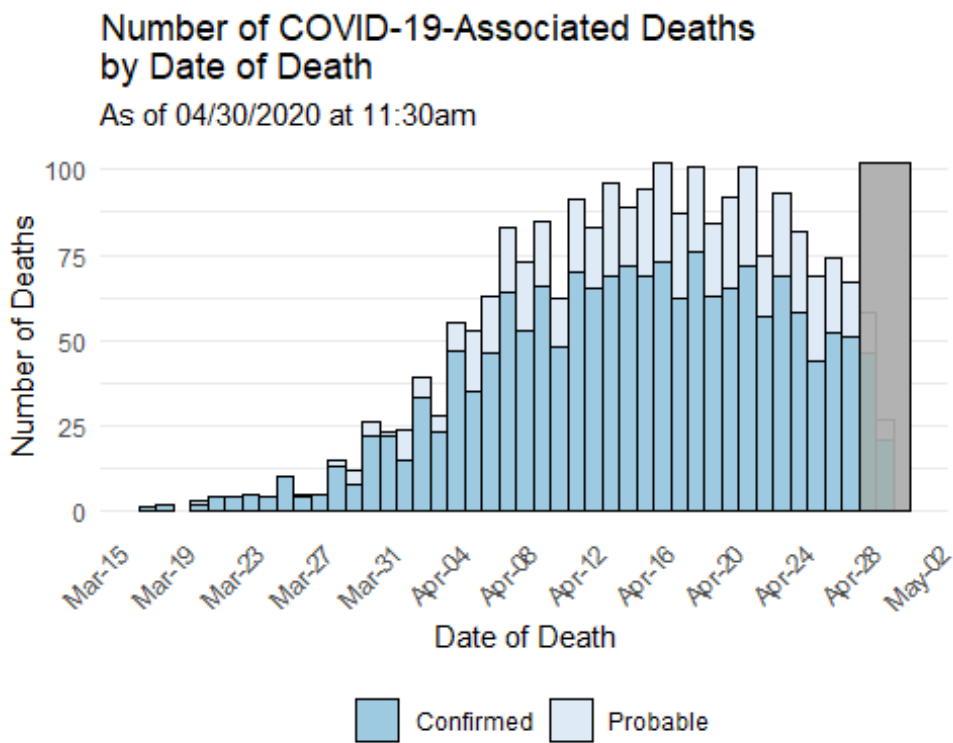
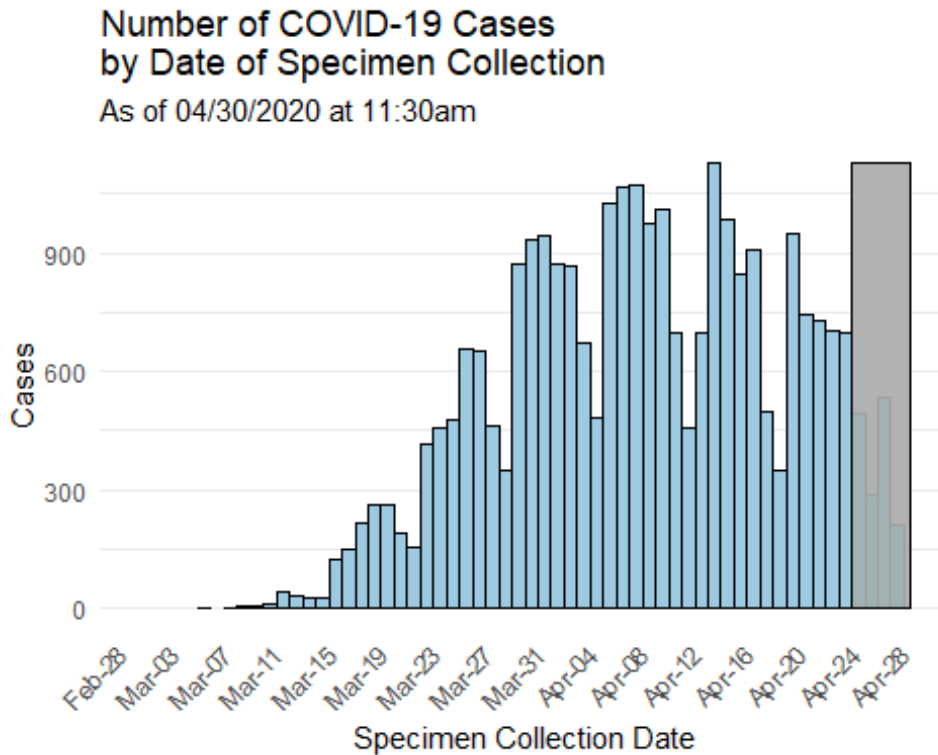
The chart below shows information on cumulative and current hospitalizations and cumulative hospital discharges for COVID-19. Data were collected by the Connecticut Hospital Association. To date, **7758** patients have been hospitalized for COVID-19 in Connecticut and **1650** patients are currently hospitalized with COVID-19. In total, **4346** patients hospitalized with COVID-19 have been discharged.



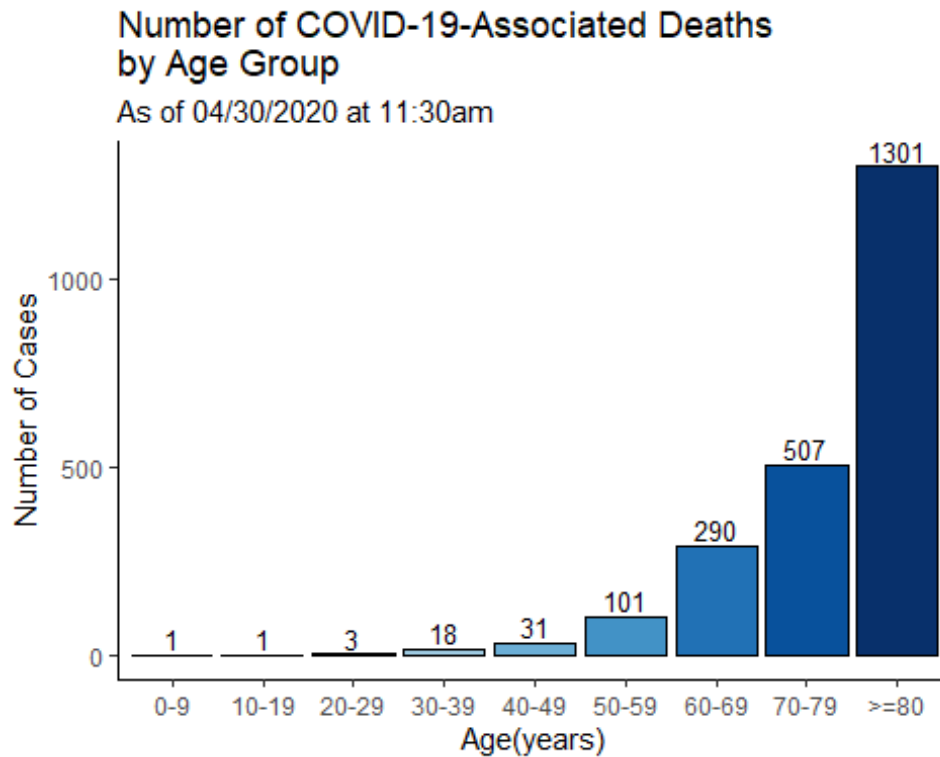
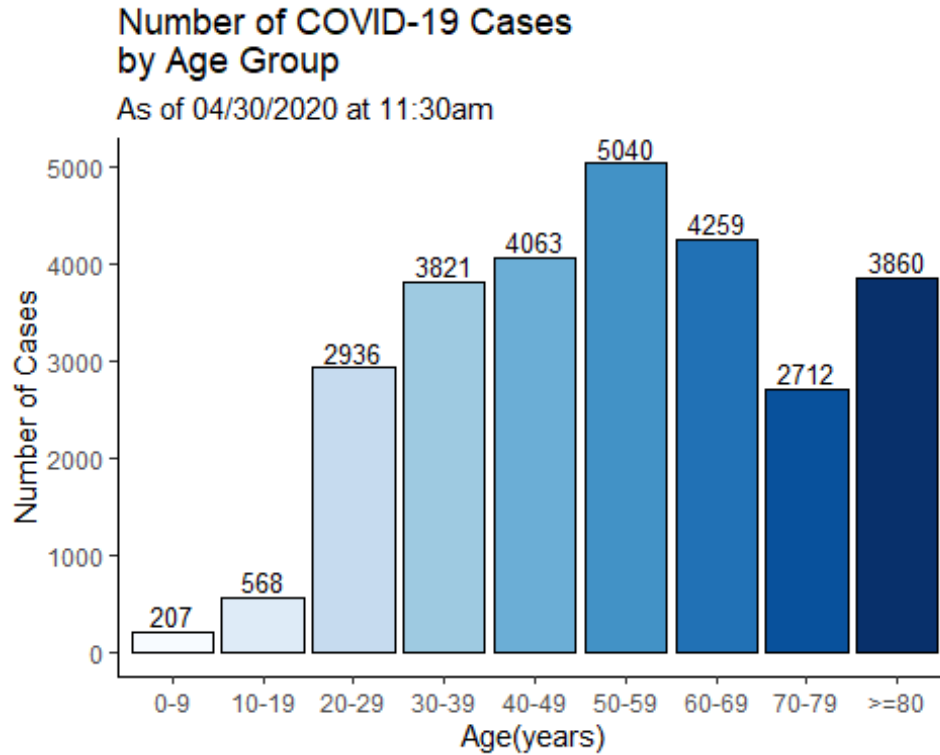
*Tests of specimens collected in recent days are in process. The data displayed do not indicate a decrease in testing.*

## Characteristics of COVID-19 Cases and Associated Deaths

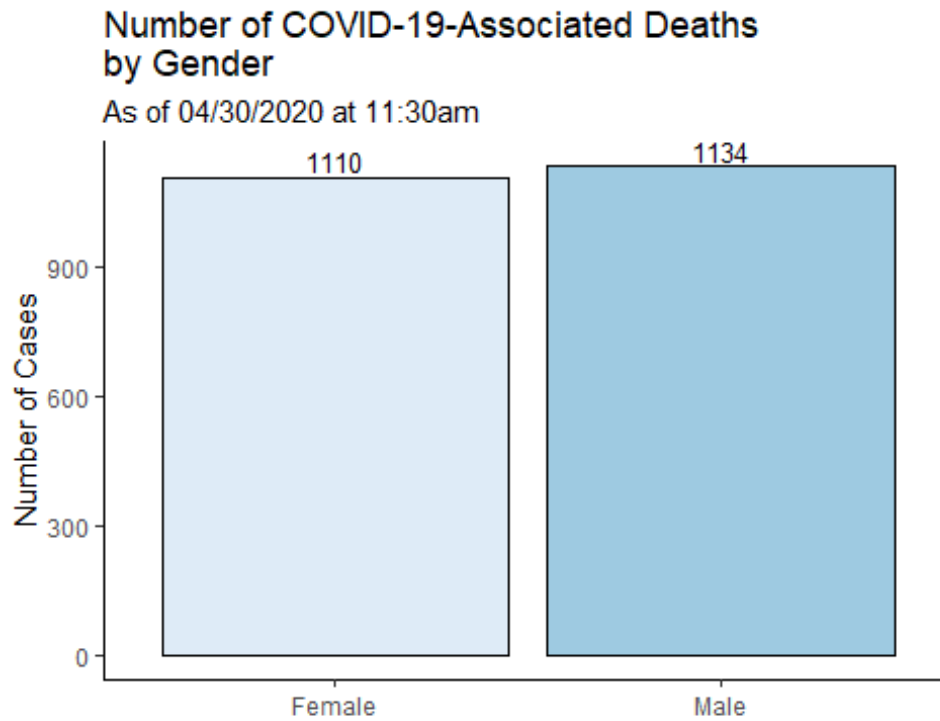
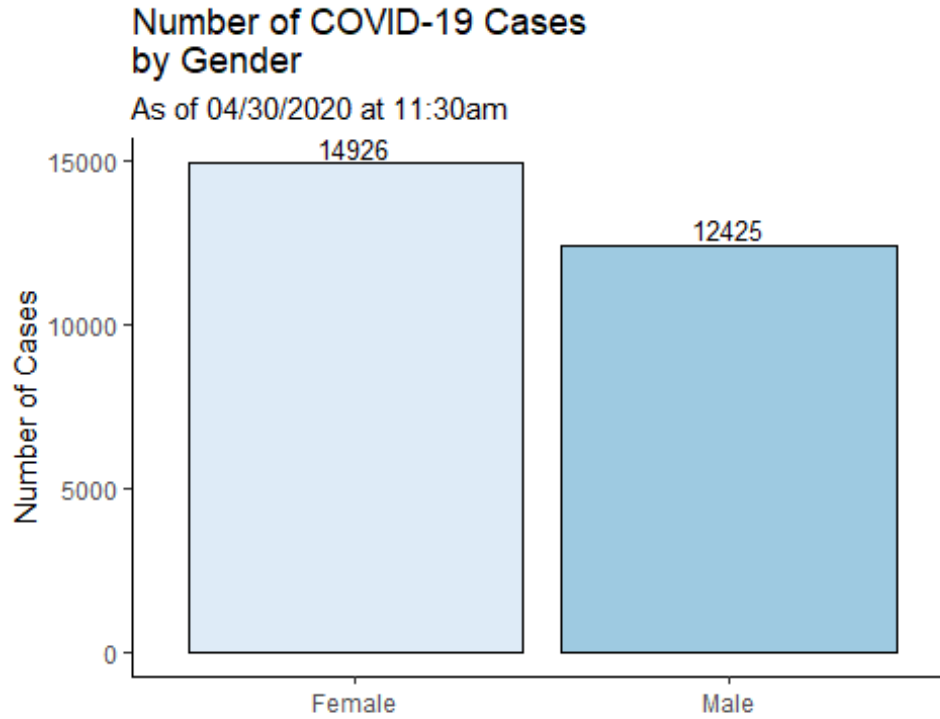
Test results may be reported several days after the result. Data are incomplete for most recent dates shaded in grey. Data from previous dates are routinely updated.



Counts may not add up to total case count because demographic data may be missing.

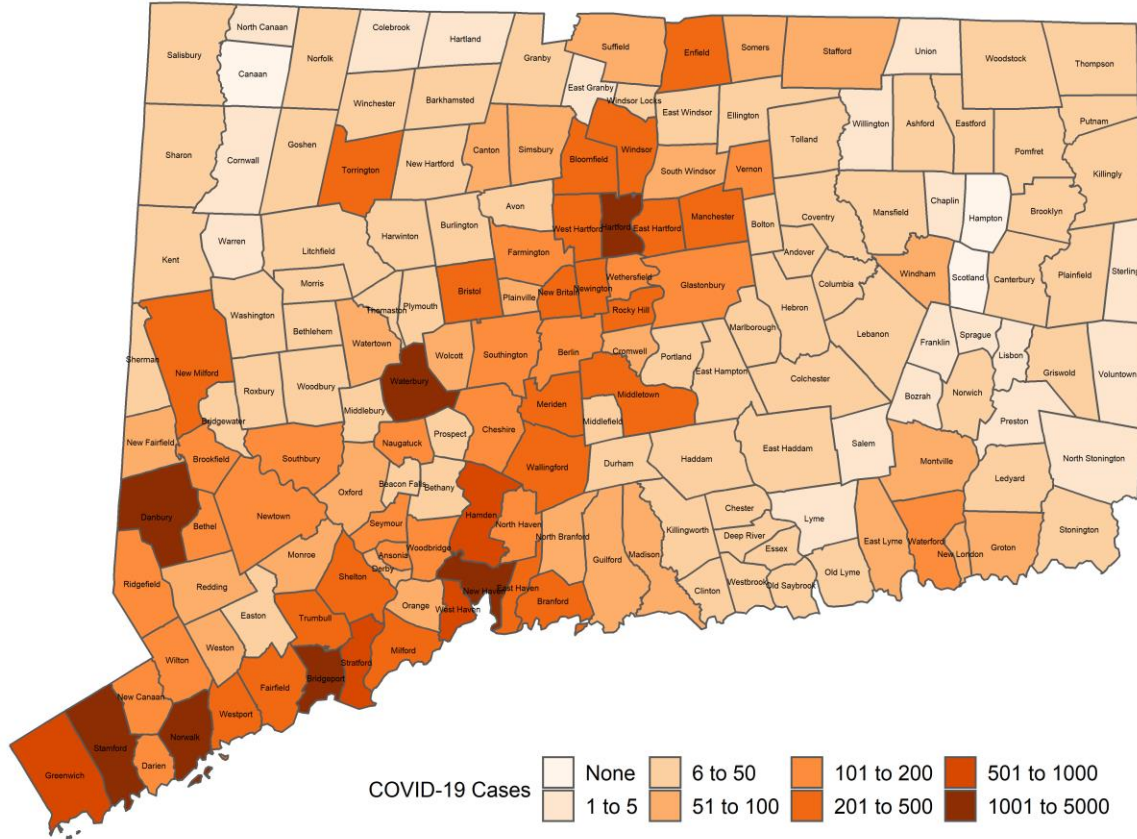


Counts may not add up to total case count because demographic data may be missing.



## Connecticut Towns with Confirmed Cases of COVID-19

Map does not include 462 cases pending address validation



All data are preliminary and subject to change. Last updated 4/30/2020.

## APPENDIX A. Towns with Confirmed Cases of COVID-19

Table does not include 462 cases pending address validation

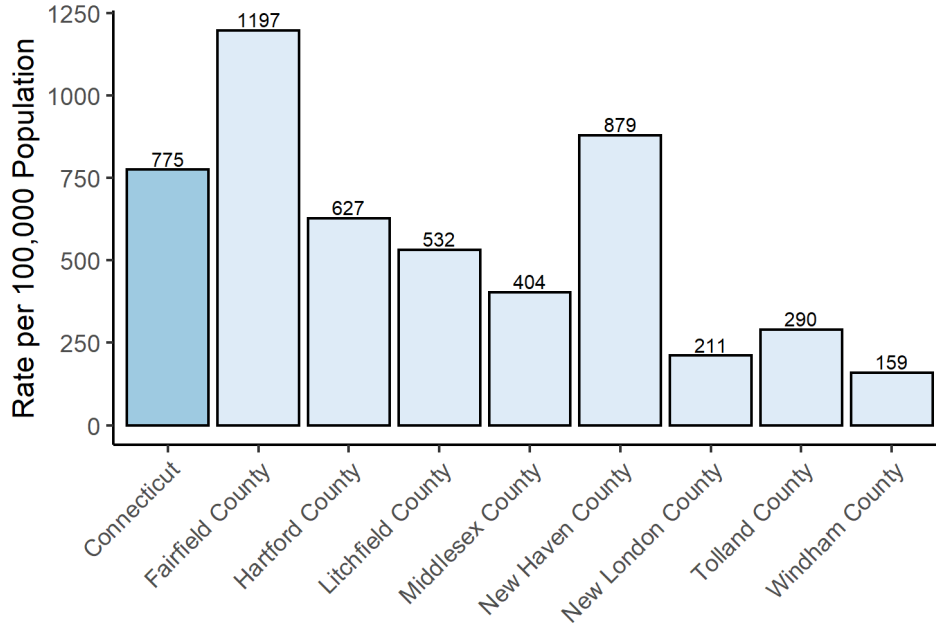
Town	Cases	Town	Cases	Town	Cases
Andover	6	Griswold	17	Prospect	36
Ansonia	167	Groton	66	Putnam	15
Ashford	9	Guilford	77	Redding	60
Avon	47	Haddam	20	Ridgefield	179
Barkhamsted	16	Hamden	600	Rocky Hill	225
Beacon Falls	36	Hampton	0	Roxbury	6
Berlin	105	Hartford	1025	Salem	3
Bethany	21	Hartland	5	Salisbury	7
Bethel	188	Harwinton	26	Scotland	0
Bethlehem	10	Hebron	15	Seymour	149
Bloomfield	265	Kent	7	Sharon	13
Bolton	10	Killingly	20	Shelton	422
Bozrah	4	Killingworth	13	Sherman	12
Branford	255	Lebanon	16	Simsbury	69
Bridgeport	1961	Ledyard	11	Somers	66
Bridgewater	6	Lisbon	5	South Windsor	83
Bristol	360	Litchfield	26	Southbury	134
Brookfield	130	Lyme	1	Southington	173
Brooklyn	13	Madison	87	Sprague	2
Burlington	18	Manchester	334	Stafford	83
Canaan	0	Mansfield	20	Stamford	2390
Canterbury	8	Marlborough	40	Sterling	2
Canton	58	Meriden	358	Stonington	26
Chaplin	1	Middlebury	34	Stratford	547
Cheshire	125	Middlefield	10	Suffield	89
Chester	37	Middletown	320	Thomaston	38
Clinton	29	Milford	481	Thompson	16
Colchester	20	Monroe	76	Tolland	36
Colebrook	2	Montville	65	Torrington	320
Columbia	12	Morris	11	Trumbull	372
Cornwall	3	Naugatuck	176	Union	1
Coventry	25	New Britain	452	Vernon	124
Cromwell	61	New Canaan	140	Voluntown	5
Danbury	1372	New Fairfield	98	Wallingford	249
Darien	183	New Hartford	20	Warren	4
Deep River	8	New Haven	1581	Washington	18
Derby	100	New London	77	Waterbury	1298
Durham	19	New Milford	206	Waterford	114
East Granby	4	Newington	208	Watertown	87
East Haddam	9	Newtown	111	West Hartford	311
East Hampton	31	Norfolk	7	West Haven	726
East Hartford	458	North Branford	56	Westbrook	15
East Haven	295	North Canaan	4	Weston	59
East Lyme	69	North Haven	180	Westport	238
East Windsor	46	North Stonington	3	Wethersfield	145
Eastford	7	Norwalk	1517	Willington	5
Easton	26	Norwich	41	Wilton	156
Ellington	34	Old Lyme	13	Winchester	44
Enfield	287	Old Saybrook	20	Windham	53
Essex	15	Orange	86	Windsor	316
Fairfield	389	Oxford	58	Windsor Locks	42
Farmington	155	Plainfield	21	Wolcott	70
Franklin	2	Plainville	98	Woodbridge	101
Glastonbury	170	Plymouth	44	Woodbury	31
Goshen	7	Pomfret	10	Woodstock	11
Granby	13	Portland	50		
Greenwich	668	Preston	4		



**APPENDIX B.** The following graphs show the rate of cases per 100,000 Connecticut residents statewide and by county, age group, and gender. Population estimate from: [DPH Population Statistics](#)

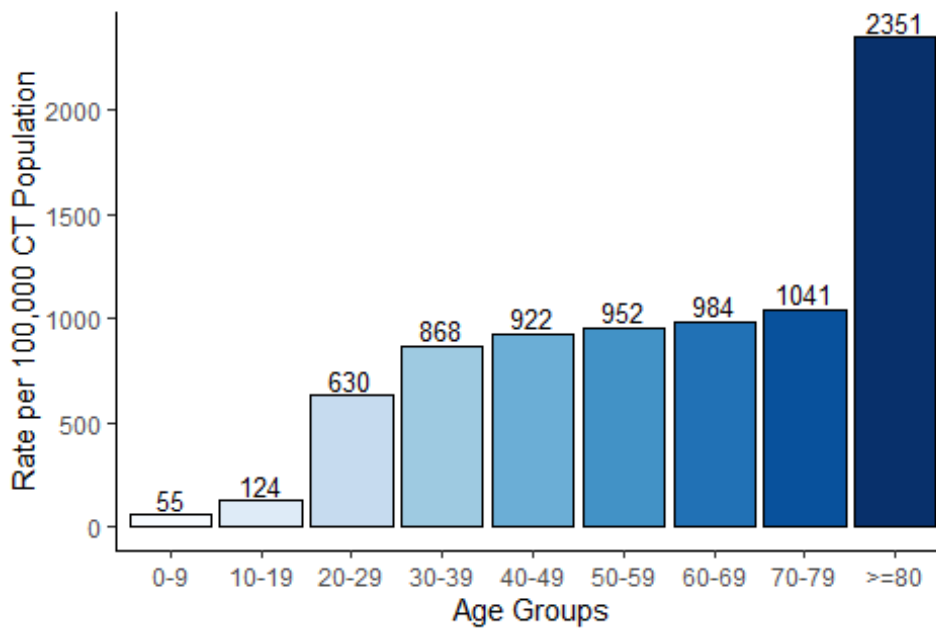
### Rate of COVID-19 Cases Statewide and by County

As of 04/30/2020 at 11:30am



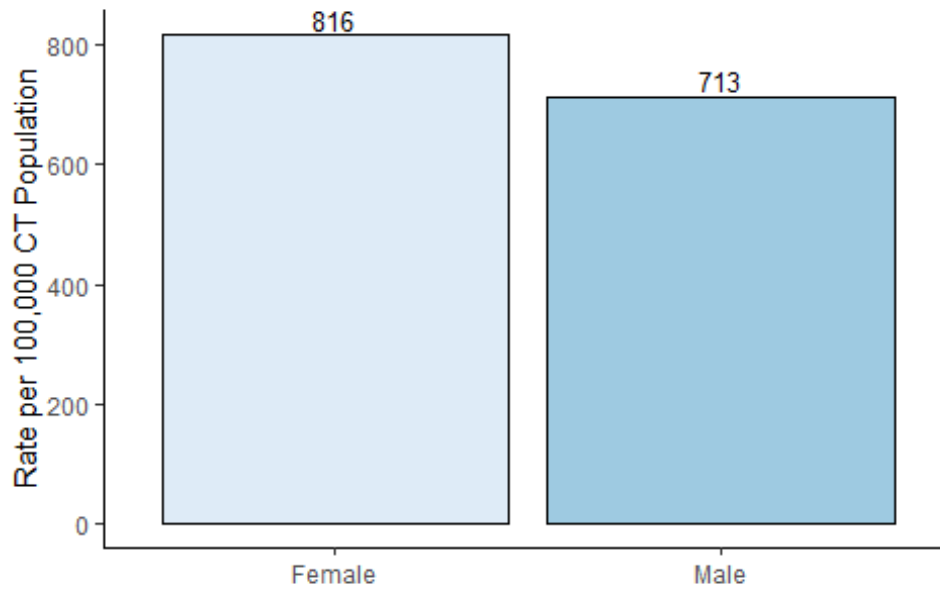
### Rate of COVID-19 Cases by Age Group

As of 04/30/2020 at 11:30am

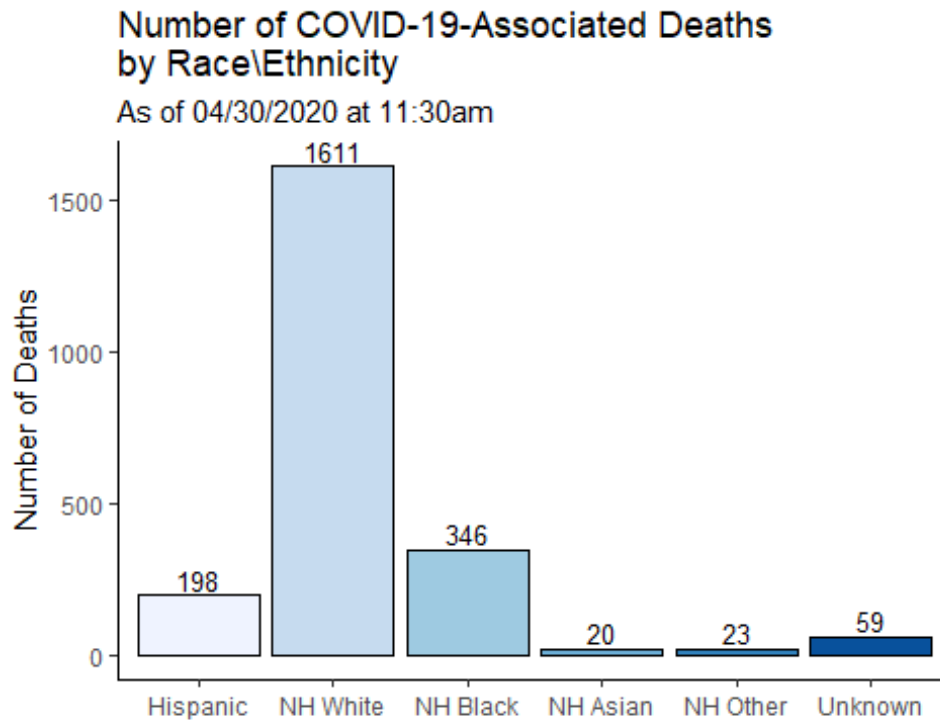
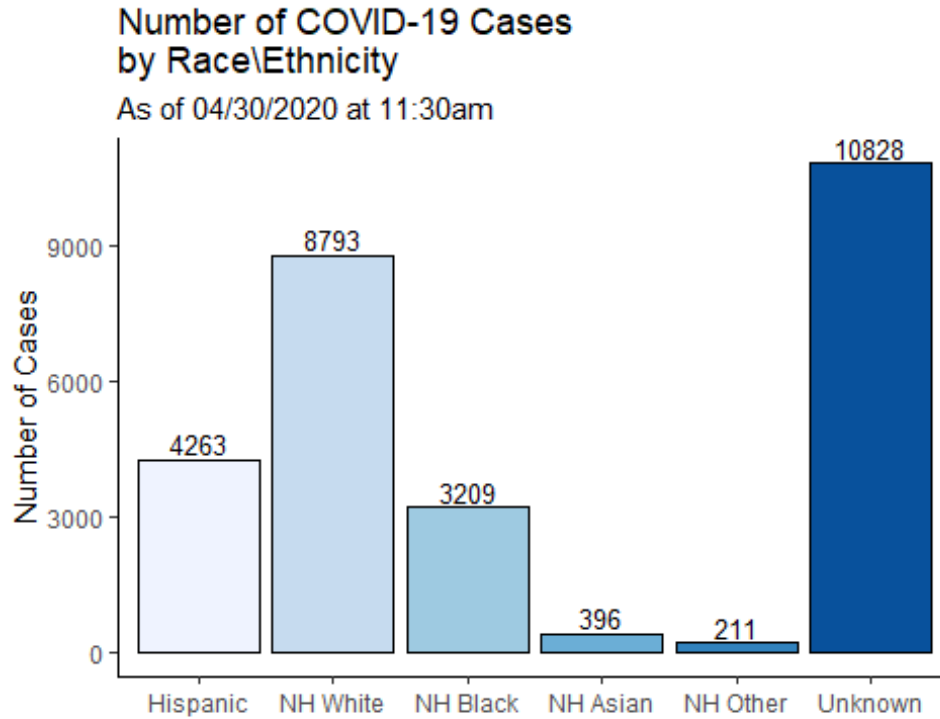


## Rate of COVID-19 Cases by Gender

As of 04/30/2020 at 11:30am



**APPENDIX C.** The following graphs show the number of cases and deaths by race and ethnicity. Categories are mutually exclusive. Cases answering 'yes' to more than one race category are counted as 'other'. Counts may not add up to total case counts as data on race and ethnicity may be missing. NH=Non-Hispanic



The following graphs show the rate of cases and deaths per 100,000 population by race and ethnicity. Population estimate from: [DPH Population Statistics](#). Categories are mutually exclusive. Cases answering 'yes' to more than one race category are counted as 'other'. Counts may not add up to total case counts as data on race and ethnicity may be missing. NH=Non-Hispanic

