

COVID-19 Update October 23, 2020

As of **October 22, 2020, at 8:30 PM**, the total of laboratory-confirmed and probable COVID-19 cases reported among Connecticut residents is **66052**, including **63376** laboratory-confirmed and **2676** probable cases. **Two hundred thirty-three** patients are currently hospitalized with laboratory-confirmed COVID-19. There have been **4577** COVID-19-associated deaths.

In Connecticut during the early months of this pandemic, it became increasingly clear that it would be necessary to track probable COVID-19 cases and deaths, in addition to laboratory-confirmed (RT-PCR) cases and deaths. This was needed to better measure the burden and impact of this disease in our communities and is now part of the [national surveillance case definition for COVID-19](#). Prior to June 1, probable and confirmed cases were reported together.

Overall Summary	Total**	Change Since Yesterday
COVID-19 Cases	66052	+679
COVID-19-Associated Deaths	4577	+8
Patients Currently Hospitalized with COVID-19	233	+1
COVID-19 PCR Tests Reported	2113068	+23435

**Includes confirmed plus probable cases

COVID-19 Cases and Associated Deaths by County of Residence

As of 10/22/20 8:30pm.

County	COVID-19 Cases		COVID-19-Associated Deaths	
	Confirmed	Probable	Confirmed	Probable
Fairfield County	21408	914	1116	314
Hartford County	16311	751	1142	322
Litchfield County	2022	94	122	21
Middlesex County	1790	83	157	39
New Haven County	15477	596	965	158
New London County	3364	92	103	33
Tolland County	1567	122	53	15
Windham County	1307	17	16	1
Pending address validation	130	7	0	0
Total	63376	2676	3674	903

[National COVID-19 statistics](#) and information about [preventing spread of COVID-19](#) are available from the Centers for Disease Control and Prevention.

Day-to-day changes reflect newly reported cases, deaths, and tests that occurred over the last several days to week. All data in this report are preliminary; data for previous dates will be updated as new reports are received and data errors are corrected. Hospitalization data were collected by the

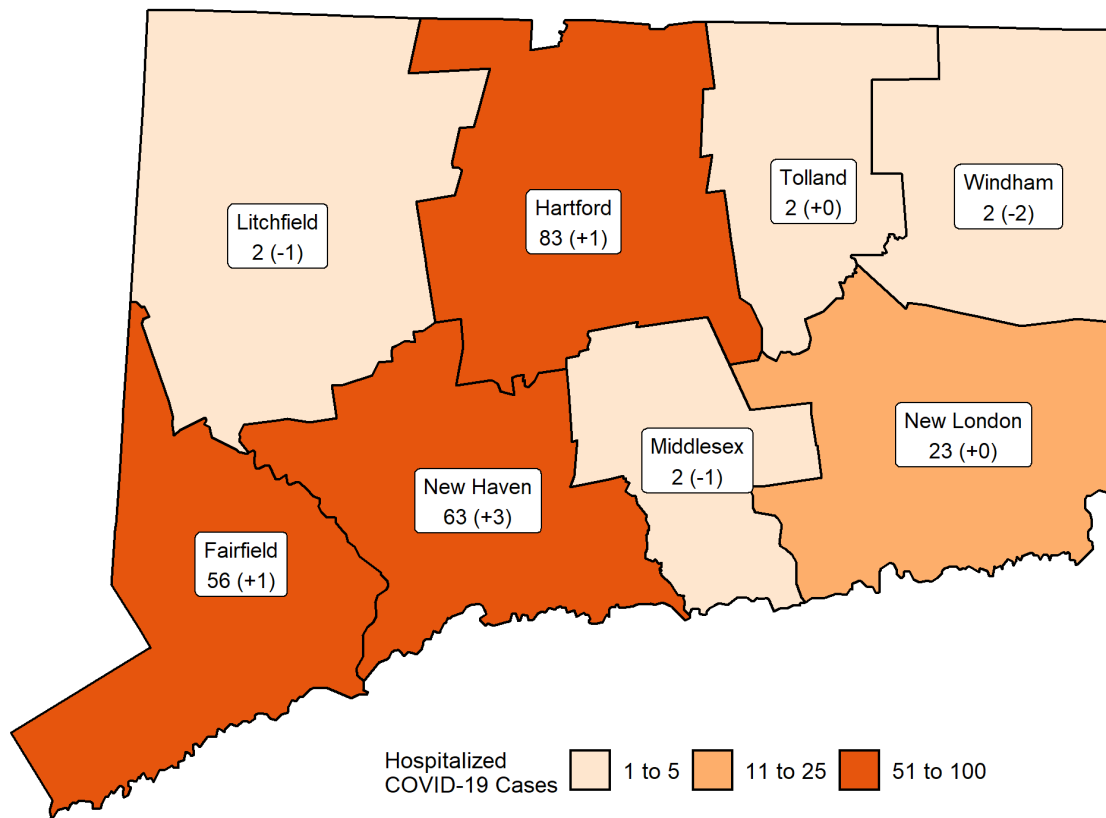
Connecticut Hospital Association. Deaths reported to either OCME or DPH are included in the daily COVID-19 update.

Hospitalization Surveillance

The map below shows the number of patients currently hospitalized with laboratory-confirmed COVID-19 by county based on data collected by the Connecticut Hospital Association. The distribution is by location of hospital, not patient residence. The labels indicate the number of patients currently hospitalized with the change since yesterday in parentheses.

Patients Currently Hospitalized by Connecticut County

Distribution by location of hospital not patient residence. Data from the Connecticut Hospital Association.

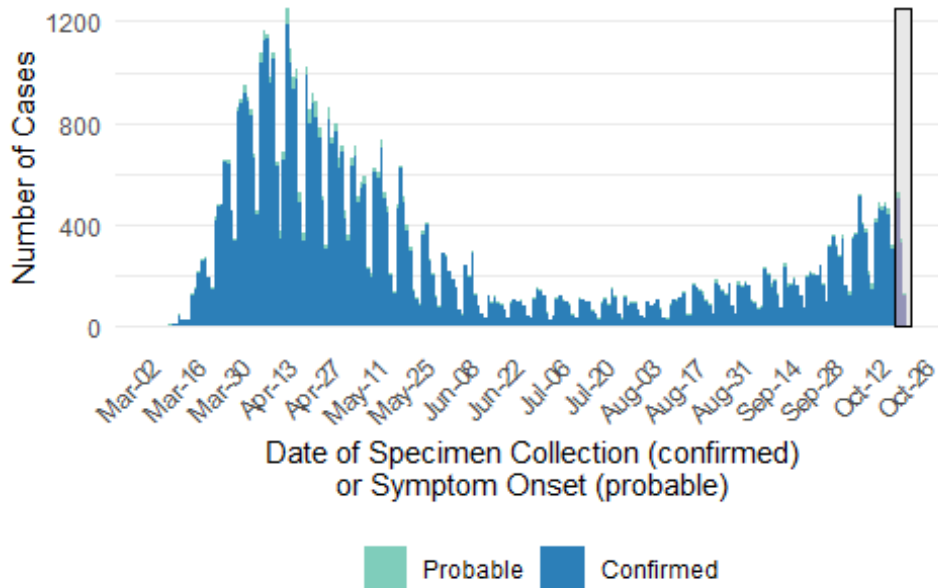


More information about hospitalized cases of COVID-19 in New Haven and Middlesex Counties is available from [COVID-NET](#).

Characteristics of COVID-19 Cases and Associated Deaths

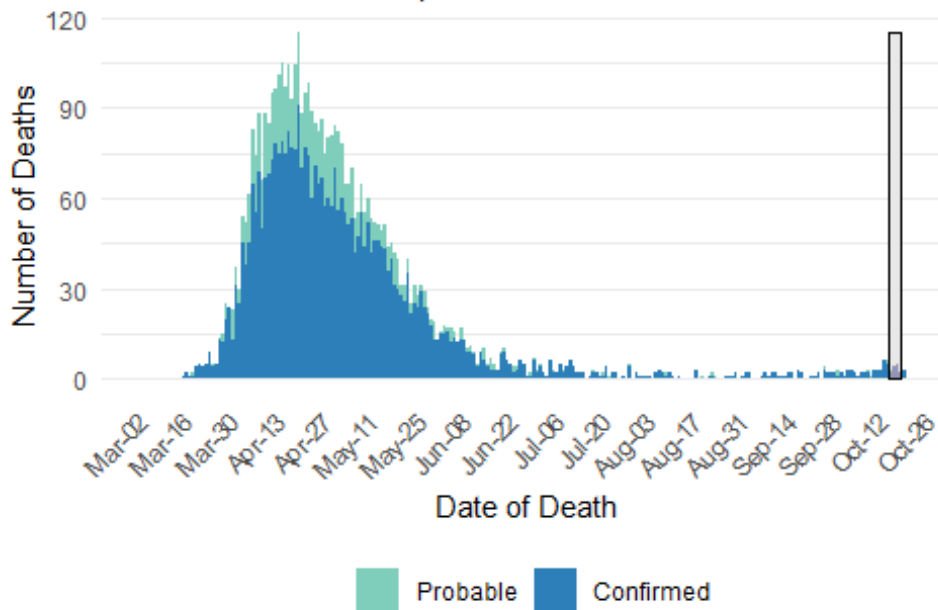
Number of Confirmed and Probable COVID-19 Cases by Date

As of 10/22/2020 at 8:30pm



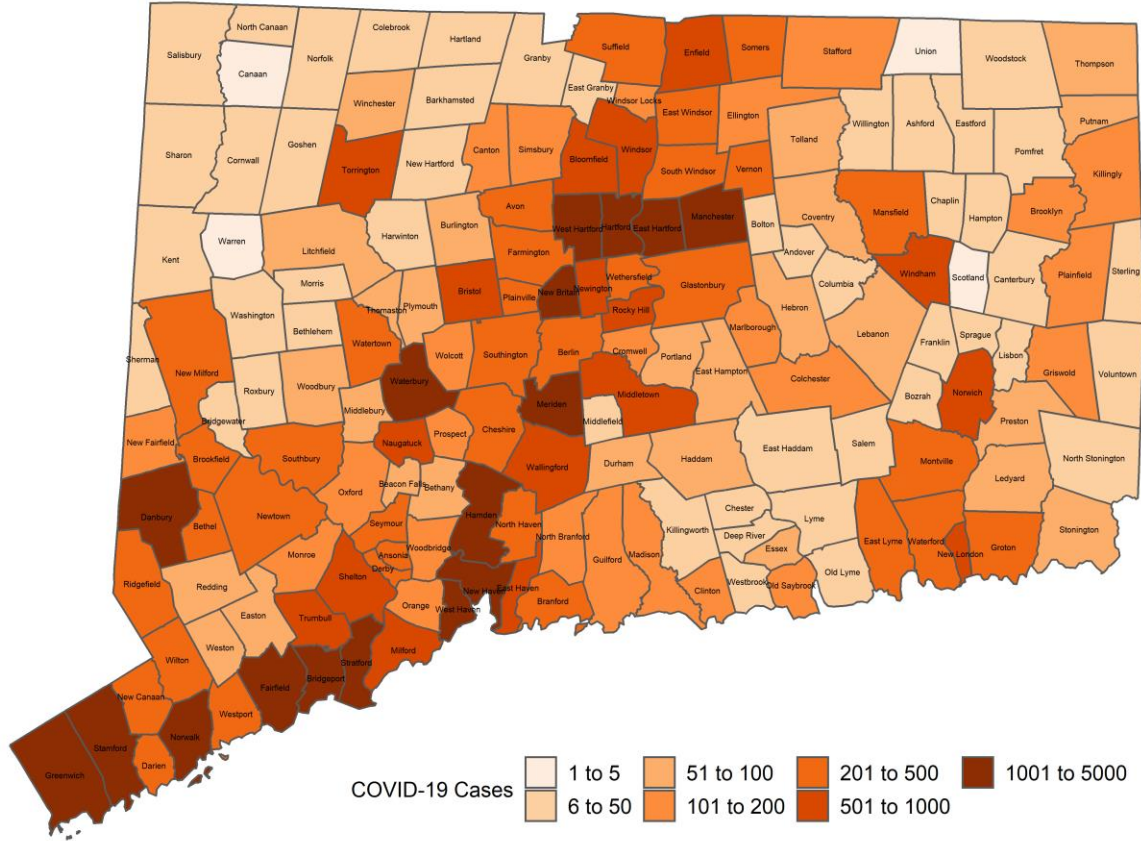
Number of COVID-19-Associated Deaths by Date of Death

As of 10/22/2020 at 8:30pm



Cumulative Number of COVID-19 Cases by Town

Map does not include 137 cases pending address validation



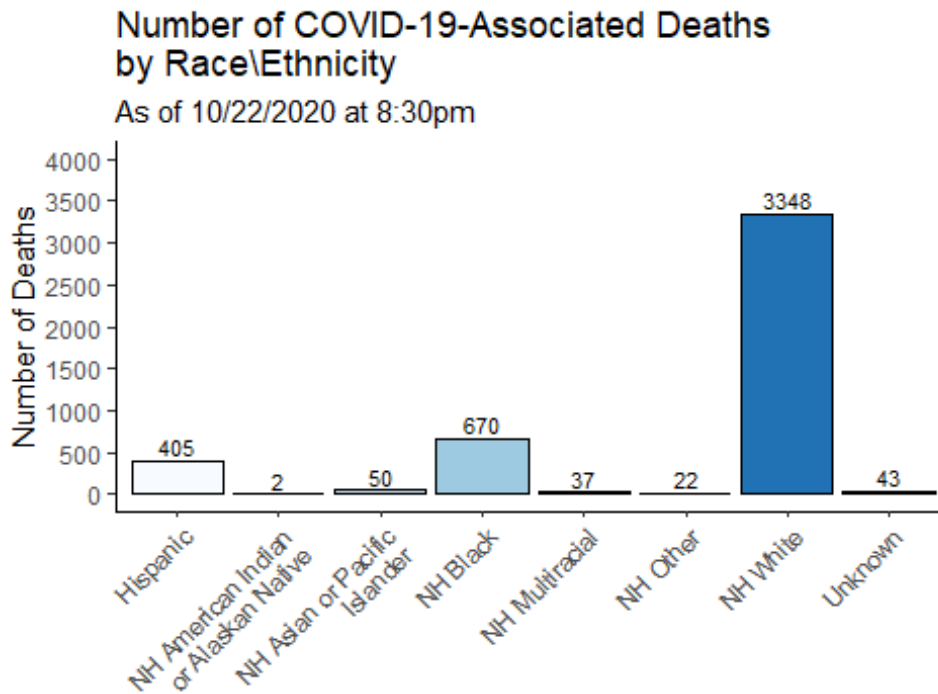
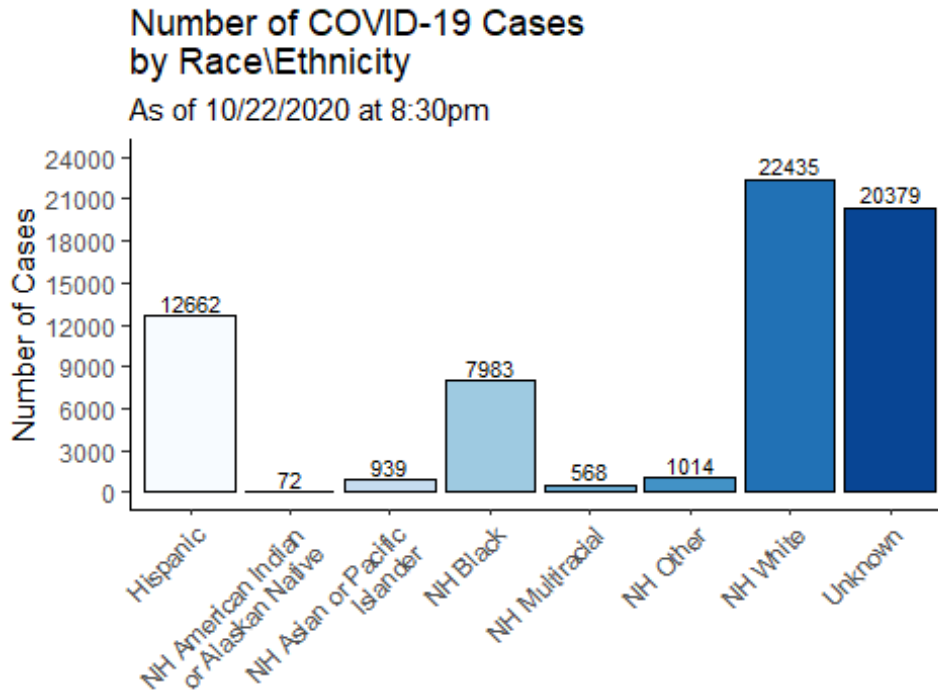
All data are preliminary and subject to change.

APPENDIX A. Cumulative Number of COVID-19 Cases by Town

Table does not include 137 cases pending address validation

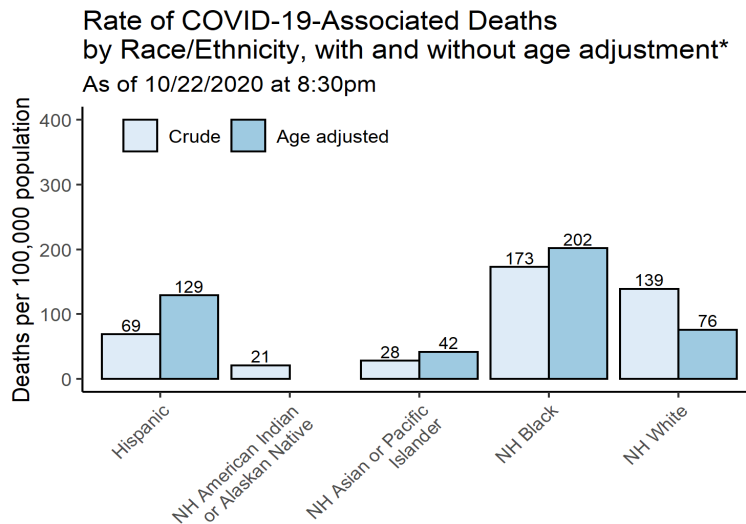
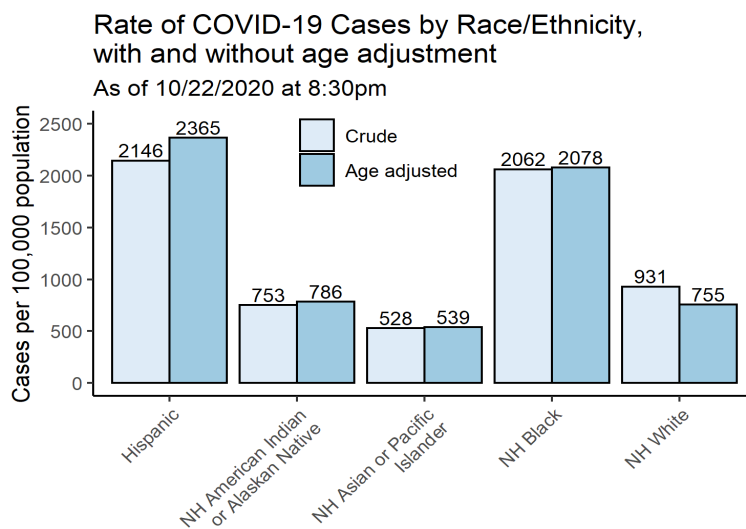
Town	Confirmed Cases	Probable Cases	Town	Confirmed Cases	Probable Cases	Town	Confirmed Cases	Probable Cases
Andover	16	0	Griswold	115	2	Prospect	109	2
Ansonia	352	11	Groton	355	16	Putnam	52	2
Ashford	30	1	Guilford	145	11	Redding	85	8
Avon	259	10	Haddam	61	4	Ridgefield	286	18
Barkhamsted	33	2	Hamden	1189	49	Rocky Hill	489	20
Beacon Falls	73	4	Hampton	11	0	Roxbury	17	3
Berlin	240	13	Hartford	3775	140	Salem	36	0
Bethany	64	1	Hartland	7	0	Salisbury	28	1
Bethel	338	28	Harwinton	42	3	Scotland	1	0
Bethlehem	18	1	Hebron	52	2	Seymour	274	18
Bloomfield	644	32	Kent	18	3	Sharon	17	0
Bolton	37	2	Killingly	96	6	Shelton	749	48
Bozrah	22	0	Killingworth	27	0	Sherman	18	7
Branford	399	18	Lebanon	53	0	Simsbury	171	17
Bridgeport	4464	146	Ledyard	96	1	Somers	322	23
Bridgewater	14	2	Lisbon	30	1	South Windsor	227	18
Bristol	855	21	Litchfield	70	2	Southbury	232	5
Brookfield	228	17	Lyme	10	1	Southington	452	18
Brooklyn	186	2	Madison	177	10	Sprague	22	1
Burlington	63	4	Manchester	961	62	Stafford	126	10
Canaan	1	0	Mansfield	321	43	Stamford	3923	85
Canterbury	45	1	Marlborough	106	5	Sterling	14	1
Canton	108	10	Meriden	1183	44	Stonington	68	6
Chaplin	14	0	Middlebury	71	6	Stratford	990	49
Cheshire	327	8	Middlefield	35	1	Suffield	208	18
Chester	46	1	Middletown	778	30	Thomaston	86	2
Clinton	103	5	Milford	778	28	Thompson	60	1
Colchester	155	7	Monroe	181	6	Tolland	76	10
Colebrook	6	0	Montville	390	8	Torrington	666	26
Columbia	31	0	Morris	16	0	Trumbull	616	57
Cornwall	8	0	Naugatuck	522	21	Union	4	1
Coventry	84	5	New Britain	1780	74	Vernon	349	17
Cromwell	178	16	New Canaan	229	4	Voluntown	25	0
Danbury	3131	163	New Fairfield	152	7	Wallingford	638	14
Darien	276	10	New Hartford	45	0	Warren	5	0
Deep River	27	2	New Haven	3200	89	Washington	30	1
Derby	218	1	New London	575	12	Waterbury	2765	118
Durham	68	7	New Milford	357	24	Waterford	272	9
East Granby	19	0	Newington	511	23	Watertown	229	10
East Haddam	40	0	Newtown	307	21	West Hartford	987	64
East Hampton	80	5	Norfolk	18	1	West Haven	1261	50
East Hartford	1277	61	North Branford	108	9	Westbrook	49	0
East Haven	476	33	North Canaan	40	1	Weston	95	4
East Lyme	234	16	North Haven	335	12	Westport	399	17
East Windsor	230	14	North Stonington	25	1	Wethersfield	344	9
Eastford	14	0	Norwalk	2608	64	Willington	28	2
Easton	51	3	Norwich	767	9	Wilton	256	29
Ellington	121	7	Old Lyme	37	0	Winchester	76	3
Enfield	796	16	Old Saybrook	144	4	Windham	583	2
Essex	66	1	Orange	167	7	Windsor	673	47
Fairfield	1015	74	Oxford	97	5	Windsor Locks	163	6
Farmington	315	12	Plainfield	127	1	Wolcott	169	10
Franklin	22	0	Plainville	231	4	Woodbridge	148	12
Glastonbury	374	31	Plymouth	93	5	Woodbury	72	3
Goshen	17	1	Pomfret	28	0	Woodstock	46	0
Granby	46	2	Portland	88	7			
Greenwich	1011	49	Preston	55	2			

APPENDIX B. The following graphs show the number of cases and deaths by race and ethnicity. Categories are mutually exclusive. The category “multiracial” includes people who answered ‘yes’ to more than one race category. NH=Non-Hispanic



The following graphs show the number of COVID-19 cases and COVID-19-associated deaths per 100,000 population by race and ethnicity. Crude rates represent the total cases or deaths per 100,000 people. Age-adjusted rates consider the age of the person at diagnosis or death when estimating the rate and use a standardized population to provide a fair comparison between population groups with different age distributions. Age-adjustment is important in Connecticut as the median age of among the non-Hispanic white population is 47 years, whereas it is 34 years among non-Hispanic blacks, and 29 years among Hispanics. Because most non-Hispanic white residents who died were over 75 years of age, the age-adjusted rates are lower than the unadjusted rates. In contrast, Hispanic residents who died tend to be younger than 75 years of age which results in higher age-adjusted rates.

The 2018 Connecticut and 2000 US Standard Million populations were used for age adjustment; population estimates from: [DPH Population Statistics](#). Categories are mutually exclusive. Cases missing data on race/ethnicity are excluded from calculation of rates. NH=Non-Hispanic



*Age adjusted rates only calculated for groups with at least 30 deaths