

## COVID-19 Update October 21, 2020

As of **October 20, 2020, at 8:30 PM**, the total of laboratory-confirmed and probable COVID-19 cases reported among Connecticut residents is **64871**, including **62261** laboratory-confirmed and **2610** probable cases. **Two hundred thirteen** patients are currently hospitalized with laboratory-confirmed COVID-19. There have been **4567** COVID-19-associated deaths.

In Connecticut during the early months of this pandemic, it became increasingly clear that it would be necessary to track probable COVID-19 cases and deaths, in addition to laboratory-confirmed (RT-PCR) cases and deaths. This was needed to better measure the burden and impact of this disease in our communities and is now part of the [national surveillance case definition for COVID-19](#). Prior to June 1, probable and confirmed cases were reported together.

Overall Summary	Total**	Change Since Yesterday
COVID-19 Cases	64871	+416
COVID-19-Associated Deaths	4567	+8
Patients Currently Hospitalized with COVID-19	213	-4
COVID-19 PCR Tests Reported	2067516	+15846

\*\*Includes confirmed plus probable cases

### COVID-19 Cases and Associated Deaths by County of Residence

*As of 10/20/20 8:30pm.*

County	COVID-19 Cases		COVID-19-Associated Deaths	
	Confirmed	Probable	Confirmed	Probable
Fairfield County	21014	884	1115	314
Hartford County	16051	744	1137	322
Litchfield County	1971	93	122	21
Middlesex County	1758	80	157	39
New Haven County	15305	571	964	157
New London County	3238	91	102	32
Tolland County	1517	121	53	15
Windham County	1263	17	16	1
Pending address validation	144	9	0	0
<b>Total</b>	<b>62261</b>	<b>2610</b>	<b>3666</b>	<b>901</b>

[National COVID-19 statistics](#) and information about [preventing spread of COVID-19](#) are available from the Centers for Disease Control and Prevention.

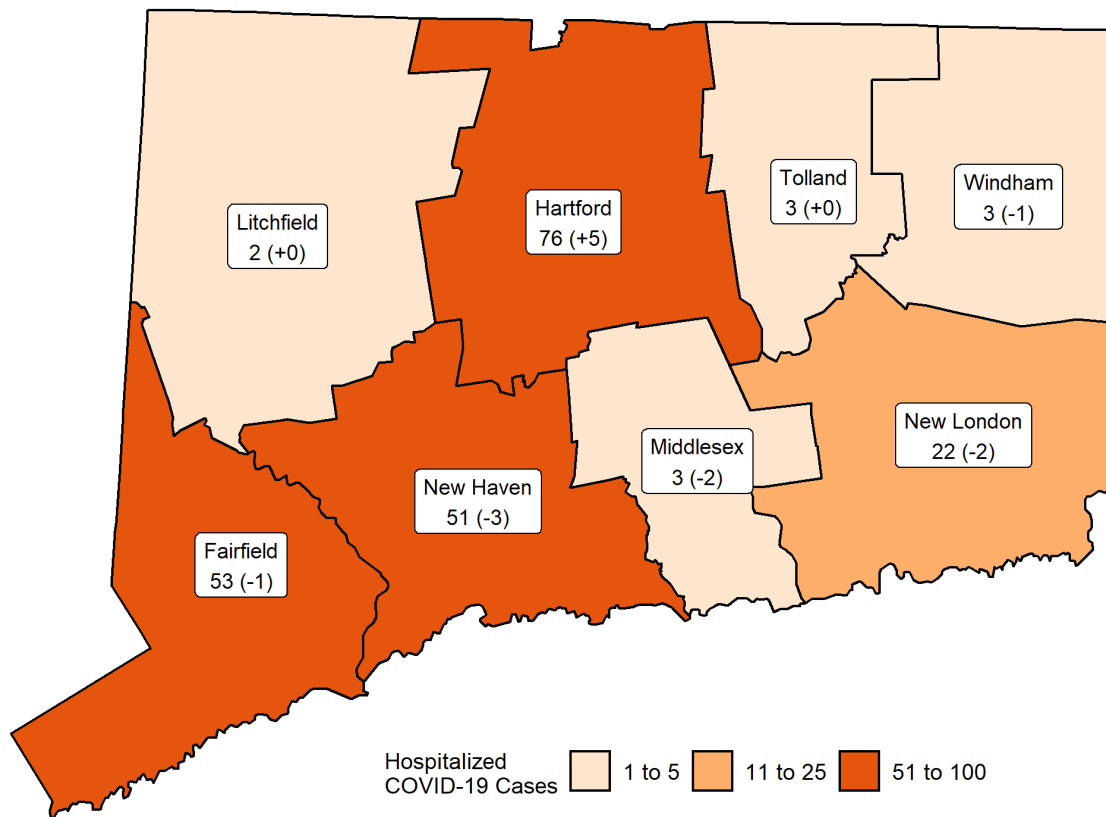
**Day-to-day changes reflect newly reported cases, deaths, and tests that occurred over the last several days to week.** All data in this report are preliminary; data for previous dates will be updated as new reports are received and data errors are corrected. Hospitalization data were collected by the Connecticut Hospital Association. Deaths reported to either OCME or DPH are included in the daily COVID-19 update.

## Hospitalization Surveillance

The map below shows the number of patients currently hospitalized with laboratory-confirmed COVID-19 by county based on data collected by the Connecticut Hospital Association. The distribution is by location of hospital, not patient residence. The labels indicate the number of patients currently hospitalized with the change since yesterday in parentheses.

### Patients Currently Hospitalized by Connecticut County

*Distribution by location of hospital not patient residence. Data from the Connecticut Hospital Association.*

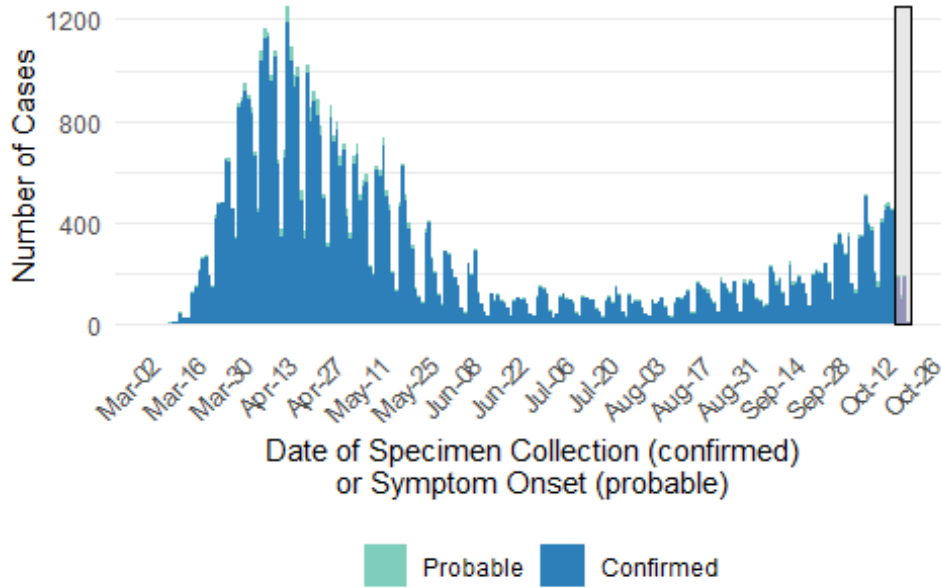


More information about hospitalized cases of COVID-19 in New Haven and Middlesex Counties is available from [COVID-NET](#).

## Characteristics of COVID-19 Cases and Associated Deaths

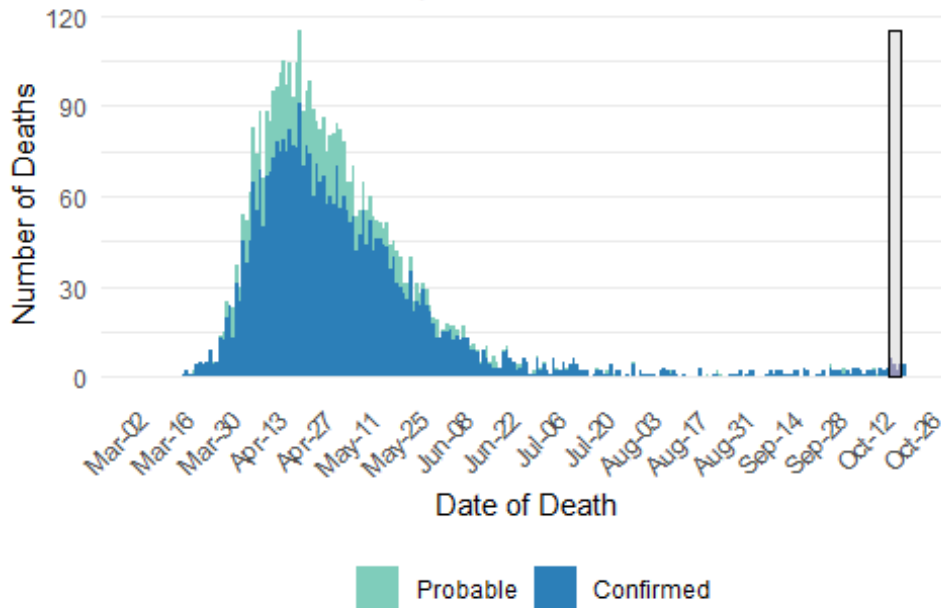
### Number of Confirmed and Probable COVID-19 Cases by Date

As of 10/20/2020 at 8:30pm



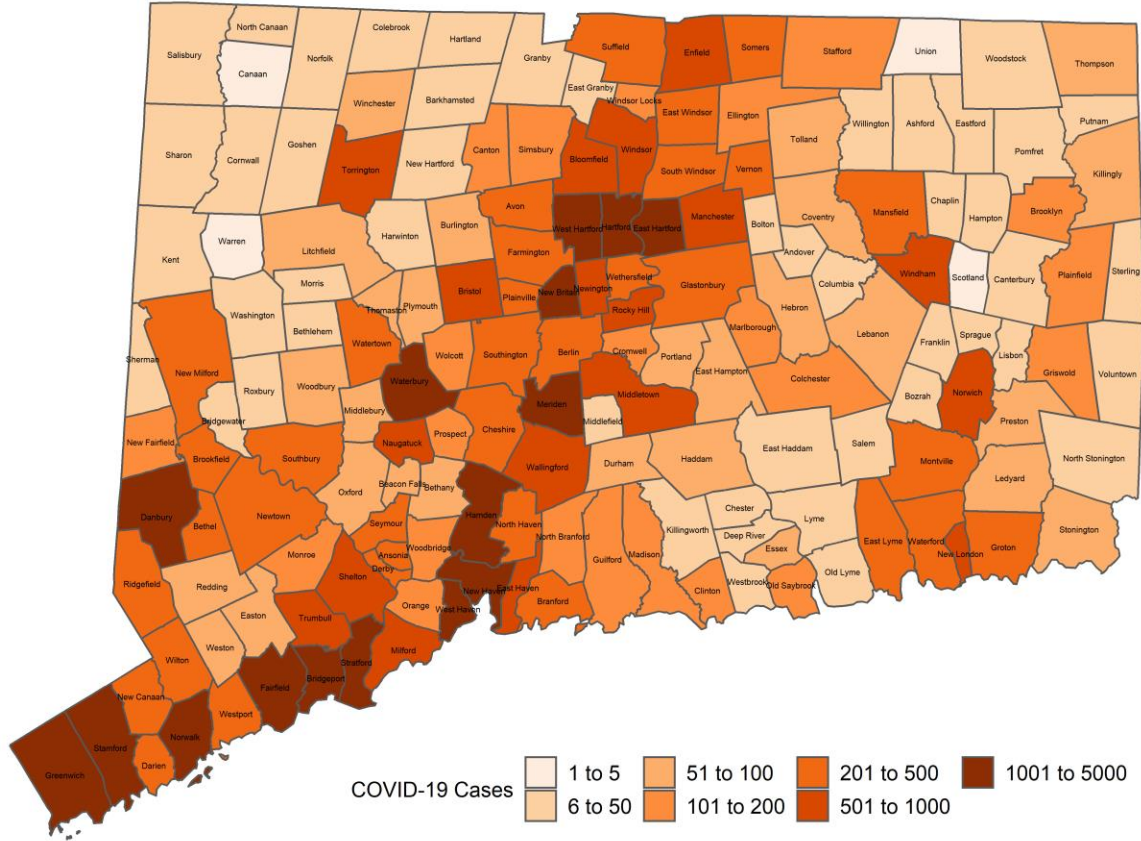
### Number of COVID-19-Associated Deaths by Date of Death

As of 10/20/2020 at 8:30pm



# Cumulative Number of COVID-19 Cases by Town

Map does not include 153 cases pending address validation

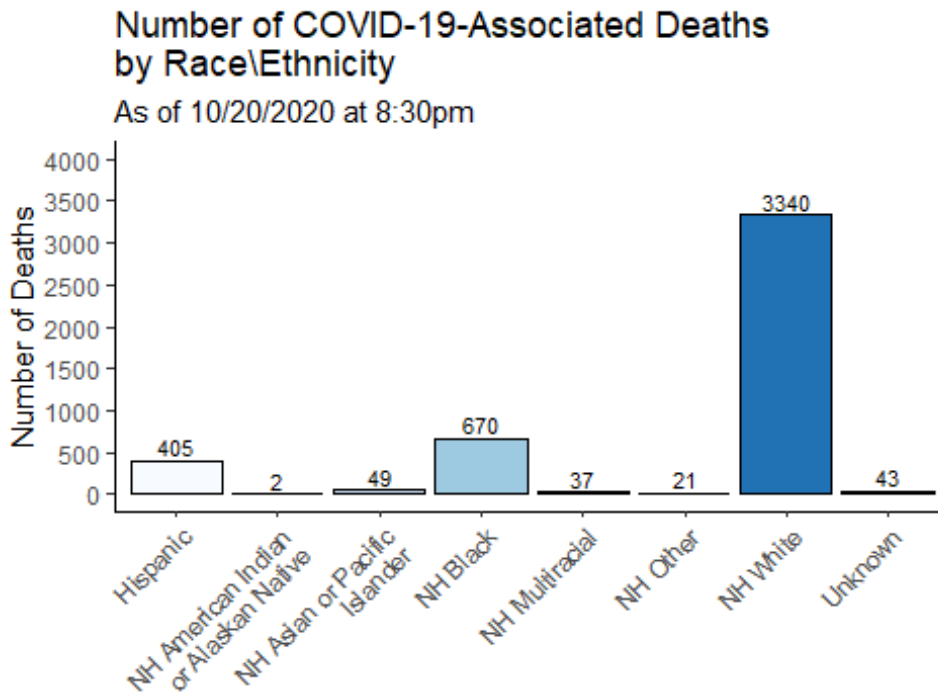
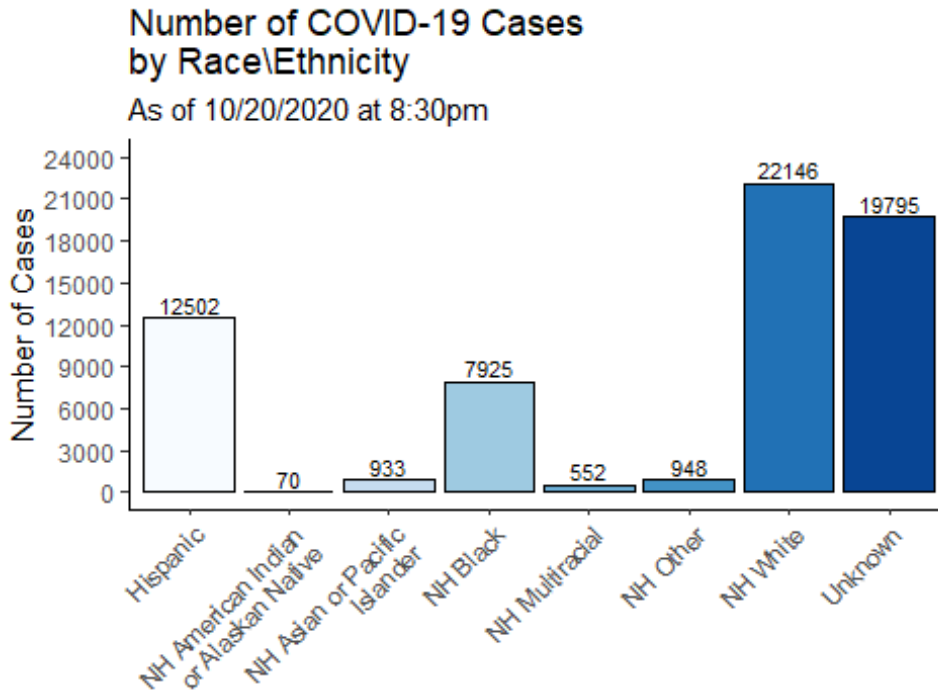


## APPENDIX A. Cumulative Number of COVID-19 Cases by Town

Table does not include 153 cases pending address validation

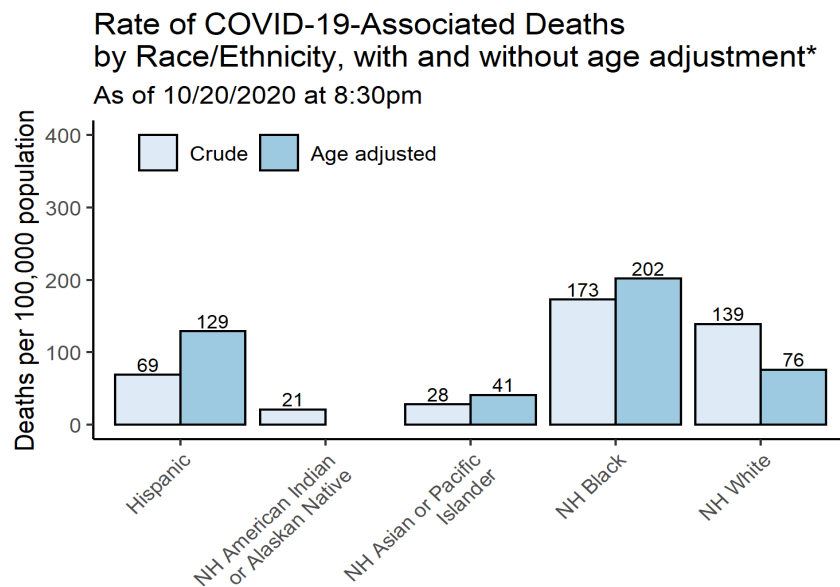
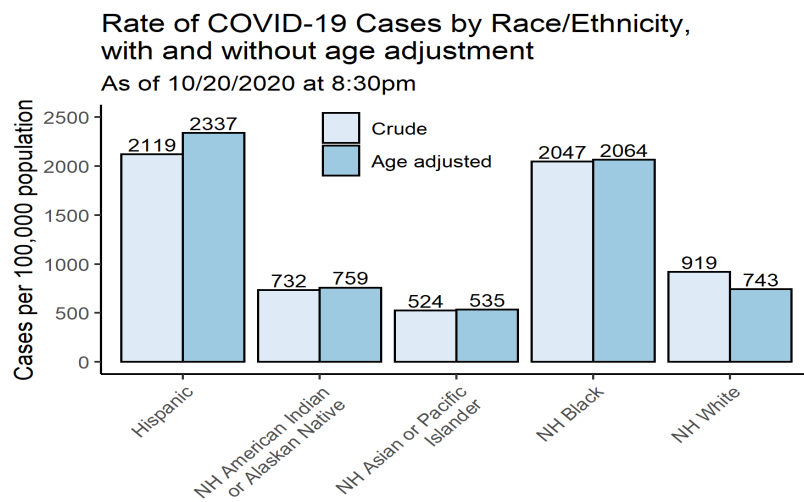
Town	Confirmed Cases	Probable Cases	Town	Confirmed Cases	Probable Cases	Town	Confirmed Cases	Probable Cases
Andover	15	0	Griswold	105	2	Prospect	106	1
Ansonia	346	11	Groton	343	16	Putnam	49	1
Ashford	30	1	Guilford	144	11	Redding	83	7
Avon	250	10	Haddam	61	3	Ridgefield	282	15
Barkhamsted	32	2	Hamden	1184	47	Rocky Hill	486	20
Beacon Falls	73	4	Hampton	10	0	Roxbury	16	3
Berlin	233	14	Hartford	3708	136	Salem	36	0
Bethany	64	1	Hartland	8	0	Salisbury	28	1
Bethel	323	26	Harwinton	40	3	Scotland	1	0
Bethlehem	16	1	Hebron	52	2	Seymour	270	17
Bloomfield	637	32	Kent	18	3	Sharon	17	0
Bolton	37	2	Killingly	90	7	Shelton	744	47
Bozrah	22	0	Killingworth	26	0	Sherman	18	5
Branford	399	16	Lebanon	53	0	Simsbury	171	17
Bridgeport	4424	137	Ledyard	96	1	Somers	305	23
Bridgewater	14	2	Lisbon	28	1	South Windsor	220	17
Bristol	833	21	Litchfield	70	2	Southbury	229	5
Brookfield	224	15	Lyme	9	1	Southington	445	18
Brooklyn	184	2	Madison	176	10	Sprague	18	1
Burlington	60	3	Manchester	938	62	Stafford	123	10
Canaan	1	0	Mansfield	316	43	Stamford	3867	81
Canterbury	43	1	Marlborough	103	5	Sterling	13	1
Canton	107	10	Meriden	1165	43	Stonington	61	6
Chaplin	12	0	Middlebury	71	6	Stratford	985	45
Cheshire	319	8	Middlefield	34	1	Suffield	205	18
Chester	47	1	Middletown	767	29	Thomaston	82	3
Clinton	97	5	Milford	775	28	Thompson	59	1
Colchester	155	6	Monroe	172	6	Tolland	71	9
Colebrook	6	0	Montville	387	8	Torrington	659	26
Columbia	31	0	Morris	16	0	Trumbull	610	56
Cornwall	7	0	Naugatuck	516	18	Union	4	1
Coventry	80	5	New Britain	1755	72	Vernon	342	17
Cromwell	171	16	New Canaan	224	4	Voluntown	23	0
Danbury	3069	151	New Fairfield	149	6	Wallingford	626	14
Darien	274	9	New Hartford	44	0	Warren	5	0
Deep River	27	3	New Haven	3176	83	Washington	30	1
Derby	214	1	New London	542	11	Waterbury	2716	115
Durham	68	6	New Milford	356	24	Waterford	258	9
East Granby	19	0	Newington	502	23	Watertown	222	9
East Haddam	40	0	Newtown	301	18	West Hartford	968	64
East Hampton	78	5	Norfolk	18	1	West Haven	1256	48
East Hartford	1260	62	North Branford	108	8	Westbrook	49	0
East Haven	472	33	North Canaan	26	1	Weston	95	4
East Lyme	228	16	North Haven	329	12	Westport	389	17
East Windsor	224	14	North Stonington	25	1	Wethersfield	342	9
Eastford	14	0	Norwalk	2512	62	Willington	28	2
Easton	51	3	Norwich	737	10	Wilton	253	29
Ellington	113	7	Old Lyme	37	0	Winchester	75	3
Enfield	793	15	Old Saybrook	143	4	Windham	567	2
Essex	64	0	Orange	166	5	Windsor	672	47
Fairfield	960	92	Oxford	96	4	Windsor Locks	162	6
Farmington	306	12	Plainfield	121	1	Wolcott	161	10
Franklin	22	0	Plainville	226	4	Woodbridge	148	12
Glastonbury	372	31	Plymouth	87	5	Woodbury	70	2
Goshen	16	1	Pomfret	27	0	Woodstock	43	0
Granby	46	2	Portland	86	7			
Greenwich	1005	49	Preston	53	2			

**APPENDIX B.** The following graphs show the number of cases and deaths by race and ethnicity. Categories are mutually exclusive. The category “multiracial” includes people who answered ‘yes’ to more than one race category. NH=Non-Hispanic



The following graphs show the number of COVID-19 cases and COVID-19-associated deaths per 100,000 population by race and ethnicity. Crude rates represent the total cases or deaths per 100,000 people. Age-adjusted rates consider the age of the person at diagnosis or death when estimating the rate and use a standardized population to provide a fair comparison between population groups with different age distributions. Age-adjustment is important in Connecticut as the median age of among the non-Hispanic white population is 47 years, whereas it is 34 years among non-Hispanic blacks, and 29 years among Hispanics. Because most non-Hispanic white residents who died were over 75 years of age, the age-adjusted rates are lower than the unadjusted rates. In contrast, Hispanic residents who died tend to be younger than 75 years of age which results in higher age-adjusted rates.

The 2018 Connecticut and 2000 US Standard Million populations were used for age adjustment; population estimates from: [DPH Population Statistics](#). Categories are mutually exclusive. Cases missing data on race/ethnicity are excluded from calculation of rates. NH=Non-Hispanic



\*Age adjusted rates only calculated for groups with at least 30 deaths