

COVID-19 Update October 16, 2020

As of **October 15, 2020, at 8:30 PM**, the total of laboratory-confirmed and probable COVID-19 cases reported among Connecticut residents is **62830**, including **60309** laboratory-confirmed and **2521** probable cases. **One hundred eighty-four** patients are currently hospitalized with laboratory-confirmed COVID-19. There have been **4542** COVID-19-associated deaths.

In Connecticut during the early months of this pandemic, it became increasingly clear that it would be necessary to track probable COVID-19 cases and deaths, in addition to laboratory-confirmed (RT-PCR) cases and deaths. This was needed to better measure the burden and impact of this disease in our communities and is now part of the [national surveillance case definition for COVID-19](#). Prior to June 1, probable and confirmed cases were reported together.

Overall Summary	Total**	Change Since Yesterday
COVID-19 Cases	62830	+802
COVID-19-Associated Deaths	4542	+2
Patients Currently Hospitalized with COVID-19	184	-7
COVID-19 PCR Tests Reported	1965112	+33048

**Includes confirmed plus probable cases

COVID-19 Cases and Associated Deaths by County of Residence

As of 10/15/20 8:30pm.

County	COVID-19 Cases		COVID-19-Associated Deaths	
	Confirmed	Probable	Confirmed	Probable
Fairfield County	20503	865	1113	314
Hartford County	15551	722	1123	322
Litchfield County	1900	91	122	21
Middlesex County	1681	73	155	39
New Haven County	14904	551	962	157
New London County	2994	89	98	32
Tolland County	1453	112	52	15
Windham County	1201	15	16	1
Pending address validation	122	3	0	0
Total	60309	2521	3641	901

[National COVID-19 statistics](#) and information about [preventing spread of COVID-19](#) are available from the Centers for Disease Control and Prevention.

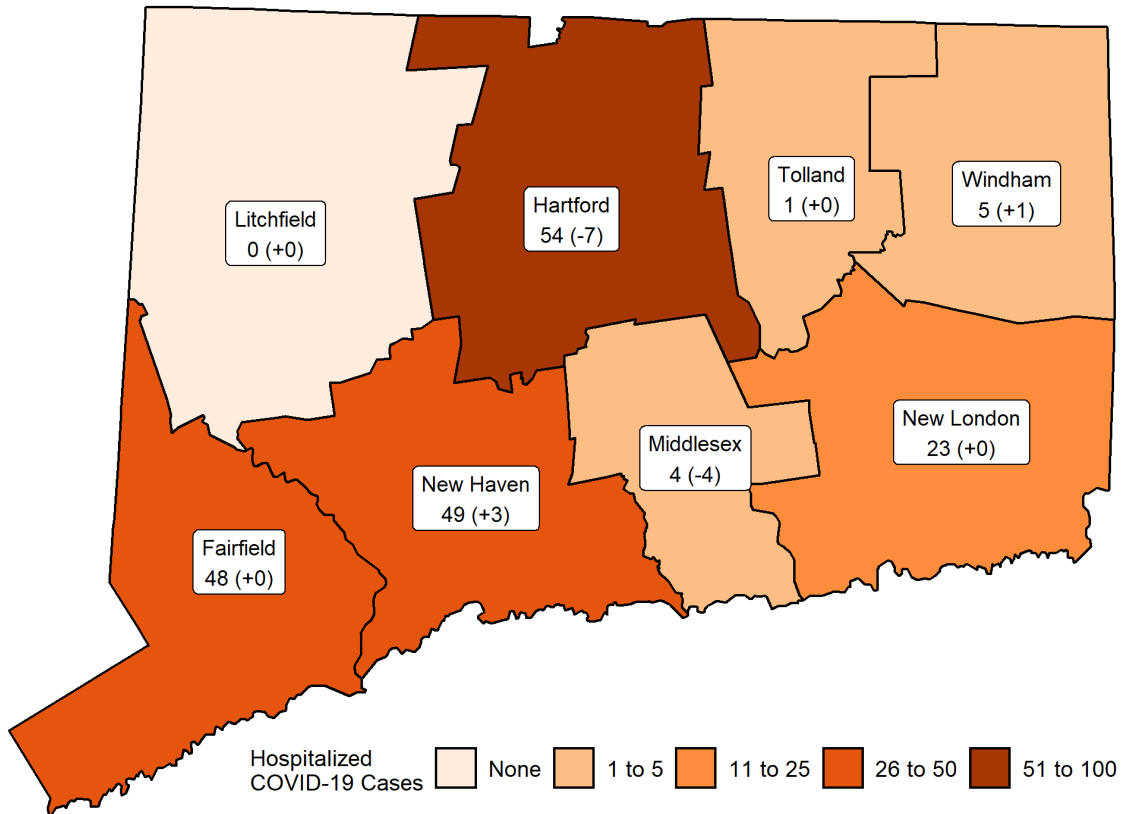
Day-to-day changes reflect newly reported cases, deaths, and tests that occurred over the last several days to week. All data in this report are preliminary; data for previous dates will be updated as new reports are received and data errors are corrected. Hospitalization data were collected by the Connecticut Hospital Association. Deaths reported to either OCME or DPH are included in the daily COVID-19 update.

Hospitalization Surveillance

The map below shows the number of patients currently hospitalized with laboratory-confirmed COVID-19 by county based on data collected by the Connecticut Hospital Association. The distribution is by location of hospital, not patient residence. The labels indicate the number of patients currently hospitalized with the change since yesterday in parentheses.

Patients Currently Hospitalized by Connecticut County

Distribution by location of hospital not patient residence. Data from the Connecticut Hospital Association.

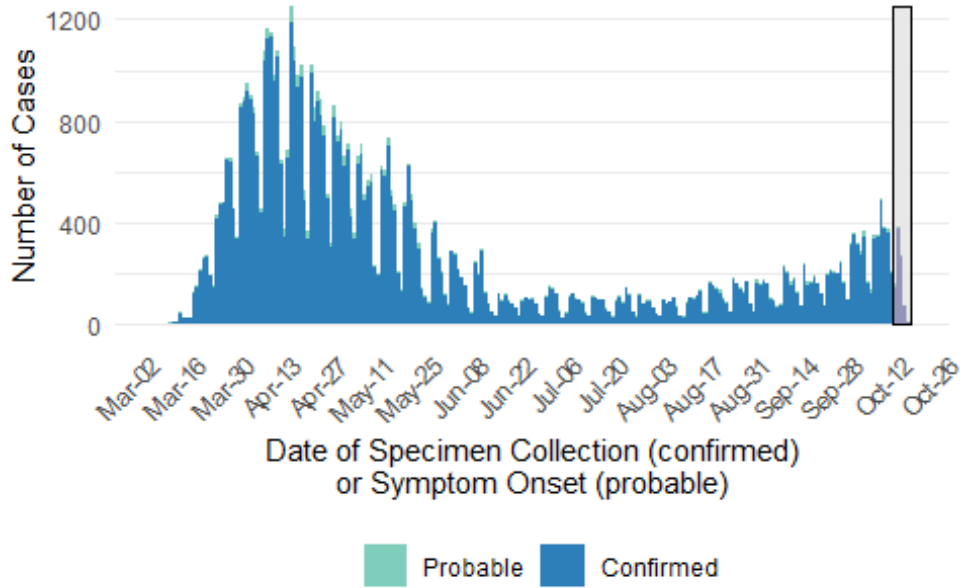


More information about hospitalized cases of COVID-19 in New Haven and Middlesex Counties is available from [COVID-NET](#).

Characteristics of COVID-19 Cases and Associated Deaths

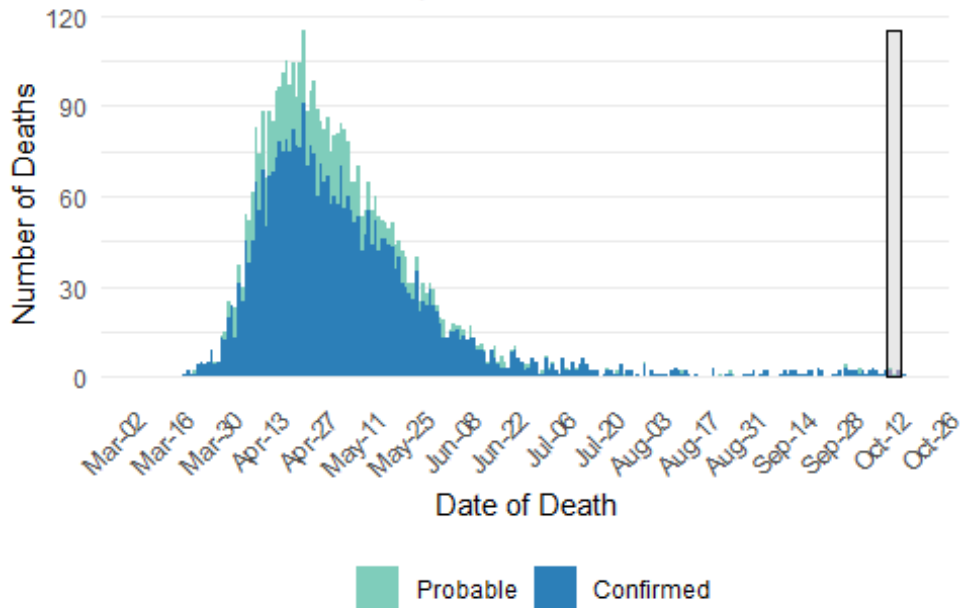
Number of Confirmed and Probable COVID-19 Cases by Date

As of 10/15/2020 at 8:30pm



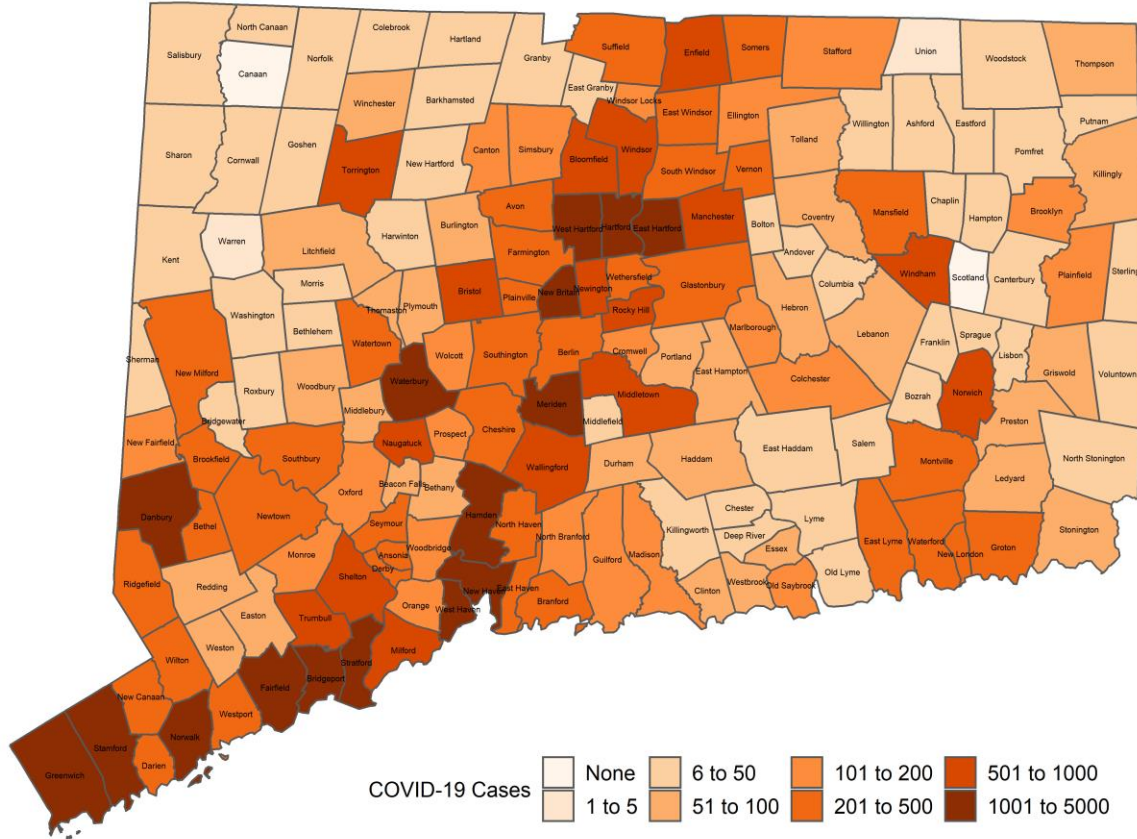
Number of COVID-19-Associated Deaths by Date of Death

As of 10/15/2020 at 8:30pm



Cumulative Number of COVID-19 Cases by Town

Map does not include 125 cases pending address validation

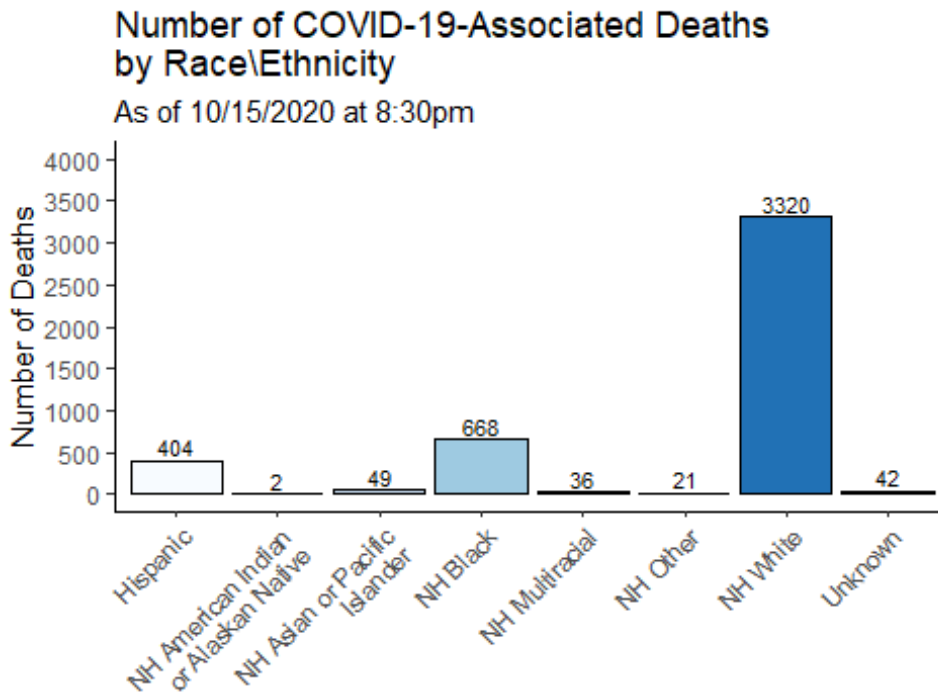
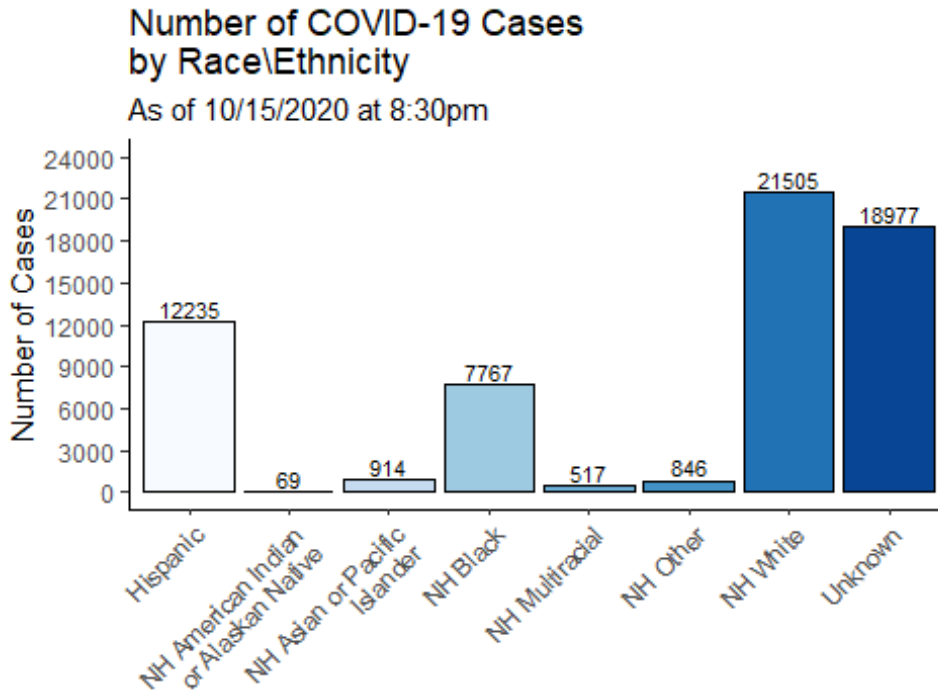


APPENDIX A. Cumulative Number of COVID-19 Cases by Town

Table does not include 125 cases pending address validation

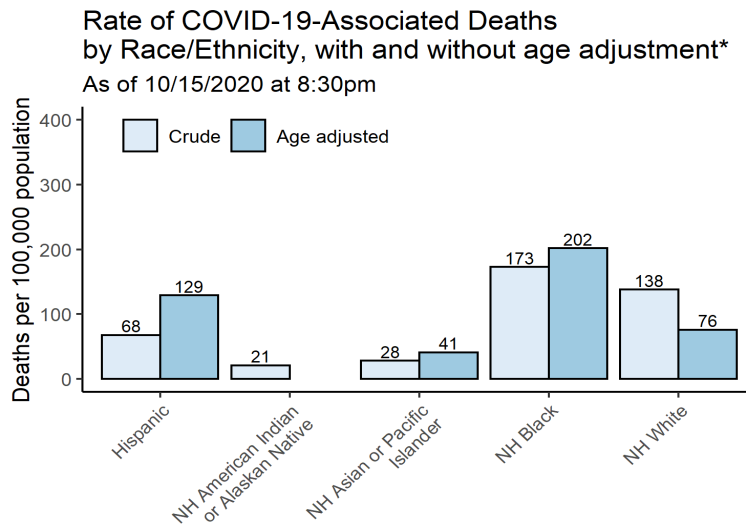
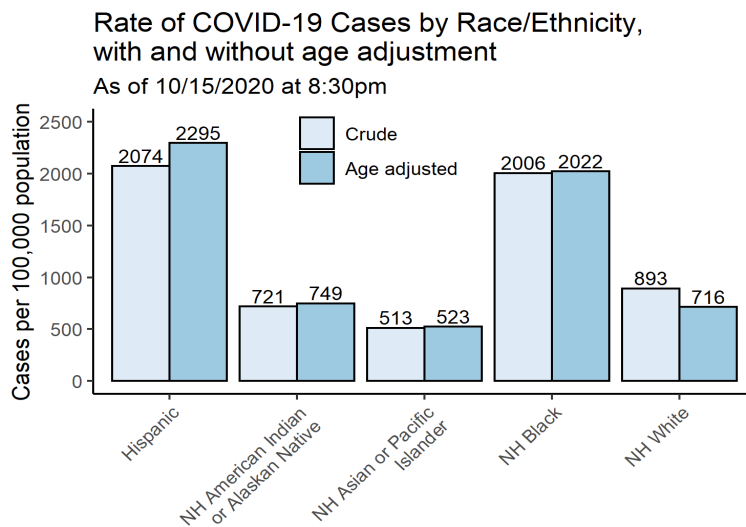
Town	Confirmed Cases	Probable Cases	Town	Confirmed Cases	Probable Cases	Town	Confirmed Cases	Probable Cases
Andover	13	0	Griswold	97	2	Prospect	100	1
Ansonia	332	11	Groton	311	17	Putnam	49	1
Ashford	28	1	Guilford	139	10	Redding	79	7
Avon	236	10	Haddam	60	1	Ridgefield	279	15
Barkhamsted	31	2	Hamden	1161	51	Rocky Hill	482	20
Beacon Falls	66	3	Hampton	9	0	Roxbury	16	3
Berlin	223	12	Hartford	3588	132	Salem	33	0
Bethany	62	1	Hartland	7	0	Salisbury	28	1
Bethel	320	23	Harwinton	38	3	Scotland	0	0
Bethlehem	13	1	Hebron	52	2	Seymour	260	12
Bloomfield	618	32	Kent	17	3	Sharon	16	0
Bolton	35	2	Killingly	73	7	Shelton	729	46
Bozrah	21	0	Killingworth	26	0	Sherman	16	5
Branford	390	16	Lebanon	53	0	Simsbury	165	14
Bridgeport	4347	132	Ledyard	91	1	Somers	299	21
Bridgewater	14	2	Lisbon	23	0	South Windsor	205	17
Bristol	797	21	Litchfield	68	2	Southbury	225	7
Brookfield	220	12	Lyme	8	1	Southington	432	18
Brooklyn	183	2	Madison	174	10	Sprague	17	1
Burlington	55	3	Manchester	918	60	Stafford	121	10
Canaan	0	0	Mansfield	306	43	Stamford	3786	83
Canterbury	36	1	Marlborough	101	6	Sterling	13	0
Canton	105	10	Meriden	1145	39	Stonington	58	6
Chaplin	12	0	Middlebury	62	6	Stratford	965	46
Cheshire	314	9	Middlefield	29	1	Suffield	200	17
Chester	46	1	Middletown	746	29	Thomaston	78	2
Clinton	88	4	Milford	761	29	Thompson	60	1
Colchester	148	6	Monroe	160	6	Tolland	64	8
Colebrook	6	0	Montville	366	7	Torrington	641	26
Columbia	30	0	Morris	16	0	Trumbull	596	55
Cornwall	7	0	Naugatuck	496	17	Union	4	1
Coventry	76	5	New Britain	1695	67	Vernon	330	14
Cromwell	162	14	New Canaan	222	4	Voluntown	22	0
Danbury	3007	146	New Fairfield	148	6	Wallingford	613	15
Darien	270	9	New Hartford	42	0	Warren	5	0
Deep River	26	2	New Haven	3119	79	Washington	30	1
Derby	205	1	New London	482	10	Waterbury	2610	108
Durham	61	5	New Milford	351	23	Waterford	234	9
East Granby	19	0	Newington	488	23	Watertown	206	9
East Haddam	39	0	Newtown	297	18	West Hartford	945	62
East Hampton	70	5	Norfolk	16	1	West Haven	1234	49
East Hartford	1221	60	North Branford	102	8	Westbrook	50	1
East Haven	461	29	North Canaan	18	1	Weston	93	4
East Lyme	221	15	North Haven	322	10	Westport	382	17
East Windsor	219	14	North Stonington	25	1	Wethersfield	326	9
Eastford	14	0	Norwalk	2372	68	Willington	27	1
Easton	49	2	Norwich	676	10	Wilton	246	28
Ellington	96	5	Old Lyme	35	0	Winchester	75	3
Enfield	784	15	Old Saybrook	130	4	Windham	554	1
Essex	62	0	Orange	161	5	Windsor	645	47
Fairfield	930	85	Oxford	97	4	Windsor Locks	157	6
Farmington	296	10	Plainfield	105	1	Wolcott	150	9
Franklin	22	0	Plainville	216	3	Woodbridge	143	12
Glastonbury	364	32	Plymouth	85	5	Woodbury	69	2
Goshen	14	1	Pomfret	25	0	Woodstock	40	0
Granby	44	2	Portland	86	6			
Greenwich	990	48	Preston	51	3			

APPENDIX B. The following graphs show the number of cases and deaths by race and ethnicity. Categories are mutually exclusive. The category “multiracial” includes people who answered ‘yes’ to more than one race category. NH=Non-Hispanic



The following graphs show the number of COVID-19 cases and COVID-19-associated deaths per 100,000 population by race and ethnicity. Crude rates represent the total cases or deaths per 100,000 people. Age-adjusted rates consider the age of the person at diagnosis or death when estimating the rate and use a standardized population to provide a fair comparison between population groups with different age distributions. Age-adjustment is important in Connecticut as the median age of among the non-Hispanic white population is 47 years, whereas it is 34 years among non-Hispanic blacks, and 29 years among Hispanics. Because most non-Hispanic white residents who died were over 75 years of age, the age-adjusted rates are lower than the unadjusted rates. In contrast, Hispanic residents who died tend to be younger than 75 years of age which results in higher age-adjusted rates.

The 2018 Connecticut and 2000 US Standard Million populations were used for age adjustment; population estimates from: [DPH Population Statistics](#). Categories are mutually exclusive. Cases missing data on race/ethnicity are excluded from calculation of rates. NH=Non-Hispanic



*Age adjusted rates only calculated for groups with at least 30 deaths