



Submitting a CERT-106 – Refund of Use Tax Paid on Motor Vehicle

Registration Number.

- > New Business/Need a CT Registration Number?
- > Make a Bill Payment
- > Apply/Renew Tax Exemption Form
- > File Returns/Extension

> Make a Bill Payment, Estimated Payment, or Return Payment

- > File Returns/Taxes
- > File an Extension
- > Where's my Refund?
- > Upload Earned Income Tax Credit (EITC) Documents
- > File your Earned Income Tax Credit (EITC) Protest
- > View Tax Calculators

- > myCTREC - Connecticut Real Estate Conveyance Tax Electronic Filing
- > EITC Information





The data you see in this tutorial is completely fictitious. It was made for instructional purposes only. Any resemblance to a real person or business is completely coincidental.



> View Tax Calculators





Not seeing what you're looking for? Click the 'More...' tab for other options such as updating names, addresses, and viewing correspondence.

ELKINS, REMY

***-**-0489
123 NORTH RD
ASHFORD CT 06278-1216

Welcome, Remy Elkins

You last logged in on Wednesday, Sep 28, 2022 1:50:46 PM

[Manage My Profile](#)

[Summary](#) [Action Center](#)² [Settings](#) [More...](#)

Filter

Individual Income Tax
ELKINS, REMY

Return For Tax Year 31-Dec-2021 [File Now](#)

Once you are logged in, the Summary page is displayed. To submit the CERT-106 – Refund of Use Tax Paid on Motor Vehicle, click the **More...** tab.

Account [View/File Returns and View Period Detail](#)
Account ID: 0108749923 [Make a Payment](#)
Social Security No: ***-**-0489 [Make an Estimated Payment](#)
Balance [Request Payment Plan](#)
\$0.00

Not seeing what you're looking for? Click the 'More...' tab for other options such as updating names, addresses, and viewing correspondence.

Locate the **Refund of Use Tax Paid** group and click the **Submit CERT-106 – Refund of Use Tax Paid on Motor Vehicle** hyperlink.

Summary Action Center ² Settings More...

The screenshot displays a grid of service categories. The 'Refund of Use Tax Paid' category is highlighted with a red border. Below the main grid, there is a dark blue bar with a padlock icon and a green checkmark icon.

Category	Description	Options
Submissions	Submissions are items you have submitted online for processing. Common examples include returns and payments.	<ul style="list-style-type: none">> Search Submissions> Manage Payments & Returns
Taxpayer Updates	Update my taxpayer information.	<ul style="list-style-type: none">> Manage Names & Addresses> Add Additional Accounts and Locations> Close Accounts> Reopen Accounts
Correspondence	View electronic messages or letters I've received from the agency.	<ul style="list-style-type: none">> View Messages> View Letters> Send a Message> Request Status Letter - Individual Income Tax
Individual Income Tax Refund Status	Check on the Status of your Individual Income Tax Refund	<ul style="list-style-type: none">> Where's my Refund?> CT-3911 - Report Missing or Stolen Refund
Penalty Waiver	Penalty Waiver	<ul style="list-style-type: none">> Request a Penalty Waiver
Refund of Use Tax Paid	Submit a CERT-106 Claim of Refund of Use Tax Paid on Motor Vehicle	<ul style="list-style-type: none">> Submit CERT-106 - Refund of Use Tax Paid on Motor Vehicle



< ELKINS, REMY

Carefully review the important documentation requirements in the **Claim for Refund of Use Tax Paid on Motor Vehicle Purchased from Other than a Motor Vehicle Dealer** panel.

Click **Next** to proceed if you have all required information and supporting documentation.

Claim for Refund of Use Tax Paid on Motor Vehicle Purchased from Other than a Motor Vehicle Dealer

To Submit a Claim: Submit CERT-106 and the documentation described below within three years of paying the tax.

Supporting Documentation: All claims for refund must include the following information. If you do not provide the documentation, DRS cannot process your refund request.

The option to attach any supporting documentation with your filing is available on the "Attachments" section of your request.

- **Purchaser's Declaration:** The purchaser or purchasers must complete the Purchaser's Declaration. Indicate if the motor vehicle was purchased by more than one person by checking the appropriate box in Part IV as to whether the vehicle is owned in common or jointly.
- **Seller's Declaration:** The seller or sellers must complete the Seller's Declaration.
- **Sales receipt:** Attach a copy of the sales receipt showing the amount of sales tax paid.
- **DMV Statement Receipt/Bill of Sale:** Attach a copy of the DMV statement of receipt showing the amount of sales tax paid.
- **Cancelled Check or Other Evidence of Payment of the Purchase Price of the Motor Vehicle:** If payment was made by check, attach a copy of the cancelled check issued to the seller of the vehicle (front and back). Do not include a copy of the check issued to DMV for payment of sales tax. If payment was not made by check, attach other evidence of payment such as a copy of the bank statement showing the withdrawal if you paid with cash.
- **Explanation for Actual Purchase Price Being Less Than N.A.D.A. Average Trade-In Value:** Attach an explanation, and documenting evidence such as a dated photograph from the time the motor vehicle was acquired, repair bill, and/or appraisal of the condition of the vehicle

Cancel

Save Draft

< Previous

Next >

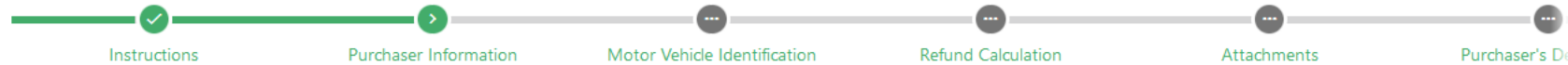


< ELKINS, REMY

CERT-106 - Refund of Use Tax Paid on Motor Vehicle

ELKINS, REMY
***-**-0489

CERT-106 - Refund of Use Tax Paid on Motor Vehicle



Purchaser Address

123 NORTH RD ASHFORD CT 06278-1216

If this address is not correct or needs updating, you can change it from the **Manage Names & Addresses** link on **myconneCT**

Do you have a co-ownership?

Cancel

Save Draft

< Previous

Next >

Review the Purchaser address, then click **Next**.

Note: If the address displayed is incorrect or needs to be updated, you can make the appropriate updates by returning to the previous screen, clicking the **Manage My Profile** hyperlink, and clicking the **Manage Names & Addresses** hyperlink.



< ELKINS, REMY

Enter the Motor Vehicle Identification information, then click **Next**.

CERT-106 - Refund of Use Tax Paid on Motor Vehicle



Motor Vehicle Identification

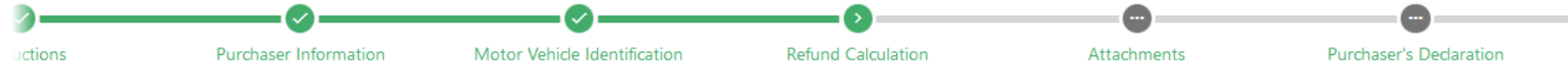
Date of Purchase	Date of Registration	
14-Feb-2023	14-Feb-2023	
Make of Vehicle	Model	Year
Honda	Pilot	2022
Vehicle Identification Number	Odometer reading on date of purchase	
4Y1SL65848Z411439	11346	

Cancel Save Draft

< Previous **Next** >

Select the applicable tax rate based on the purchase price of the vehicle and enter the amount of tax paid to the Connecticut Department of Motor Vehicles. Click **Next**.

CERT-106 - Refund of Use Tax Paid on Motor Vehicle



Tax Rate

Select the applicable tax rate for your purchase listed below

- 4.5% Qualifying active duty nonresident member of the military or their spouse regardless of purchase date
- 6.35% Date of Purchase is on or after July 1, 2011, and the purchase price is equal to or less than \$50,000 before trade-in
- 7% Date of Purchase is on or after July 1, 2011, and on or before June 30, 2015, and the purchase price is more than \$50,000 before trade-in
- 7.75% Date of purchase is on or after July 1, 2015, and the purchase price is more than \$50,000 before trade-in

Refund Calculation

1. Actual purchase price	42,900.00
2. Tax rate from above	0.0635
3. Actual use tax: Line 1 multiplied by Line 2	2,724.15
4. Tax paid to Connecticut Department of Motor Vehicles (DMV)	3,000.00
5. Refund claimed: Line 3 subtracted from line 4	276.00

Cancel

Save Draft

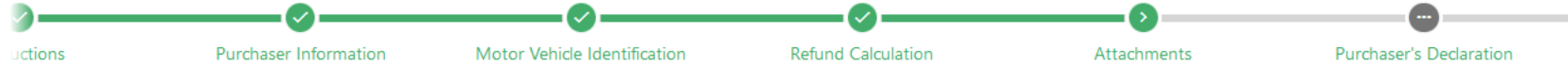
< Previous

Next >



When submitting a CERT-106, you are required to provide the DMV Statement/Bill of Sale, Evidence of Payment of the Purchase Price of the Motor Vehicle, and any other supporting documentation.

To add the appropriate documentation, click **Add**.



Supporting Documentation

Click "Add" to upload the following information as "Refund Documentation". All claims for refund must include the following information: !

- DMV Statement Receipt/Bill of Sale
- Cancelled Check or Other Evidence of Payment of the Purchase Price of the Motor Vehicle
- Other supporting documentation

Attachments

Add

Type	Name	Description	Size
------	------	-------------	------

There are no attachments.

Cancel

Save Draft

< Previous

Next >



Select the **Supporting Documentation Type**, enter a description, and click **Browse** to select the document from your computer. Click **OK**.

CERT-106 - Refund of Use Tax Paid on Motor Vehicle

Progress: Purchaser Information (checked), Attachments (current), Purchaser's Declaration (disabled)

Supporting Documentation

Click "Add" to upload the following information as "Refund of Use Tax Paid on Motor Vehicle"

- DMV Statement Receipt/Bill of Sale
- Cancelled Check or Other Evidence of Payment of the Tax
- Other supporting documentation

Select a file to attach

Type: DMV Statement Receipt/Bill of Sale

Description: DMV Statement Receipt/Bill of Sale

File: **Browse...** DMV Receipt.jpg

Buttons: Cancel, **OK**

Attachments

Type	Name	Size
There are no attachments.		

Buttons: Cancel, Save Draft, Previous, Next



< ELKINS, REMY

To continue adding documents, repeat the previous steps as many times as necessary. Once all supporting documentation has been added, click **Next**.



Supporting Documentation

Click "Add" to upload the following information as "Refund Documentation". All claims for refund must include the following information:

- DMV Statement Receipt/Bill of Sale
- Cancelled Check or Other Evidence of Payment of the Purchase Price of the Motor Vehicle
- Other supporting documentation

Attachments Add

Type	Name	Description	Size
Cancelled Check/Other Evidence of Payme	CERT-106_Payment.png	CERT-106 Payment	60 Remove
DMV Statement Receipt/Bill of Sale	DMV Receipt.jpg	DMV Statement Receipt/Bill of Sale	59 Remove

[Cancel](#)
[Save Draft](#)

[< Previous](#)
[Next >](#)



< ELKINS, REMY

CERT-106 - Refund of Use Tax Paid on Motor Vehicle

ELKINS, REMY
***-**-0489

Enter your signature on the Purchaser's Signature line and click **Submit**.

Purchaser's Declaration

I, the purchaser, declare that I purchased the motor vehicle identified on this request from the seller named. The actual purchase price of the vehicle was \$42,900.00 . No other consideration, such as transfers of property other than money or cancellations or offsets of debts owed by the seller, has been or will be paid or transferred by me in connection with my purchase of the vehicle identified. I declare under the penalty of law that I have examined this certificate and to the best of my knowledge and belief it is true, complete, and correct. I understand the penalty for willfully delivering a false return to DRS is a fine of not more than \$5,000, imprisonment of not more than five years, or both.

Sign Here

Purchaser's Signature (Name)	<u>Remy Elkins</u>	Date	<u>03-Mar-2023</u>
---------------------------------	--------------------	------	--------------------

Cancel

Save Draft

< Previous

Submit



< ELKINS, REMY

Confirmation

Your CERT-106 has been submitted to the Connecticut Department of Revenue Services. The refund will be posted to your account after your submission is processed. Your confirmation number is:

0-000-013-842.

Filing Details:

Date Submitted: 3/3/2023 2:22:43 PM

Customer Name: ELKINS, REMY

Tax Type: Individual Use Tax Refund

Form Type: CERT-106

Refund Amount: \$276.00

OOPS? If you want to make a change, it is not too late. While a submission is still pending, you can return to your account, view your submission, and edit as necessary.

[Printable View](#)

[OK](#)

You will receive a confirmation number once you have successfully submitted the CERT-106, Refund of Use Tax Paid on Motor Vehicle. You can print the confirmation for your records, if you wish.



[Click here](#) for more tutorials!

- > Apply/Renew Tax Exemption Form
- > File Returns/Extension

- > File an Extension
- > Where's my Refund?
- > Upload Earned Income Tax Credit (EITC) Documents
- > File your Earned Income Tax Credit (EITC) Protest
- > View Tax Calculators

