



Navigating the Bulk Filer Menu

Tutorials

Tutorials to provide assistance with functionality included within **myconneCT**

- > [How do I create a username?](#)
- > [How do I file a Sales Tax return?](#)
- > [More Tutorials](#)

File 1099-MISC

Submit bulk file for 1099-MISC and associated CT-1096.

- > [File 1099-MISC/CT-1096](#)
- > [Find a Submission](#)

Additional Links

Navigate to other relevant DRS Sites

- > [New Business/Need a CT Registration Number?](#)
- > [TSC Homepage](#)



The data you see in this tutorial is completely fictitious. It was made for instructional purposes only. Any resemblance to a real person or business is completely coincidental.

Not seeing what you're looking for? Click the 'More...' tab for other options such as updating names, addresses, and viewing correspondence.

JOHN SMITH

example@email.com

+1 (555) 555-5555

Welcome, JOHN SMITH


You last logged in on Monday, Nov 9, 2020 10:24:15 PM

[Manage My Profile](#)

[Accountant Center](#)

[Summary](#)

[More...](#)

 You don't have access to any accounts. Click 'More' or 'Accountant Center' for additional filing and access options.

Once you are logged in, open the **More...** menu.

Not seeing what you're looking for? Click the 'More...' tab for other options such as updating names, addresses, and viewing correspondence.

Locate the **Bulk Filing** group from the menu and click the **View Bulk Filer Menu** hyperlink.

Summary [More...](#)



Submissions

Submissions are items you have submitted online for processing. Common examples include returns and payments.

- > [Search Submissions](#)
- > [Manage Payments & Returns](#)



Taxpayer Updates

Update my taxpayer information.

- > [Manage Names & Addresses](#)
- > [Close Accounts](#)



Correspondence

View electronic messages or letters I've received from the agency.

- > [View Letters](#)
- > [View Messages](#)
- > [Send a Message](#)



Bulk Filing

Submit bulk files for different tax types and returns

- > [View Bulk Filer Menu](#)



File 1099-MISC

Submit bulk file for 1099-MISC and associated CT-1096.

- > [File 1099-MISC/CT-1096](#)

< JOHN SMITH



Upload Payments

Upload Payments

- > Bulk CT-WH Upload (Payroll Payments)
- > Bulk CT-8109 Upload (Non-Payroll Payments)



File Payroll Withholding Forms

Forms: W-2, CT-941, CT-W3

- > Single Client W-2 Upload
- > Multi Client W-2 Upload (Step 1)
- > Bulk CT-W3 Upload (Step 2)
- > Bulk CT-941 Upload



File Non-Payroll Withholding

Forms: 1099-MISC, 1099-K, 1099-R, W-2G, CT-945, CT-1096

- > Single Client 1099 Upload
- > Multi Client 1099 Upload (Step 1)
- > Bulk CT-1096 Upload (Step 2)
- > Bulk CT-945 Upload



Sales Tax Uploads

Upload Sales Tax Returns

- > Bulk OS-114 Upload


The various uploads available have been categorized into different groups. Locate the group related to the file you are uploading and click the hyperlink for the file you wish to upload. In this example, we will select the **Bulk CT-WH Upload** hyperlink.

< Menu

CT-WH Bulk Upload


JOHN SMITH
example@email.com

CT-WH Bulk Upload



From here, you can choose and upload your file. When you upload your file, a preview of the first five records will be displayed for your review.

File specifications are available from the DRS **myconneCT** Information page! Click the **Click here to see file specifications** hyperlink for more information.

Click 'Choose File' to attach CT-WH file in .CSV format 

[Click here to see file specifications](#)

You may choose a file to upload.

Filename



Stay informed about coronavirus (COVID-19): Connecticut residents are urged to continue taking precautions to prevent the spread of COVID-19. For the latest information, visit ct.gov/coronavirus.



Connecticut State
Department of Revenue Services

You will be directed to the DRS **myconneCT** Information page! Click the **Bulk Filers** hyperlink in the grey menu list to view all of the file layouts, example file uploads, spreadsheet solutions, and any available informational publications.

[CT.gov Home](#) / [Department of Revenue Services](#) / [myconneCT](#)

- [Bulk Filers](#) >
- [FAQs](#) >
- [myconneCT](#) >
- [Tutorials](#) >
- [Taxpayer Service Center - TSC](#) >
- [Debit Block Codes™](#)

Search Department of Revenue Services

by Keyword 🔍

myconneCT

What is **myconneCT**? **myconneCT** is the new Connecticut Department of Revenue Services' (DRS) online portal to file tax returns, make payments, and view your filing history.

myconneCT is one part of the DRS IT modernization project. DRS will fully transition its internal tax system and external systems to better serve taxpayer needs and improve the customer experience. The switch will take place in multiple phases over the next four years.

Coming September 2020! Businesses and Bulk Filers will be required to use myconneCT to file and pay the following taxes:

- Sales and Use (Business Use)
- Admissions and Dues
- Withholding
- Tourism Surcharge
- Room Occupancy Tax (B&B Occupancy)
- Rental Surcharge
- Prepaid Wireless E-911 Fee
- Dry Cleaning Surcharge

IMPORTANT:

- If you do not file any of the tax types above, you are not impacted at this time and should continue to use your current method of filing.
- If you file both Phase 1 tax types and non-Phase 1 tax types (e.g. Corporate Income Tax), you will be required to use **myconneCT** for Phase 1 tax types and should continue to use your current method of filing for non-Phase 1 tax types.

explanation. Simply correct the file and resubmit. There is no limit on the number of upload attempts.

Submit a file upload using the standardized file format as defined in the [CT Annual Wage Informational Publication](#) and [Annual Non-Wage Informational Publication](#). Typically, this type of file is generated by accounting / payroll software.

These publications contain filing instructions and specifications on how to prepare W-2s / 1099s wage and non-wage data files in accordance with Social Security Administration's (SSA) and the Internal Revenue Services (IRS). Payroll and tax reporting software developers must follow these file formats when submitting wage data files electronically to DRS.

File layouts, examples & solutions for eligible tax types:

W2s/1099s file formats

Form types	CSV layout	Example File Upload	Spreadsheet Solution	Standardized text files (EFW2 & 1220 FIRE)
W2s	file layout	example file	coming soon	Informational Publication
W2-Gs	file layout	example file	coming soon	Informational Publication
1099-R	file layout	example file	coming soon	
1099-K	n/a	n/a	n/a	
1099-Misc	file layout	example file	coming soon	

CT-W3/CT-1096 file formats

Form types	CSV layout	Example File Upload	Spreadsheet Solution	Standardized text files
CT-W3	file layout	example file	coming soon	n/a
CT-1096	file layout	example file	coming soon	n/a

Sales tax file formats

Form types	CSV layout	Example File Upload	Spreadsheet Solution	Standardized text files
Sales & Use	file layout	SUT example file upload	n/a	n/a
DisAgg Sales	file layout	DisAgg Example File Upload	DisAgg Spreadsheet Solution	n/a

Withholding file formats

Form types	CSV layout	Example File Upload	Spreadsheet Solution	Standardized text files
CT-WH	file layout	example file	coming soon	n/a
CT-941	file layout	example file	coming soon	n/a
CT-8109	file layout	example file	coming soon	n/a
CT-945	file layout	example file	coming soon	n/a

From here you can find all of the file layouts, example file uploads, spreadsheet solutions (if applicable), and any informational publications that are available.



[Click here](#) for more tutorials!