


---

---

---

---

---

---

---

---

---

---




---

---

---

---

---

---

---

---

---

---

**State of Connecticut  
Fire Safety Code Reference**

The following UL training program references the Fire and Smoke Protection Features from the 2015 IFC and the 2015 IBC:

**2018 Connecticut State Fire Safety Code Part I, II and III – The 2015 International Fire Code**

- Chapter 7A – Fire and Smoke Protection Features
  - Note – Chapter 7A is a reprint of Chapter 7 of the State Building Code:
    - The 2015 International Building Code portion of the 2018 Connecticut State Building Code, Chapter 7 - Fire and Smoke Protection Features

3

---

---

---

---

---

---

---

---

---

---



## Agenda

- A brief IBC Basics Review
- Fire-Resistance-Rated Construction
  - International Building Code Requirements
  - Passive Fire Rated Construction Elements
- Protection of Openings and Penetrations
  - Fire stop systems
  - Dampers
- Methods of Showing Code Compliance
- Engineering Judgments



UL and the UL logo are Trademarks of UL © 2020

4

---

---

---

---

---

---

---

---

## Agenda Cont.

- Best Practices for Plan Review
- Best Practices for Inspection – new construction
- Inspection and Maintenance of Passive Fire Protection Systems in existing buildings
- Navigating UL Product iQ
- Summary and Closing



UL and the UL logo are Trademarks of UL © 2020

5

---

---

---

---

---

---

---

---

## Objectives

At the conclusion of this presentation, participants should be able to:

1. Define and identify the general types of fire and smoke separations such as firewalls, fire barriers, fire partitions, smoke barriers, horizontal assemblies and other separation elements.
2. Identify those specific components that make up fire and smoke separations



UL and the UL logo are Trademarks of UL © 2020

6

---

---

---

---

---

---

---

---



### Objectives - continued

At the conclusion of this presentation, participants should be able to:

- 3. Determine where separations are required throughout Chapter 7 of IFC and the IBC.
- 4. Describe the differences between floor, floor/ceiling and roof/ceiling assemblies.
- 5. Describe the protection requirements for penetrations, joint systems, ducts and air transfer openings in each of the separate elements



UL and the UL logo are Trademarks of UL © 2020

7

---

---

---

---

---

---

---

---

---

---

### Objectives Cont.

At the conclusion of this presentation, participants should be able to:

- 6. Be able to navigate UL's Product iQ and Installation Code search in order to identify *listed* products and assemblies which demonstrate compliance with the requirements of the 2015 *International Building Code*.



UL and the UL logo are Trademarks of UL © 2020

8

---

---

---

---

---

---

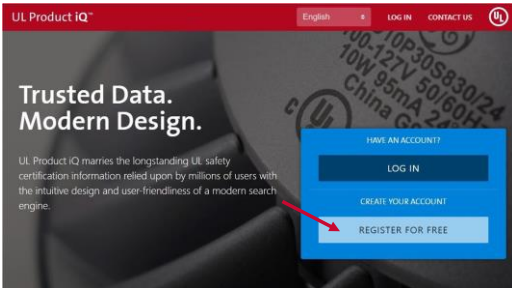
---

---

---

---

### Let's Get You Registered



9

---

---

---

---

---

---

---

---

---

---



Questions / Comments



UL and the UL logo are Trademarks of UL © 2020

10

Horizontal lines for notes.

IBC Basics

Some Fundamentals



UL and the UL logo are Trademarks of UL © 2020

11

Horizontal lines for notes.

Use of the IBC

- *Definitions* – Chapter 2
- Occupancy Classification
- Use of Tables – Scoping Section
- Table Footnotes
- Code Exceptions
- Reference Standards
- Index and Glossary



12

Horizontal lines for notes.



### Questions / Comments



UL and the UL logo are Trademarks of UL © 2020

13

---

---

---

---

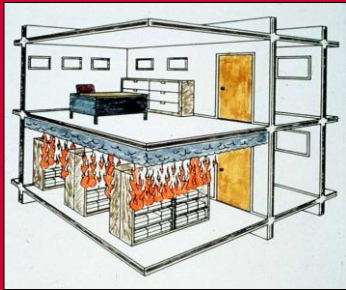
---

---

---

---

### Fire-Resistance-Rated Construction



14

---

---

---

---

---

---

---

---

### Passive Fire Protection

The IBC takes a systematic approach to building fire protection, including:

#### 1. Passive Fire Protection

**Fire Area** = The aggregate floor area enclosed and bounded by fire walls, fire barriers, exterior walls or horizontal assemblies of a building.

#### 2. Active Fire Protection

**Fire Protection System** = Approved devices, equipment and systems or combinations of systems used to detect a fire, activate an alarm, extinguish or control a fire, control or manage smoke and products of a fire or any combination thereof.

#### 3. Reasonable level of redundancy; inspection, testing & maintenance



UL and the UL logo are Trademarks of UL © 2020

15

---

---

---

---

---

---

---

---



### More Definitions

- *Fire-resistance* - That property of materials or their assemblies that prevents or retards the passage of excessive heat, hot gases or flames under conditions of use. (IBC)



UL and the UL logo are Trademarks of UL © 2020

16

---

---

---

---

---

---

---

---

### Definitions Cont.

- *Fire-resistance rating* - The period of time a building element, component or assembly maintains the ability to confine a fire, continues to perform a given structural function, or both, as determined by the tests, or the methods based on tests, prescribed in Section 703.3 (IBC)
  - Passage of Flames
  - Heat Transmission
  - Structural Integrity



UL and the UL logo are Trademarks of UL © 2020

17

---

---

---

---

---

---

---

---

### Definitions Cont.

- *Fire-protection rating* - The period of time that an opening protective will maintain the ability to confine a fire as determined by tests prescribed in Section 715. Ratings are stated in hours or minutes. (IBC)
  - Passage of Flames
  - Structural Integrity



UL and the UL logo are Trademarks of UL © 2020

18

---

---

---

---

---

---

---

---



### Standards Writing Organizations

American National Standards Institute (ANSI)

- ASTM International (ASTM)
- FM Global (FM)
- National Fire Protection Association (NFPA)
- Underwriters Laboratories (UL)



UL and the UL logo are Trademarks of UL © 2020

19

---

---

---

---

---

---

---

---

### Questions / Comments



UL and the UL logo are Trademarks of UL © 2020

20

---

---

---

---

---

---

---

---

### Fire-Resistance-Rated Construction

International Building Code Requirements for Fire-Resistance-Rated Construction



UL and the UL logo are Trademarks of UL © 2020

21

---

---

---

---

---

---

---

---



### Code Requirements

- Chapters 3, 4, 5, 6, 7 and 10 of the IBC
- Chapters 3 and 4 – Defines Occupancies
- Chapter 5 – General Building Heights and Areas
  - Permitted building area based on four factors:
    - Type of construction
    - Occupancy
    - Available frontage
    - Use of sprinklers



UL and the UL logo are Trademarks of UL © 2020

22

---

---

---

---

---

---

---

---

### Code Requirements Cont.

- Section 508 – Covers mixed use considerations
- Chapter 6 – Types of Construction
  - Table 601 – Establishes hourly rating required for building elements based on Type of Construction
- Chapter 7 – Fire and Smoke Protection Features



UL and the UL logo are Trademarks of UL © 2020

23

---

---

---

---

---

---

---

---

### Code Requirements Cont.

- 703.2 – *Fire-resistance ratings* shall be determined in accordance with ASTM E 119 or UL 263
- 703.2.1 – Nonsymmetrical walls shall be tested from both faces
- 703.2.3 – Assemblies considered unrestrained unless registered design professional provides evidence satisfactory to AHJ that construction qualifies for restrained classification per ASTM E 119 or UL 263



UL and the UL logo are Trademarks of UL © 2020

24

---

---

---

---

---

---

---

---





## Restrained & Unrestrained Cont.

- I. Wall Bearing:
  - A. Single span and simply supported end spans of multiple bays<sup>a</sup>
    - 1. Open-web steel joists or steel beams supporting concrete slab, precast units, or metal decking . . . . . Unrestrained
    - 2. Concrete slabs, precast units, or metal decking . . . . . Unrestrained
  - B. Interior spans of multiple bays.
    - 1. Open-web steel joists, steel beams, or metal decking supporting continuous concrete slab . . . . . Restrained
    - 2. Open-web steel joists or steel beams, supporting precast units or metal decking . . . . . Unrestrained
    - 3. Cast-in-place concrete slab systems . . . . . Restrained
    - 4. Precast concrete where the potential thermal expansion is resisted by adjacent construction<sup>b</sup> . . . . . Restrained
- II. Steel Framing:
  - A. Steel beams welded, riveted, or bolted to the framing members . . . . . Restrained
  - B. All types of cast-in-place floor and roof systems (such as beam-and-slabs, flat slabs, pan joists, and waffle slabs) where the floor or roof system is secured to the framing members . . . . . Restrained
  - C. All types of prefabricated floor or roof systems where the structural members are secured to the framing members and the potential thermal expansion of the floor or roof system is resisted by the framing system or the adjoining floor or roof construction<sup>c</sup> . . . . . Restrained



UL and the UL logo are Trademarks of UL © 2020

---

---

---

---

---

---

---

---

---

---


---

---

## Code Authority – Technical Library

### Technical Library

Technical information on code related UL certifications and services



TOPICS IN ALPHABETICAL ORDER

- Restrained and Unrestrained Assemblies



UL and the UL logo are Trademarks of UL © 2020

---

---

---

---

---

---

---

---

---

---

---

---

## Code Requirements Cont.

- 703.3 – Methods for determining *fire resistance* shall be based on fire exposure and acceptance criteria of ASTM E 119 or UL 263



UL and the UL logo are Trademarks of UL © 2020

---

---

---

---

---

---

---

---

---

---

---

---



### Code Requirements Cont.

- 703.3 Cont. – Required *fire resistance* permitted to be established based on any of the following:
  1. Designs documented from *approved* sources
  2. Prescriptive requirements from Section 721
  3. Calculations in accordance with Section 722
  4. **Engineering analysis based on ASTM E 119 or UL 263**
  5. Alternative protection methods as allowed in Section 104.11
  6. **Fire-resistance designs certified by an approved agency.**



UL and the UL logo are Trademarks of UL © 2020

28

---

---

---

---

---

---

---

---

### Code Requirements Cont.

- Breaches of assemblies shall be protected in accordance with Sections 712, 713, 714, 715 and 716
- Chapter 10 – Means of Egress
  - Table 1020.1– Establishes hourly rating required for corridors based on Occupancy Group



UL and the UL logo are Trademarks of UL © 2020

29

---

---

---

---

---

---

---

---

### Connecticut Amendment to IBC

- **704.6.1 Connections.** Where non-fire-resistance-rated members attach to fire-resistance rated members, the non-rated member shall be protected in the same manner as the rated member for a distance of not less than 12 inches (305 mm) from the point of connection.



UL and the UL logo are Trademarks of UL © 2020

30

---

---

---

---

---

---

---

---



### Fire Resistance

- Expressed as an Hourly Time Period
- Ratings range from 1/2 to 4 hours
- Containment of fire to room or floor of origin (horizontal and vertical compartmentalization)



UL and the UL logo are Trademarks of UL © 2020

31

---

---

---

---

---

---

---

---

### Questions / Comments



UL and the UL logo are Trademarks of UL © 2020

32

---

---

---

---

---

---

---

---

### Fire-Resistance-Rated Construction

Establishing Fire-Resistance Ratings



UL and the UL logo are Trademarks of UL © 2020

33

---

---

---

---

---

---

---

---



### Standards

- ANSI / UL 263
- ASTM E 119



UL and the UL logo are Trademarks of UL © 2020

34

---

---

---

---

---

---

---

---

### Building Components

- Columns
- Beams
- Floor/Ceilings (F/C) or Roof/Ceilings (R/C)
- Walls



UL and the UL logo are Trademarks of UL © 2020

35

---

---

---

---

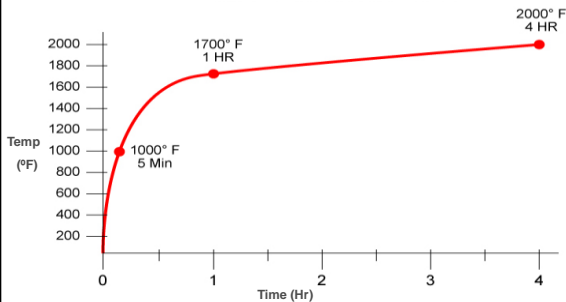
---

---

---

---

### Time - Temperature Curve



36

---

---

---

---

---

---

---

---



### Columns

---

- Sample size – Minimum 9 ft
- Tested unloaded



UL and the UL logo are Trademarks of UL © 2020

37

---

---

---

---

---

---

---

---

### Conditions of Acceptance – Columns

---

- Thermal coupling reading:  
1000°F (average) / 1200°F (signal reading)



UL and the UL logo are Trademarks of UL © 2020

38

---

---

---

---

---

---

---

---

### Beams

---

- Sample size – Minimum 12 ft
- Load applied – Per design



UL and the UL logo are Trademarks of UL © 2020

39

---

---

---

---

---

---

---

---



### Conditions of Acceptance – Beams

- Support load
- Thermal coupling reading:  
1100°F (average) / 1300°F (single reading)



UL and the UL logo are Trademarks of UL © 2020

40

---

---

---

---

---

---

---

---

### Floor/Ceiling or Roof/Ceilings

- Sample size – 180 sq ft / 12 ft
- Load applied – Per design



UL and the UL logo are Trademarks of UL © 2020

41

---

---

---

---

---

---

---

---

### Conditions of Acceptance Floor/Ceilings or Roof/Ceilings

- Support load
- No flame passage
- 250°F (average) / 325°F (single reading)
- Support temperatures (beams) 1100°F / 1300°F



UL and the UL logo are Trademarks of UL © 2020

42

---

---

---

---

---

---

---

---



### Walls

- Sample size - 100 sq ft / 9 ft
- Load applied - Per design



UL and the UL logo are Trademarks of UL © 2020

43

---

---

---

---

---

---

---

---

### Conditions of Acceptance – Walls

- No flame passage
- 250°F (average) / 325°F (single reading)
- Support load
- Hose stream (2 ½ minutes at 30 psi)



UL and the UL logo are Trademarks of UL © 2020

44

---

---

---

---

---

---

---

---

### Questions / Comments



UL and the UL logo are Trademarks of UL © 2020

45

---

---

---

---

---

---

---

---



## Fire-Resistance-Rated Construction

### Methods of Showing Code Compliance



UL and the UL logo are Trademarks of UL © 2020

46

---

---

---

---

---

---

---

---

### Methods of Showing Compliance with the Fire Resistance Requirements of the IBC

- 703.2 – *Fire-resistance* ratings shall be determined in accordance with ASTM E 119 or UL 263
- 703.3 – Methods for determining *fire resistance* shall be based on fire exposure and acceptance criteria of ASTM E 119 or UL 263



UL and the UL logo are Trademarks of UL © 2020

47

---

---

---

---

---

---

---

---

### Methods of Showing Compliance with the Fire Resistance Requirements of the IBC

- 703.3 Cont. – Required fire resistance permitted to be established based on any of the following:
  - Designs documented from approved sources
  - Prescriptive requirements from Section 721
  - Calculations in accordance with Section 722
  - Engineering analysis based on ASTM E 119 or UL 263
  - Alternative protection methods as allowed in Section 104.11
  - Fire-resistance designs certified by an approved agency



UL and the UL logo are Trademarks of UL © 2020

48

---

---

---

---

---

---

---

---





### Designs Documented From Approved Sources

- Product Directories of Nationally Recognized Testing Laboratories
  - UL - *Fire Resistance Directory and Online Product iQ*
  - Intertek – *Intertek Directories of Certified Products*
  - FM Global - *Factory Mutual Approval Guide*



UL and the UL logo are Trademarks of UL © 2020

49

---

---

---

---

---

---

---

---

### Designs Documented From Approved Sources Cont.

- Gypsum Association - *Fire Resistance Design Manual*
- BOCA - *Guidelines for Determining Fire Resistance Ratings of Building Elements*



UL and the UL logo are Trademarks of UL © 2020

50

---

---

---

---

---

---

---

---

### Designs Documented From Approved Sources Cont.

- ASCE / SFPE 29 – *Standard Calculation Methods for Structural Fireproofing*
- ACI 261.1 / TMS 0216.1 – *Standard Method for Determining Fire Resistance of Concrete and Masonry Construction Assemblies*



UL and the UL logo are Trademarks of UL © 2020

51

---

---

---

---

---

---

---

---



## Prescriptive Fire Resistance Section 721 of the IBC

3. Bonded prestensioned reinforcement in prestressed concrete <sup>a</sup>	3-1.1	Carbonate, lightweight, sand-lightweight and siliceous <sup>c</sup> aggregate concrete Beams or girders	4R	3R	2½	1½
		Solid slabs <sup>b</sup>			2	1½
						1

UL and the UL logo are Trademarks of UL © 2020 52

---

---

---

---

---

---

---

---

---

---

---

---

---

---

---

---

---

---

---

---

---

---

---

---

---

---

## Calculated Fire Resistance Section 722 of the IBC

R, MINUTES	R0.99
60	11.20
120	16.86
180	21.41
240	25.37

MATERIAL	R0.99
1-IN. CELLULAR PLASTIC	2.57
¾-IN. GLASS FIBER BOARD	4.03
1½-IN. GLASS FIBER BOARD	8.57
½-IN. GYPSUM WALLBOARD	7.44
5/8-IN. GYPSUM WALLBOARD	8.49
2-IN. FOAM GLASS	10.61

UL and the UL logo are Trademarks of UL © 2020 53

---

---

---

---

---

---

---

---

---

---

---

---

---

---

---

---

---

---

---

---

---

---

---

---

---

---

## Alternate Materials, Design and Methods of Construction and Equipment

- Allows authority having jurisdiction to accept other information to show compliance
  - Evaluation Services Reports
    - IAPMO Evaluation Services
    - ICC Evaluation Services
    - UL Evaluation Services

UL and the UL logo are Trademarks of UL © 2020 54

---

---

---

---

---

---

---

---

---

---

---

---

---

---

---

---

---

---

---

---

---

---

---

---

---

---



Passive Fire Protection

---

Engineering Judgments




55

---

---

---

---

---

---


---

---

Engineering Judgments

---

- An Engineering Judgment is a letter or report issued by some knowledgeable party which evaluates the construction of some site-specific application which deviates from a tested design, system or assembly and concludes with a judgment of the applicable rating of that assembly



UL and the UL logo are Trademarks of UL © 2020

56

---

---

---

---

---

---


---

---

Engineering Judgments Cont.

---

- Typically, an Engineering Judgment is used when a tested design, systems or assembly is unavailable
- Most often applied to fire resistive construction



UL and the UL logo are Trademarks of UL © 2020

57

---

---

---

---

---

---

---

---



### Engineering Judgments Cont.

- Applications for an Engineering Judgment
  - Design and system concept where multiple components, some listed and some unlisted, are used to field construct the finished assembly (e.g. wall)
  - Typically products are not required to be listed by code
- Must be acceptable to the *Code Official*



UL and the UL logo are Trademarks of UL © 2020

58

---

---

---

---

---

---

---

---

### Who Issues Engineering Judgments?

- Who issues Engineering Judgments?
  - Professional engineer
  - Fire protection engineer
  - Manufacturer
  - Testing laboratory
- Individual issuing judgment must be acceptable to the *Code Official*



UL and the UL logo are Trademarks of UL © 2020

59

---

---

---

---

---

---

---

---

### Important Points of an Engineering Judgment

- No guidance from the International Code Council or the various I-Codes
- No guidance from UL
- Best documents available are from the International Firestop Council (IFC) – [www.firestop.org](http://www.firestop.org)



UL and the UL logo are Trademarks of UL © 2020

60

---

---

---

---

---

---

---

---



### IFC Guidelines

- Four Documents – *International Firestop Council (IFC)* [www.firestop.org](http://www.firestop.org)
  - Recommended *IFC* Guidelines for Evaluating Firestop Systems in Engineering Judgments (EJs)
    - Covers firestops, joint systems and grease/air duct assemblies
  - Perimeter fire barrier systems
  - Fire resistant duct enclosure systems for commercial kitchen exhaust ducts
  - Fire resistant duct enclosure systems for ventilation ducts



UL and the UL logo are Trademarks of UL © 2020

61

---

---

---

---

---

---

---

---

---

---

### Summary of Engineering Judgments

- Emphasizes importance of tested designs
- Not a substitute for existing designs
- Should be issued only by those who know the components
- Based on sound engineering practices and knowledge of performance of the designs
- Based on interpolation of previous testing
- Issued only for a specific jobsite
- Presented in clear detail



UL and the UL logo are Trademarks of UL © 2020

62

---

---

---

---

---

---

---

---

---

---

### Questions / Comments



UL and the UL logo are Trademarks of UL © 2020

63

---

---

---

---

---

---

---

---

---

---



## Fire Resistance-Rated Construction

### Permitted Changes to Designs



UL and the UL logo are Trademarks of UL © 2020

64

---

---

---

---

---

---

---

---

---

---

## Guide Information

- Equipment, materials or systems included in the Category
- Intended use, restrictions or supplemental information that apply
- Standard(s) used to evaluate products under the Category
- Listing or Classification Mark information for the Category



UL and the UL logo are Trademarks of UL © 2020

65

---

---

---

---

---

---

---

---

---

---

### Fire-resistance Ratings - ANSI/UL 263, BXUV

#### Guide Information for Fire-resistance Ratings

#### Design Information Section

The Design Information Section supplements the individual published designs and is organized as follows:

##### I. INTRODUCTION

- 1. Rapid-rise Fire Test
- 2. Definitions

##### II. GENERAL

1. Metric Dimensions	12. Dampers
2. Loading of Test Specimens	13. Wood Structural Panels
3. Finish Ratings	14. Blanket Insulation
4. Nails and Screws	15. Sound Transmission Class (STC)
5. Interior and Exterior Applications	16. Impact Insulation Class (IIC)
6. Exposed Interior Finishes	17. Penetrations
7. Radiant Heating Cable and Panels	18. Curtain Wall/Floor Protection Systems
8. Coating Materials	19. Fire-resistant Joint Systems
9. Gypsum Board	20. Fire Doors, Frames and Hardware
10. Gypsum Board Joint Treatment (Taping)	21. Glazing, Wired Glass and Glass Blocks
11. Plaster	22. Exterior Wall Systems

##### III. FLOOR-CEILINGS AND ROOF-CEILINGS

- 13. Exposed for Element Boarded (Insulation Protection)



66

---

---

---

---

---

---

---

---

---

---



Architectural Services

---

**CURRENT EVENTS**

---

Would you like a free webinar on passive fire resistance?  
[Click here to learn more.](#)


---

**DESIGN CRITERIA AND ALLOWABLE VARIANCES**

---

Product category guide information can clarify construction and application requirements for the certifications and view acceptable variances allowed for the designs and systems. Click below for details.

- [Walls, floors, beams and columns](#)
- [Firestop systems](#)
- [Joint systems](#)
- [Perimeter fire containment systems](#)
- [Architectural services FAQs](#)



67

---

---

---

---

---

---


---

---

**Fasteners**

---

- Cement coated box or cooler nails shall be used for securing gypsum board, unless otherwise specified in design
- Screws meeting ASTM C 1002 or C 954 may be substituted for nails providing head diameter and length are equal or larger than specified nail



UL and the UL logo are Trademarks of UL © 2020

68

---

---

---

---

---

---


---

---

**Concrete in Horizontal Assemblies**

---

- Compressive strength specified may be reduced 500 psi
- Unit weight tolerance 3 pcf
- Do not substitute lightweight concrete if normal weight specified
- Do not substitute normal weight concrete if lightweight specified



UL and the UL logo are Trademarks of UL © 2020

69

---

---

---

---

---

---

---

---



### Outlet Boxes in Ceilings

- Metallic boxes may be installed in F/C and R/C assemblies incorporating gypsum board protection providing:
  - Clearance not to exceed 1/8 in.
  - Area of each box not to exceed 16 sq in.
  - Total area of boxes not to exceed 100 sq in. per 100 sq ft of ceiling area
- Nonmetallic boxes tested and listed (CEYY)



UL and the UL logo are Trademarks of UL © 2020

70

---

---

---

---

---

---

---

---

### Steel Joists

- Specified joist is minimum depth
- Specified joist is minimum weight/foot
- K-Series Joist may often substitute for older series joists specified
- Spacing between joists may be increased to 4 ft OC providing:
  - Structural integrity of floor is maintained
  - Hanger wire spacing is not increased
- Bridging bar size is minimum



UL and the UL logo are Trademarks of UL © 2020

71

---

---

---

---

---

---

---

---

### Gypsum Board on Horizontal Assemblies

- Thickness may be increased providing fastener length is also increased
- Additional layers may be added



UL and the UL logo are Trademarks of UL © 2020

72

---

---

---

---

---

---

---

---





### Recessed (Can) Lighting

- Generic recessed luminaires not permitted unless covered in design
- Luminaires specifically tested and Listed for use in fire resistive construction covered in “Luminaires and Luminaire Assemblies Classified for Fire Resistance Category” (CDHW)



UL and the UL logo are Trademarks of UL © 2020

73

---

---

---

---

---

---

---

---

### HVAC Openings in Ceilings

- Most acoustical ceilings are tested with generic hinged blade damper
- UL Classified Ceiling Damper, Ceiling Air Diffuser or Air Terminal Unit may be substituted for generic hinged blade damper
- Duct Protection Systems A and B may also be substituted per Guide Info
- Some assemblies with gypsum board ceilings have been test with specific UL Classified Ceiling Dampers
- In assemblies with gypsum board ceilings, damper may not be utilized if not specified in design



UL and the UL logo are Trademarks of UL © 2020

74

---

---

---

---

---

---

---

---

### Blanket Insulation in Horizontal Assemblies

- May cause premature disruption of ceiling membrane
- For certain assemblies, fiberglass insulation can be used with additional layer of gypsum board
- Otherwise, only permitted as specified



UL and the UL logo are Trademarks of UL © 2020

75

---

---

---

---

---

---

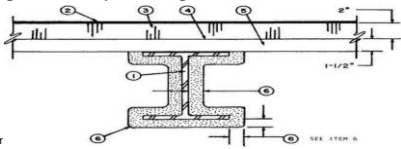
---

---



### Beam Size

- Larger beams may be substituted without restriction
- Larger is based on W/D ratio
  - W/D = weight of unit measure divided by heated perimeter (exposed surface except top flange)
- Larger W/D yields greater fire resistance



UL ar

76

---

---

---

---

---

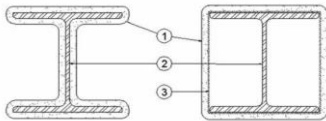
---

---

---

### Column Size

- Larger columns may be substituted without restriction
- Based on W/D ratio
- Larger W/D yields greater fire resistance



UL and the UL logo are Trademarks of UL © 2020

77

---

---

---

---

---

---

---

---

### Walls & Partitions

- Rating applies when either face exposed to fire, unless otherwise noted
- Unsymmetrical walls tested from both sides
- Exterior walls may only require rating from inside face
- Load bearing rating applies to non load bearing applications



UL and the UL logo are Trademarks of UL © 2020

78

---

---

---

---

---

---

---

---



### Walls & Partitions Cont.

- Size of studs specified is minimum
- Stud spacing specified is maximum
- Board orientation as specified in design



UL and the UL logo are Trademarks of UL © 2020

79

---

---

---

---

---

---

---

---

### Walls & Partitions Cont.

- Metallic boxes may be installed in wall assemblies incorporating gypsum board protection providing:
  - Max 2 hr rated assemblies
  - Clearance not to exceed 1/8 in.
  - Area of each box not to exceed 16 sq in.



UL and the UL logo are Trademarks of UL © 2020

80

---

---

---

---

---

---

---

---

### Walls & Partitions Cont.

- Total area of boxes not to exceed 100 sq in. per 100 sq ft of wall surface
- Boxes on opposite sides of wall separated by min 24 in. or provided with protection (CLIV)
- Nonmetallic boxes tested and listed (CEYY)



UL and the UL logo are Trademarks of UL © 2020

81

---

---

---

---

---


---

---

---



Questions / Comments



UL and the UL logo are Trademarks of UL © 2020

82

---

---

---

---


---

---

---

---

**FIRESTOP**  
INSTALLATIONS



UL

83

---

---

---

---


---

---

---

---

Through- and Membrane-Penetration  
Firestop Systems



UL

84

---

---

---

---

---

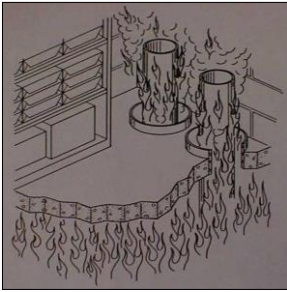
---

---

---



### No Firestopping



UL and the UL logo are Trademarks of UL © 2020

85

---

---

---

---

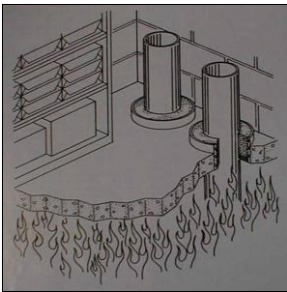
---

---

---

---

### Proper Firestopping



UL and the UL logo are Trademarks of UL © 2020

86

---

---

---

---

---

---

---

---

### Some Definitions

- What is Firestopping?
  - Firestopping (v) is the process of restoring the integrity of a fire-resistance-rated assembly at a penetration of the assembly through the use of a properly designed, installed, inspected and maintained firestop system
  - Firestopping (n) is a material or device installed to resist the passage of flame and heat through penetrations (i.e. a firestop)



UL and the UL logo are Trademarks of UL © 2020

87

---

---

---

---

---

---

---

---



Definitions Cont.

- *Membrane Penetration* – A breach in one side of a floor-ceiling, roof-ceiling or wall assembly to accommodate an item installed into or passing through the breach. (IBC)
- *Through Penetration* – A breach in both sides of a floor, floor-ceiling or wall assembly to accommodate an item passing through the breaches. (IBC)



UL and the UL logo are Trademarks of UL © 2020

88

---

---

---

---

---

---

---

---

Definitions Cont.

- *Membrane-Penetration Firestop* – A material, device or construction installed to resist for a prescribed time period the passage of flame and heat through openings in a protective membrane in order to accommodate cables, cable trays, conduit, tubing, pipes or similar items. (IBC)



UL and the UL logo are Trademarks of UL © 2020

89

---

---

---

---

---

---

---

---

Definitions Cont.

- *Through-Penetration Firestop System* – An assemblage consisting of a fire-resistance-rated floor, floor-ceiling, or wall assembly, one or more penetrating items passing through the breaches on both sides of the assembly and the materials or devices, or both, installed to resist the spread of fire through the assembly for a prescribed period of time. (IBC)



UL and the UL logo are Trademarks of UL © 2020

90

---

---

---

---

---

---

---

---



### Definitions Cont.

- *Firestop System* – Membrane or through-penetration firestop system. (BEJ)



UL and the UL logo are Trademarks of UL © 2020

91

---

---

---

---

---

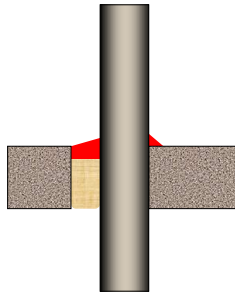
---

---

---

### Three Elements of a Firestop System

- Floor or Wall Assembly
- Penetrating Item
- Firestopping Products



UL and the UL logo are Trademarks of UL © 2020

92

---

---

---

---

---

---

---

---

### The Right Product for the Right Application



UL and the UL logo are Trademarks of UL © 2020

93

---

---

---

---

---

---

---

---



### Steel Collars and Intumescent Wrap Strips

- Intumescent sealant expands and fills the void
- The collar expands to crush pipe



UL and the UL logo are Trademarks of UL © 2020

94

---

---

---

---


---

---

---

---

### Enclosures: Valves, Controls, Speaker, Lighting



UL and the UL logo are Trademarks of UL © 2020

95

---

---

---

---

---

---

---

---

### Questions / Comments



UL and the UL logo are Trademarks of UL © 2020

96

---

---

---

---

---

---

---

---



## Firestop Systems

---

# Standards



UL 1479  
Underwriters Laboratories Inc.  
Standard for Safety  
Fire Tests of Through-Penetration Firestops

UL and the UL logo are Trademarks of UL © 2020 97

---

---

---

---

---

---

---

---

## Standards

---

- ANSI / UL 1479
- ASTM E814

UL and the UL logo are Trademarks of UL © 2020 98

---

---

---

---

---

---

---

---

## Ratings

---

- F - Flame Occurrence
- T - Heat Transmission
- L - Leakage (Optional)
- W - Water Leakage (Optional)

UL and the UL logo are Trademarks of UL © 2020 99

---

---

---

---

---

---

---

---



### Conditions of Acceptance F Rating

- Passage of Flame
- Hose Stream
- *IBC Definition:*

**F RATING.** The time period that the *through-penetration firestop system* limits the spread of fire through the penetration when tested in accordance with ASTM E 814 or UL 1479.



UL and the UL logo are Trademarks of UL © 2020

100

---

---

---

---

---

---

---

---

### Conditions of Acceptance T Rating

- Passage of Flame
- 325°F Temperature Rise
- Hose Stream
- *IBC Definition:*

**T RATING.** The time period that the *penetration firestop system*, including the penetrating item, limits the maximum temperature rise to 325° F (163° C) above its initial temperature through the penetration on the nonfire side when tested in accordance with ASTM E 814 or UL 1479.



UL and the UL logo are Trademarks of UL © 2020

101

---

---

---

---

---

---

---

---

### L Rating

- Air Leakage Rate at Ambient Temperature
- Air Leakage Rate at 400°F
- *IBC Definition:*

**L RATING.** The air leakage rating of a *through penetration firestop system* or a fire-resistant *joint system* when tested in accordance with UL 1479 or UL 2079, respectively.



UL and the UL logo are Trademarks of UL © 2020

102

---

---

---

---

---

---

---

---



### W Rating

- **Optional program\***, applicable to incidental water
  - 3 Ft WC Pressure Head / 72 Hr Exposure
  - Firestop subjected to water exposure, followed by standard fire and hose stream tests
  - Firestop systems assigned a W Rating
- \* No IBC definition or requirements*



UL and the UL logo are Trademarks of UL © 2020

103

---

---

---

---

---

---

---

---

### Questions / Comments



UL and the UL logo are Trademarks of UL © 2020

104

---

---

---

---

---

---

---

---

### Firestop Systems

International Building Code Requirements



UL and the UL logo are Trademarks of UL © 2020

105

---

---

---

---

---

---

---

---



### Code Requirements General

- Section 714 of the 2015 IBC
- 714.3.2 Membrane penetrations shall comply with Section 714.3.1. Where walls or partitions are required to have a *fire-resistance rating*, recessed fixtures shall be installed such that the required fire resistance will not be reduced.
- There are 6 prescriptive exceptions



UL and the UL logo are Trademarks of UL © 2020

106

---

---

---

---

---

---

---

---

---

---

### Code Requirements General

- Section 714 of the 2015 IBC
- 714.3 – Penetrations into or through *fire walls, fire barriers, smoke barrier walls and fire partitions* shall comply with 714.3.1 through 714.3.3. Penetrations in *smoke barrier walls* shall also comply with 714.4
- 714.4 – Penetrations of horizontal assemblies not required to be protected by shaft enclosure shall be protected per Section 714.4.1 through 714.4.4



UL and the UL logo are Trademarks of UL © 2020

107

---

---

---

---

---

---

---

---

---

---

### Code Requirements Wall Assemblies

- Section 714.3 of the 2015 IBC
- 714.3.1 – Through penetrations shall be protected by one of the following:
  - As tested as part of the entire wall assembly
  - As tested to ANSI/UL 1479 / ASTM E814
  - Exceptions
    - Concrete, grout or mortar (full thickness of the wall)
    - Annular space protection material



UL and the UL logo are Trademarks of UL © 2020

108

---

---

---

---

---

---

---

---

---

---



### Code Requirements Wall Assemblies Cont.

- 714.3.1.2 – When tested to ANSI/UL 1479 / ASTM E814, through penetrations shall have an F Rating of not less than the required rating of wall penetrated



UL and the UL logo are Trademarks of UL © 2020

109

---

---

---

---

---

---

---

---

---

---

### Code Requirements Wall Assemblies Cont.

- 714.3.2 – Membrane penetration shall be protected as follows:
  - As specified in 714.3.1 (i.e. through penetrations)
  - Recessed fixtures shall be installed so as not to reduce the required fire resistance



UL and the UL logo are Trademarks of UL © 2020

110

---

---

---

---

---

---

---

---

---

---

### Code Requirements Wall Assemblies Cont.

- Exceptions
  - Steel electrical boxes installed per prescriptive requirements
  - Listed electrical boxes of any material installed per listing
  - Electrical boxes of any size or type installed with tested and listed protection
  - Boxes other than electrical boxes tested and listed for such use
  - Annular space created by fire sprinklers (covered by metal escutcheon plate)
  - Steel electrical boxes exceeding 16 sq. in in area or any size exceeding prescriptive requirements protected by listed putty pads or other listed material and method installed per its listing.



UL and the UL logo are Trademarks of UL © 2020

111

---

---

---

---

---

---

---

---

---

---



### Code Requirements Horizontal Assemblies

- Section 714.4 of the 2015 IBC
  - 714.4.1.1 – Through penetration shall be protected by one of the following:
    - As tested as part of the entire horizontal assembly
    - As tested to ANSI/UL 1479 / ASTM E814
  - Exceptions
    - Annular space protection material
    - Concrete, grout or mortar
    - Listed electrical boxes of any material installed per listing



UL and the UL logo are Trademarks of UL © 2020

112

---

---

---

---

---

---

---

---

---

---

### Code Requirements Horizontal Assemblies Cont.

- 714.4.1.2 – When tested to ANSI/UL 1479 / ASTM E814, through penetrations shall have F and T Ratings of not less than 1 hour but not less than required rating of assembly penetrated
  - Exceptions
    - Penetrations contained and located within the cavity of a wall above or below the floor do not require a T Rating
    - Penetrations by floor, tub or shower drains contained and located within the concealed space of a horizontal assembly do not require a T Rating
    - Penetrations a maximum of 4" in diameter penetrating directly into metal-enclosed electrical power switchgear do not require a T Rating



UL and the UL logo are Trademarks of UL © 2020

113

---

---

---

---

---

---

---

---

---

---

### Code Requirements Horizontal Assemblies Cont.

- 714.4.2 – Membrane penetration shall be protected as follows:
  - As specified in 714.4.1.1 or 714.4.1.2 (i.e. through penetrations)
  - Recessed fixtures in floor/ceiling assemblies shall be installed so as not to reduce the required fire resistance



UL and the UL logo are Trademarks of UL © 2020

114

---

---

---

---

---

---

---

---

---

---



### Code Requirements Horizontal Assemblies Cont.

- Exceptions
  - If less than 100 sq in. per 100 sq ft, metallic penetrants may be either firestopped or fireblocked
  - Steel electrical boxes installed per prescriptive requirements
  - Electrical boxes of any size or type installed with tested and listed protection
  - Listed electrical boxes of any material installed per listing
  - Annular space created by fire sprinklers (covered by metal escutcheon plate)
  - Interruption by a double wood top plate of a wall assembly sheathed with X-Rated gypsum; provided all penetrating items through the double top plates are protected and the ceiling membrane is tight to the top plates.



UL and the UL logo are Trademarks of UL © 2020

115

---

---

---

---

---

---

---

---

---

---

### Code Requirements Miscellaneous

- 714.4.3 – Noncombustible penetrants shall not be connected to combustible penetrants beyond point of firestop system
- 714.4.4 – Penetrations in smoke barriers shall have an L Rating at ambient and 400°F
  - Max 5.0 CFM / sq ft of opening
  - Aggregate 50 CFM / 100 sq ft of barrier



UL and the UL logo are Trademarks of UL © 2020

116

---

---

---

---

---

---

---

---

---

---

### Questions / Comments



UL and the UL logo are Trademarks of UL © 2020

117

---

---

---

---

---

---

---

---

---

---



### Firestop Systems

Establishing  
F and T Ratings



UL and the UL logo are Trademarks of UL © 2020 118

---

---

---

---

---

---

---

---

### Full-Scale Wall Assembly



UL and the UL logo are Trademarks of UL © 2020 119

---

---

---

---

---

---

---

---

### Small-Scale Wood Floor Assembly



UL and the UL logo are Trademarks of UL © 2020 120

---

---

---

---

---

---

---

---





### Cables Through Wood Floor



UL and the UL logo are Trademarks of UL © 2020

121

---

---

---

---


---

---

---

---

### Top View of A Slab (Pre-Test)



---

---

---

---

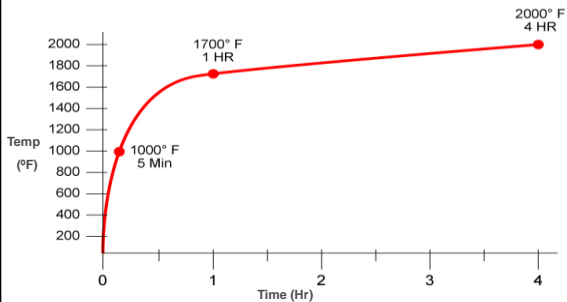
---

---

---

---

### Time - Temperature Curve



123

---

---

---

---


---

---

---

---






---

---

---

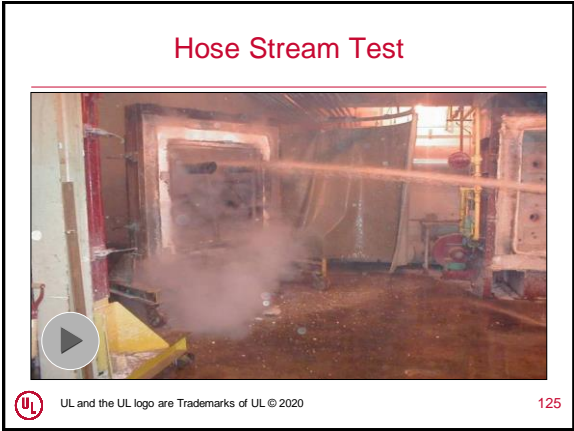
---

---

---

---

---



UL and the UL logo are Trademarks of UL © 2020

125

---

---

---

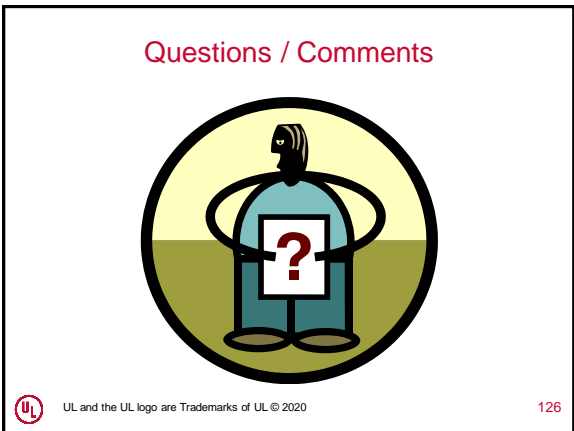
---

---

---

---

---



UL and the UL logo are Trademarks of UL © 2020

126

---

---

---

---

---

---

---

---

### Guide Information

- Equipment, materials or systems included in the Category
- Intended use, restrictions or supplemental information that apply
- Standard(s) used to evaluate products under the Category
- Listing or Classification Mark information for the Category



UL and the UL logo are Trademarks of UL © 2020

127

---

---

---

---

---

---

---

---

### Examples of Guide Information for Firestop Systems

- General Description of a Firestop System
- Standard
- Description of Ratings
- Permitted Substitutions
- Specifications of Penetrating Items
- Support of Penetrating Items
- Angle of Penetration
- Description of Numbering System



UL and the UL logo are Trademarks of UL © 2020

128

---

---

---

---

---

---

---

---

### C-A J-1000 First Alpha Character

- C - Either Floor or Wall being Penetrated
- F - Floor being Penetrated
- W - Wall being Penetrated



UL and the UL logo are Trademarks of UL © 2020

129

---

---

---

---

---

---

---


---



### C-AJ-1000

#### Second and Third Alpha Characters

Letter	Description
A	Concrete floors with a minimum thickness less than or equal to 5 in.
B	Concrete floors with a minimum thickness greater than 5 in.
C	Framed floors
D	Steel decks in marine vessels
E	Floor-ceiling assemblies consisting of concrete with membrane protection
F - I	Not used at present time
J	Concrete or masonry walls with a minimum thickness less than or equal to 8 in.
K	Concrete or masonry walls with a minimum thickness greater than 8 in.
L	Framed wall
M	Bulkheads in marine vessels
N	Composite panel walls
O-Z	Not used at present time

 UL and the UL logo are Trademarks of UL © 2020 130

---

---

---

---

---

---

---

---


---

---

### C-AJ-1000

#### Numeric Characters

Numeric Range	Description
0000 - 0999	No penetrating items
1000 - 1999	Metallic pipe, conduit or tubing
2000 - 2999	Nonmetallic pipe, conduit or tubing
3000 - 3999	Electrical cables
4000 - 4999	Cable trays with electrical
5000 - 5999	Insulated pipes
6000 - 6999	Misc. electrical penetrants such as busducts
7000 - 7999	Misc. mechanical penetrants such as air ducts
8000 - 8999	Groupings of penetrations including any combination of items listed above
9000 - 9999	Not used at present time

 UL and the UL logo are Trademarks of UL © 2020 131

---

---

---

---

---

---

---


---

---

---

### Firestop Systems

- Each firestop system contains specific construction features
- Many firestop systems contain various options and various ratings
- Must be followed exactly for rating to apply

 UL and the UL logo are Trademarks of UL © 2020 132

---

---

---

---

---

---

---

---

---

---



### Additional Resources

- Firestop Contractors International Association [www.FCIA.org](http://www.FCIA.org)
- National Fireproofing Contractors Association [www.NFCA-online.org](http://www.NFCA-online.org)
- UL – Code Authorities Technical Library [www.ul.com/codeauthorities](http://www.ul.com/codeauthorities)



UL and the UL logo are Trademarks of UL © 2020

133

---

---

---

---

---

---

---

---


### UL Onsite Firestop Inspection Service

As experts in testing, inspection and certification of building materials, UL ensures proper installation of firestop systems.

The UL Firestop Inspection Service helps ensure the system was installed in accordance with the system requirements

Working with UL delivers other benefits like:

- Accurate and complete inspections
- Fast response times and flexible scheduling
- An independent, third party partner that is widely recognized and accepted by Authorities Having Jurisdiction



UL and the UL logo are Trademarks of UL © 2020

---

---

---

---

---

---

---

---

### UL Qualified Firestop Contractor Program

The UL Qualified Firestop Contractor Program allows contractors to demonstrate their commitment to properly installed firestop systems.

UL Qualified Firestop Contractors have implemented a stringent quality management system. To obtain certification, a Qualified Firestop Contractor must:

1. Employ at least one individual with firestop expertise
2. Pass the UL Firestop Exam
3. Maintain a management system evaluated through an annual audit

The benefits of working with a qualified contractor include increased confidence, easy identification of contractors, and superior installations.



UL and the UL logo are Trademarks of UL © 2020

---

---

---

---

---

---

---

---



Questions / Comments



UL and the UL logo are Trademarks of UL © 2020

136

Horizontal lines for writing questions or comments.

Ducts and Air Transfer Openings



137

Horizontal lines for writing notes related to ducts and air transfer openings.

Damper Types

- Fire Dampers
- Smoke Dampers
- Combination Dampers
- Corridor Dampers
- Ceiling Radiation Dampers



UL and the UL logo are Trademarks of UL © 2020

138

Horizontal lines for writing notes related to damper types.



### Damper - Definition

**DAMPER.** See “Ceiling radiation damper,” “Combination fire/smoke damper,” “Corridor damper,” “Fire damper” and “Smoke damper.”



UL and the UL logo are Trademarks of UL © 2020

139

---

---

---

---

---

---

---

---

### Fire Dampers - Definition

**FIRE DAMPER.** A *listed* device installed in ducts and air transfer openings designed to close *automatically* upon detection of heat and resist the passage of flame. Fire dampers are classified for use in either static systems that will *automatically* shut down in the event of a fire, or in dynamic systems that continue to operate during a fire. A dynamic fire damper is tested and rated for closure under elevated temperature airflow.



UL and the UL logo are Trademarks of UL © 2020

140

---

---

---

---

---

---

---

---

### Smoke Dampers - Definition

**SMOKE DAMPER.** A *listed* device installed in ducts and air transfer openings designed to resist the passage of smoke.

The device is installed to operate *automatically*, controlled by a smoke detection system, and where required, is capable of being positioned from a *fire command center*.



UL and the UL logo are Trademarks of UL © 2020

141

---

---

---

---

---

---

---

---



Combination Dampers - Definition

COMBINATION FIRE/SMOKE DAMPER. A listed device installed in ducts and air transfer openings designed to close automatically upon the detection of heat and resist the passage of flame and smoke. The device is installed to operate automatically, controlled by a smoke detection system, and where required, is capable of being positioned from a fire command center



UL and the UL logo are Trademarks of UL © 2020

142

Horizontal lines for notes

Corridor Dampers - Definition

CORRIDOR DAMPER. A listed device intended for use where air ducts penetrate or terminate at horizontal openings in the ceilings of fire-resistance-rated corridors, where the corridor ceiling is permitted to be constructed as required for the corridor walls.



UL and the UL logo are Trademarks of UL © 2020

143

Horizontal lines for notes

Ceiling Radiation Dampers - Definition

CEILING RADIATION DAMPER. A listed device installed in a ceiling membrane of a fire-resistance-rated floor/ceiling or roof/ceiling assembly to limit automatically the radiative heat transfer through an air inlet/outlet opening. Ceiling radiation dampers include air terminal units, ceiling dampers and ceiling air diffusers.



UL and the UL logo are Trademarks of UL © 2020

144

Horizontal lines for notes





Questions / Comments



UL and the UL logo are Trademarks of UL © 2020

145

---

---

---

---

---

---

---

---

Code Requirements

International Building Code Requirements



UL and the UL logo are Trademarks of UL © 2020

146

---

---

---

---

---

---

---

---

Code Requirements  
Fire Dampers

- Section 717 of the 2015 IBC  
Ducts and Air Transfer Openings
- 717.5 – Penetrations of fire walls, fire barriers, shaft enclosures and fire partitions by duct or air transfer opening shall be protected by the appropriate **Damper**



UL and the UL logo are Trademarks of UL © 2020

147

---

---

---

---

---

---

---

---



### Code Requirements Fire Dampers Cont.

- 717.6 – Penetrations of horizontal assemblies by duct or air transfer opening shall be protected by shaft enclosure
- 717.6.1 – Ducts connecting not more than two stories shall be protected with a fire damper or a firestop system
- 717.3 – Fire dampers shall be *listed* and *labeled* (tested) to ANSI/UL 555



UL and the UL logo are Trademarks of UL © 2020

148

---

---

---

---

---

---

---

---

### Code Requirements Fire Dampers Cont.

- 717.3.1 – Static or dynamic
- 717.3.2.1 – Minimum fire protection rating:
  - 1.5 hr when assembly rating is less than 3 hr
  - 3 hr when assembly rating is 3 hr or greater
- Fire dampers shall be *listed* and *labeled*
- Installed per mfrs instructions



UL and the UL logo are Trademarks of UL © 2020

149

---

---

---

---

---

---

---

---

### Code Requirements Smoke Dampers

- Section 717 of the 2015 IBC
- 717.5.3 – Penetrations of shaft enclosures, corridor walls, smoke barriers and smoke partition by duct or air transfer opening shall be protected by a smoke damper
- 717.3.2.2 – Leakage rating shall be Class I or II with a temperature rating of not less than 250°F



UL and the UL logo are Trademarks of UL © 2020

150

---

---

---

---

---

---

---

---



## Code Requirements Smoke Dampers Cont.

### SMOKE DAMPERS

Smoke dampers (leakage-rated dampers) are intended for the protection of openings in smoke barriers, or in engineered smoke-control systems as specified in ANSI/NFPA 90A. Smoke dampers are prescribed for use by codes such as the IBC, IMC and UMC.

Leakage ratings for smoke dampers are identified as Class Designation I, II or III as shown in the following table. Leakage ratings of the dampers are established at a minimum differential pressure of 4 in. water gauge (WG), across the closed damper. Leakage rates may also be established at higher differential pressures, in increments of 2 in. water gauge.

Maximum Leakage  
(CFM/ft<sup>2</sup>)

Class	4 In. WG	6 In. WG	8 In. WG	10 In. WG	12 In. WG
I	8.0	9.5	11.0	12.5	14.0
II	20.0	24.0	28.0	31.5	35.0
III	80.0	96.0	112.0	125.0	140.0

Leakage ratings for smoke dampers are determined at elevated temperatures. The elevated temperatures are in increments of 100°F with the minimum temperature being 250°F. Leakage ratings of smoke dampers are established based on test conditions using heated air.

Certified dampers are marked with respect to the Leakage Class at elevated test temperature.



UL and the UL logo are Trademarks of UL © 2020

151

---

---

---

---

---

---

---

---

---

---

---

---

## Code Requirements Smoke Dampers Cont.

- 717.3 – Smoke dampers shall be *listed* and *labeled* (tested) to ANSI/UL 555S
- Also used to control pressure differentials in smoke control systems
- Smoke dampers shall be listed and labeled
- Installed per mfrs instructions



UL and the UL logo are Trademarks of UL © 2020

152

---

---

---

---

---

---

---

---

---

---

---

---

## Code Requirements Combination Dampers

- 717.3 Dampers that meet the requirements of both a fire damper and a smoke damper
- Tested per ANSI/UL 555 and 555S
- Combination dampers shall be *listed* and *labeled*
- Installed per mfrs instructions



UL and the UL logo are Trademarks of UL © 2020

153

---

---

---

---

---

---

---

---

---

---

---

---



### Corridor Dampers

- Used in ceilings of exit corridors where ceiling is constructed as required for corridor walls per Section 708.4, Exception 3
- Designed to be installed in horizontal “wall”
- Operation specified in 2015 IBC Section 717.3.3.5 – actuation as a fire damper (717.3.3.1) and smoke damper (717.3.3.2)



UL and the UL logo are Trademarks of UL © 2020

154

---

---

---

---

---

---

---

---

### Corridor Dampers Cont.

- Combination fire damper and smoke damper
  - 1 hr fire rated
  - Leakage rating shall be Class I or II with a temperature rating of not less than 250°F
  - Must close when subjected to 150 fpm velocity across the face of the damper during fire exposure



UL and the UL logo are Trademarks of UL © 2020

155

---

---

---

---

---

---

---

---

### Corridor Dampers Cont.

- Corridor dampers shall be *listed* and *labeled* to UL 555 and UL 555C as per 717.3.1 (5)
- Installed per mfrs instructions



UL and the UL logo are Trademarks of UL © 2020

156

---

---

---

---

---

---

---

---



### Code Requirements Ceiling Radiation Dampers

- 717.6.2 – Used in fire resistive floor-ceiling and roof-ceiling assemblies where duct penetrates membrane ceiling
- Intent is to minimize heat transfer into concealed space



UL and the UL logo are Trademarks of UL © 2020

157

---

---

---

---

---

---

---

---

### Code Requirements Cont. Ceiling Radiation Dampers

- In acoustical ceilings, performance compared to generic hinged blade damper in accordance with UL 555C
  - Listings permit substitution of ceiling radiation damper for generic hinged blade damper specified in the design
  - If hinged blade damper is not specified in design, no ceiling radiation damper may be substituted into the design



UL and the UL logo are Trademarks of UL © 2020

158

---

---

---

---

---

---

---

---

### Code Requirements Cont. Ceiling Radiation Dampers

- In gypsum ceilings, ceiling radiation dampers may be tested as part of floor-ceiling or roof-ceiling assembly in accordance with ASTM E119 or UL 263
  - Ceiling radiation damper may be used only if specified in the design
  - Design will specify manufacturer and designation of the ceiling radiation damper(s) which may be used



UL and the UL logo are Trademarks of UL © 2020

159

---

---

---

---

---

---

---

---



### Code Requirements Cont. Ceiling Radiation Dampers

- Ceiling radiation dampers shall be *listed* and *labeled* 2015 IBC 717.3.1(4)
- Installed per mfrs instructions



UL and the UL logo are Trademarks of UL © 2020

160

---

---

---

---

---

---

---

---

### Questions / Comments



UL and the UL logo are Trademarks of UL © 2020

161

---

---

---

---

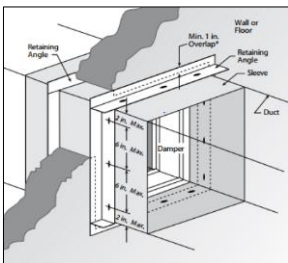
---

---

---

---

### Damper Installation Considerations



UL and the UL logo are Trademarks of UL © 2020

162

---

---

---

---

---

---

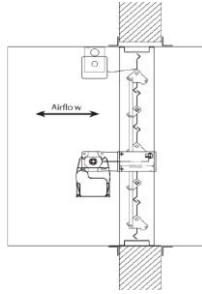
---

---



### What Makes a Code Compliant Installation?

- Fire and/or smoke rated barrier
- Correct *listed* damper
- Installation in accordance with manufacturer's installation instructions



UL and the UL logo are Trademarks of UL © 2020

163

---

---

---

---

---

---

---

---

### What is the Correct Damper? Type

- Damper Type
  - Fire Damper
  - Smoke Damper
  - Combination Damper
  - Corridor Damper
  - Ceiling Radiation Damper



UL and the UL logo are Trademarks of UL © 2020

164

---

---

---

---

---

---

---

---

### What is the Correct Damper? Product Labels



UL and the UL logo are Trademarks of UL © 2020

165

---

---

---

---

---

---

---

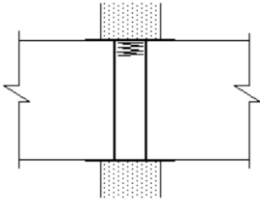
---



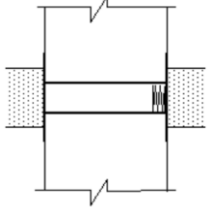
**What is the Correct Damper?  
Orientation**

---


**Fire, Smoke and Combination Dampers**



**Vertical**



**Horizontal**



UL and the UL logo are Trademarks of UL © 2020

166

---

---

---

---

---

---

---

---


---

---

**What is the Correct Damper?  
Damper Size**

---

- Listings of fire (static and dynamic), smoke, combination and corridor damper will specify maximum size for a single section and for multiple sections
- Listing of ceiling radiation dampers will specify the maximum size (rectangular or circular) of damper



UL and the UL logo are Trademarks of UL © 2020

167

---

---

---

---

---

---

---

---

---


---

**What is the Correct Damper?  
Air Flow Conditions**

---

**Fire and Ceiling Radiation Dampers**

- **Static**
  - For use with HVAC systems that automatically shut down in the event of a fire
- **Dynamic**
  - For use with HVAC systems that remain operational during a fire
  - Tested to demonstrate ability to close under air flow conditions
  - Pressure and flow ratings must match installation



UL and the UL logo are Trademarks of UL © 2020

168

---

---

---

---

---

---

---

---

---

---





### What is the Correct Damper? Air Flow Conditions

#### Dynamic Fire, Smoke, Combination and Corridor Dampers

- Listings state maximum air flow and pressure ratings
- Field installations conditions must match listing



UL and the UL logo are Trademarks of UL © 2020

169

---

---

---

---

---

---

---

---

### What is the Correct Damper? Performance Criteria

- Static fire dampers
  - Hourly rating
  - Actuation temperature
    - Approx 50°F above duct operating temperature, but not less than 160°F per IBC



UL and the UL logo are Trademarks of UL © 2020

170

---

---

---

---

---

---

---

---

### What is the Correct Damper? Performance Criteria Cont.

- Dynamic fire dampers
  - Hourly rating
  - Actuation temperature
    - Approx 50°F above duct operating temperature, but not less than 160°F per IBC
    - Not more than 350°F where located in smoke control system per IBC



UL and the UL logo are Trademarks of UL © 2020

171

---

---

---

---

---

---

---

---



### What is the Correct Damper? Performance Criteria Cont.

- Smoke dampers
  - Leakage rating (2015 IBC 717.3.2.2)
    - Class I or II per IBC
    - Elevated temperature rating not less than 250°F
  - Actuation conditions (717.3.3.2)
    - Smoke detectors
    - Smoke control system



UL and the UL logo are Trademarks of UL © 2020

172

---

---

---

---

---

---

---

---

### What is the Correct Damper? Performance Criteria Cont.

- Combination dampers
  - In accordance with requirements of dynamic fire and smoke dampers (2015 IBC 717.3.3.3)



UL and the UL logo are Trademarks of UL © 2020

173

---

---

---

---

---

---

---

---

### What is the Correct Damper? Performance Criteria Cont.

- Corridor dampers 2015 IBC 717.3.1(5)
  - 1 hr fire rating
  - Leakage rating
    - Class I or II
    - Elevated temperature rating of not less than 250°F
  - Must close when subjected to 150 fpm velocity across the face of the damper during fire exposure



UL and the UL logo are Trademarks of UL © 2020

174

---

---

---

---

---

---

---

---



### What is the Correct Damper? Performance Criteria Cont.

- Ceiling radiation dampers
  - Hourly rating
  - Actuation temperature
    - 50°F above duct operating temperature, but not less than 160°F per 2015 IBC (717.3.3.4)



UL and the UL logo are Trademarks of UL © 2020

175

---

---

---

---

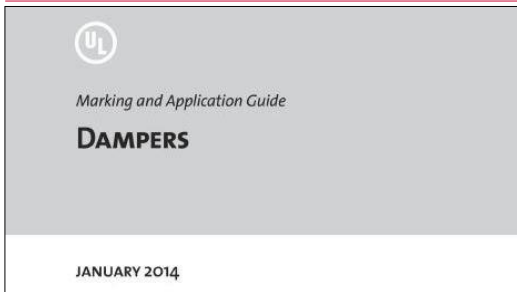
---

---

---

---

### Installation Code



UL and the UL logo are Trademarks of UL © 2020

176

---

---

---

---

---

---

---

---

### Questions / Comments



UL and the UL logo are Trademarks of UL © 2020

177

---

---

---

---

---

---

---

---



## Fire-Resistance-Rated Construction

### Plan Review



UL and the UL logo are Trademarks of UL © 2020

178

---

---

---

---

---

---

---

---

---

---

## For the Architect / Contractor

Design No. U411  
May 26, 2012  
Nonbearing Wall Rating - 2 HR

**UL Designs serve two roles:**

**1) Evidence of compliance**

1. Floor and Ceiling Runner - (See Sheet) - Min. 24 MSG galv. steel, 1 in. return legs, 2-1/2 in. deep (min), attached to floor and ceiling with fasteners 24 in. OC max.

**2) A set of build-instructions**

ALLSTEEL & GYPSUM PRODUCTS INC. - Type SUPREME Framing System  
CALIFORNIA EXPANDED METAL PRODUCTS CO. - Vipeq20™ Track  
CONSOLIDATED FABRICATORS CORP. BUILDING PRODUCTS DIV. - Type SUPREME Framing System



UL and the UL logo are Trademarks of UL © 2020

179

---

---

---

---

---

---

---

---

---

---

## For the Building Official

Design No. U411  
May 26, 2012  
Nonbearing Wall Rating - 2 HR

**UL Designs serve two roles:**

**1) Evidence of compliance**

1. Floor and Ceiling Runner - (See Sheet) - Min. 24 MSG galv. steel, 1 in. return legs, 2-1/2 in. deep (min), attached to floor and ceiling with fasteners 24 in. OC max.

**2) Document by which to inspect**

ALLSTEEL & GYPSUM PRODUCTS INC. - Type SUPREME Framing System  
CALIFORNIA EXPANDED METAL PRODUCTS CO. - Vipeq20™ Track  
CONSOLIDATED FABRICATORS CORP. BUILDING PRODUCTS DIV. - Type SUPREME Framing System



UL and the UL logo are Trademarks of UL © 2020

180

---

---

---

---

---

---

---

---

---

---



### Plan Review

- 107.2.1 - Construction documents shall be of sufficient clarity to indicate the location, nature and extent of the work proposed and show in detail that it will conform to the provisions of this code ...



UL and the UL logo are Trademarks of UL © 2020

181

---

---

---

---

---

---

---

---

### Plan Review Cont.

- Details showing compliance with the fire-resistive requirements of the IBC should be included on the plans and in the specifications
- Recommended that the UL designs (or others) be imported into the plans
- Importing designs into plans does NOT violate UL copyright requirements



UL and the UL logo are Trademarks of UL © 2020

182

---

---

---

---

---

---

---

---

### Plan Review Cont.

- Review proposed fire-resistance-rated assemblies for compliance with code
  - Hourly rating requirement
  - Type of Construction
  - Details of assemblies proposed relative to actual construction
  - Consider variations identified relative to permitted substitutions stated in the UL Fire Resistance Guide Information



UL and the UL logo are Trademarks of UL © 2020

183

---

---

---

---

---

---

---

---



### Plan Review Cont.

- Consider need for engineering judgments if permitted by department policy
- Consider need for special inspections as required by code and/or by department policy



UL and the UL logo are Trademarks of UL © 2020

184

---

---

---

---

---

---

---

---

### Questions / Comments



UL and the UL logo are Trademarks of UL © 2020

185

---

---

---

---

---

---

---

---

### Fire-Resistance-Rated Construction

Inspection  
Process  
New Construction



UL and the UL logo are Trademarks of UL © 2020

186

---

---

---

---

---

---

---

---



## Inspection of Fire-Resistance-Rated Assemblies

- Inspections typically done by CEO, but may be inspected by an approved agency or individual
- Verifies approved design is being used
- Verifies assembly is being constructed in accordance with the approved design



UL and the UL logo are Trademarks of UL © 2020

187

---

---

---

---

---

---

---

---

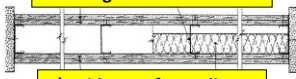
---

---

## For the Architect / Contractor

Design No. U411  
May 26, 2012  
Nonbearing Wall Rating - 2 HR

**UL Designs serve two roles:**



**1) Evidence of compliance**

1. Floor and Ceiling Beams - (See Sheet) - Min. 24 HPS galv steel, 1 in. return legs, 2-1/2 in. deep (min), attached to floor and ceiling with fasteners 24 in. OC max.

**2) A set of build-instructions**

ALLSTEEL & GYPSUM PRODUCTS INC. - Type SUPRFR Framing System  
CALIFORNIA EXPANDED METAL PRODUCTS CO. - Vipeq20™ Track  
CONSOLIDATED FABRICATORS CORP. BUILDING PRODUCTS DIV. - Type SUPRFR Framing System



UL and the UL logo are Trademarks of UL © 2020

188

---

---

---

---

---

---

---

---

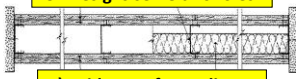
---

---

## For the Certified Code Official

Design No. U411  
May 26, 2012  
Nonbearing Wall Rating - 2 HR

**UL Designs serve two roles:**



**1) Evidence of compliance**

1. Floor and Ceiling Beams - (See Sheet) - Min. 24 HPS galv steel, 1 in. return legs, 2-1/2 in. deep (min), attached to floor and ceiling with fasteners 24 in. OC max.

**2) Document by which to inspect**

ALLSTEEL & GYPSUM PRODUCTS INC. - Type SUPRFR Framing System  
CALIFORNIA EXPANDED METAL PRODUCTS CO. - Vipeq20™ Track  
CONSOLIDATED FABRICATORS CORP. BUILDING PRODUCTS DIV. - Type SUPRFR Framing System



UL and the UL logo are Trademarks of UL © 2020

189

---

---

---

---

---

---

---

---

---

---



### Pre-Construction Meeting

- Review selected designs
- Obtain engineering judgments as needed
- Establish inspection guidelines and expectations
- Establish work and inspection schedules
- Review qualifications /experience of contractors



UL and the UL logo are Trademarks of UL © 2020

190

---

---

---

---

---

---

---

---

### Pre-Inspection

- Require construction documents that detail all fire-resistance-rated assemblies
- Obtain copies of all fire-resistance-rated designs
- Develop a plan to inspect each assembly at the appropriate times during the construction process



UL and the UL logo are Trademarks of UL © 2020

191

---

---

---

---

---

---

---

---

### At the Inspection Site

- Have your inspection tools such as a flashlight, coring device, depth gauge, calipers, tape measure, etc.
- Review the general layout of the assembly
- Verify the building materials being utilized match those described in the approved design



UL and the UL logo are Trademarks of UL © 2020

192

---

---

---

---

---

---

---

---





### At the Inspection Site Cont.

- For board products, verify the type, manufacturer, thickness and orientation match what is described in the approved design
- Verify fastener type, size and spacing for compliance with the approved design
- For insulation products, verify the type, manufacturer, thickness and density match what is described in the approved design



UL and the UL logo are Trademarks of UL © 2020

193

---

---

---

---

---

---

---

---

### At the Inspection Site Cont.

- Verify that the approved third party testing agency's labels are on the products, empty containers or boxes
- When necessary conduct destructive evaluations on the assemblies
- During the inspection have the contractor follow along to repair assemblies after destructive testing



UL and the UL logo are Trademarks of UL © 2020

194

---

---

---

---

---

---

---

---

### Marking and Identification

#### IBC Section 703.7 requires:

- Marking in accessible concealed spaces of:
  - ✓ Fire Walls, Fire Barriers or Fire Partitions
  - ✓ Smoke Barriers or Smoke Partitions
  - ✓ Floor-Ceiling or Horizontal assembly
- Assembly Rating Sign: "Protect all Openings"
  - ✓ Within 15 ft of end of wall
  - ✓ Intervals not exceeding 30 feet



UL and the UL logo are Trademarks of UL © 2020

195

---

---

---

---

---


---

---

---



**Questions / Comments**



UL and the UL logo are Trademarks of UL © 2020 196

---

---

---

---

---

---

---

---

**Fire-Resistance-Rated Construction**

---

Inspection  
Process  
Existing Buildings  
Alterations,  
Additions



UL and the UL logo are Trademarks of UL © 2020 197

---

---

---

---

---

---

---

---

**Passive Fire Protection**

---

The IBC takes a systematic approach to building fire protection, including:

1. **Passive Fire Protection**  
**Fire Area** = The aggregate floor area enclosed and bounded by fire walls, fire barriers, exterior walls or horizontal assemblies of a building.
2. **Active Fire Protection**  
**Fire Protection System** = Approved devices, equipment and systems or combinations of systems used to detect a fire, activate an alarm, extinguish or control a fire, control or manage smoke and products of a fire or any combination thereof.
3. **Reasonable level of redundancy; inspection, testing & maintenance**

UL and the UL logo are Trademarks of UL © 2020 198

---

---

---

---

---

---

---

---



### IFC Chapter 7 Section 703.1

- Requires Maintenance of:
  - ✓ Walls & Floors
  - ✓ Fire and Smoke Barriers and Partitions
  - ✓ Firestops
  - ✓ Shaft enclosures
  - ✓ Fire resistive coatings/SFRM
  - ✓ Joint systems
- Requires annual visual inspection by owner
- Repaired, restored or replaced when damaged



UL and the UL logo are Trademarks of UL © 2020

199

---

---

---

---

---

---

---

---

### IFC Chapter 7

- 703.2 Opening Protectives maintained in accordance with NFPA 80
- 703.2.1 Signage – Fire Doors
- 703..2.2 Hold-open Devices
- 703.3 Ceilings (prohibited items from rated ceiling)

Just an FYI – Significant changes to 2018



UL and the UL logo are Trademarks of UL © 2020

200

---

---

---

---

---

---

---

---

### Code Compliant?



UL and the UL logo are Trademarks of UL © 2020

201

---

---

---

---

---

---

---

---



### Code Compliant?



UL and the UL logo are Trademarks of UL © 2020

202

---

---

---

---

---

---

---

---

### Reference Materials

- ASTM E 736 – “Standard Test Method for Cohesion / Adhesion of Sprayed Fire Resistive Materials Applied to Structural Members”
- ASTM E 605 – “Standard Test Methods for Thickness and Density of Sprayed Fire Resistive Material Applied to Structural Members”



UL and the UL logo are Trademarks of UL © 2020

203

---

---

---

---

---

---

---

---

### Reference Materials Cont.

- Association of Wall and Ceiling Industry – *Technical Manuals 12, 12-A and 12-B*
- Gypsum Association – *Fire Resistance Design Manual*
- International Firestop Council Video – *Inspecting Firestop for Compliance*



UL and the UL logo are Trademarks of UL © 2020

204

---

---

---

---

---

---

---

---



### Available Resources

- Fire Safe North America (FSNA) – [www.firesafenorthamerica.org](http://www.firesafenorthamerica.org)
- Association of Wall and Ceilings Industry (AWCI) – [www.awci.org](http://www.awci.org)
- Gypsum Association (GA) – [www.gypsum.org](http://www.gypsum.org)



UL and the UL logo are Trademarks of UL © 2020

205

---

---

---

---

---

---

---

---

### Additional Resources

- Firestop Contractors International Association [www.FCIA.org](http://www.FCIA.org)
- National Fireproofing Contractors Association [www.NFCA-online.org](http://www.NFCA-online.org)



UL and the UL logo are Trademarks of UL © 2020

206

---

---

---

---

---

---

---

---

### Questions / Comments



UL and the UL logo are Trademarks of UL © 2020

207

---

---

---

---

---

---

---

---



**UL Resources for Code Compliance**

**UL's Online Search Tools**





---

---

---

---

---


---

---

---

**Organization Under Each Product Area**

- Guide Information
- Designs, Systems or Assemblies
- Product Categories (indexed by manufacturer's names)



UL and the UL logo are Trademarks of UL © 2020

209

---

---

---

---

---


---

---

---

**Guide Information**

- Equipment, materials or systems included in the Category
- Intended use, restrictions or supplemental information that apply
- Standard(s) used to evaluate products under the Category
- Listing or Classification Mark information for the Category



UL and the UL logo are Trademarks of UL © 2020

210

---

---

---

---

---

---

---

---



**NUMBERING SYSTEM FOR FIRE-RATED ASSEMBLIES**

Groups of Construction	TYPES OF PROTECTION								Unprotected	
	Membrane Protection									
	600-699	100-199	200-299	300-399	400-499	500-599	600-699	700-799	800-899	
Group A or B Concrete and Cellular Steel Floor	Concrete Grid System	(Reserved)	Exposed Grid System	(Reserved)	(Reserved)	Metal Lath	Gypsum Board	Misc.	Spray-applied Fire-resistant Material	Unprotected
C - Glazing Systems	(Reserved)	(Reserved)	(Reserved)	(Reserved)	(Reserved)	(Reserved)	(Reserved)	(Reserved)	(Reserved)	Unprotected
D 2" or 4" Concrete and Steel Floor Units	Concrete Grid System	(Reserved)	Exposed Grid System	Mineral and Fiber Boards	Metal Lath	Gypsum Board	Mastic and nonumest Coatings	Misc.	Spray-applied Fire-resistant Material	Unprotected
D or H Concrete and Steel Joists	Concrete Grid System	(Reserved)	Exposed Grid System	Mineral and Fiber Boards	Metal Lath	Gypsum Board	Misc.	Spray-applied Fire-resistant Material	(Reserved)	Unprotected
I - Non-load-bearing Horizontal Barrier	(Reserved)	(Reserved)	(Reserved)	(Reserved)	(Reserved)	Gypsum Board	(Reserved)	(Reserved)	(Reserved)	(Reserved)
J or K Concrete	Concrete Grid System	(Reserved)	Exposed Grid System	Mineral and Fiber Boards	Metal Lath	Gypsum Board	Misc.	Spray-applied Fire-resistant Material	(Reserved)	Unprotected
L or M Wood Joist or Composite Wood and	Concrete Grid System	(Reserved)	Exposed Grid System	(Reserved)	Metal Lath	Gypsum Board	Misc.	Spray-applied Fire-resistant Material	(Reserved)	Unprotected

211

---

---

---

---

---

---

---

---

---

---

---

---

## Designs

- Each design contains specific construction features
- Many designs contain various options and various ratings
- Must be followed exactly for rating to apply

212

---

---

---

---

---

---

---

---

---

---

---

---

## UL Product iQ

*Works Best with Chrome*

213

---

---

---

---

---

---

---

---

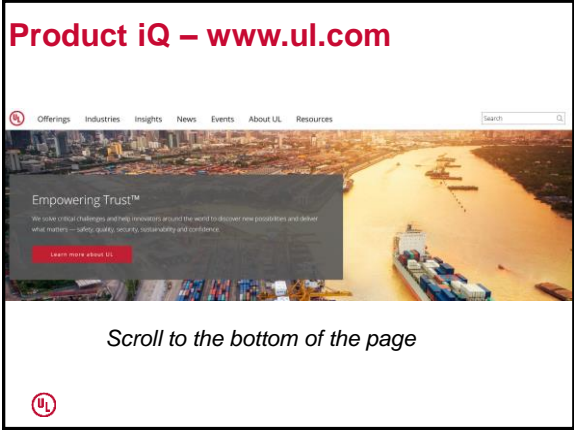
---

---

---

---






---

---

---

---

---

---

---

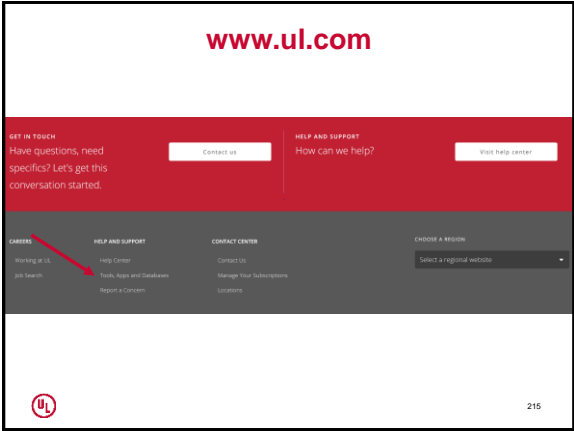
---

---

---

---

---




---

---

---

---

---

---

---

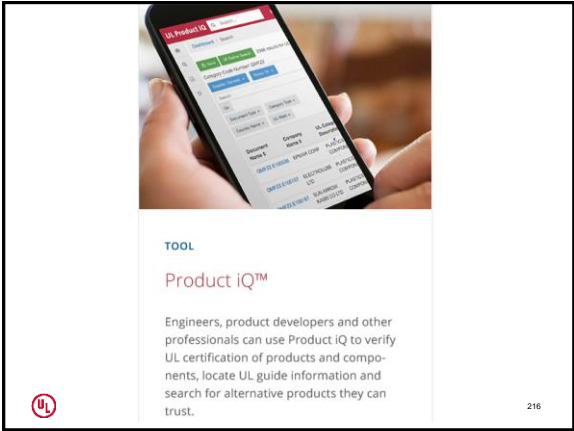
---

---

---

---

---




---

---

---

---

---

---

---

---

---

---

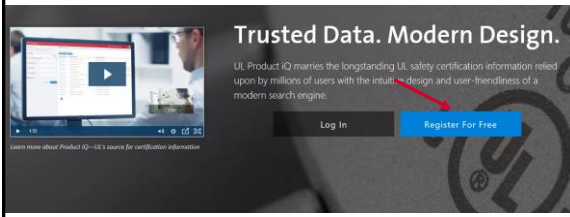
---

---






## Product iQ Cont.



**Trusted Data. Modern Design.**

UL Product iQ marries the longstanding UL safety certification information relied upon by millions of users with the intuitive design and user-friendliness of a modern search engine.

Log In Register For Free



---

---

---

---

---

---

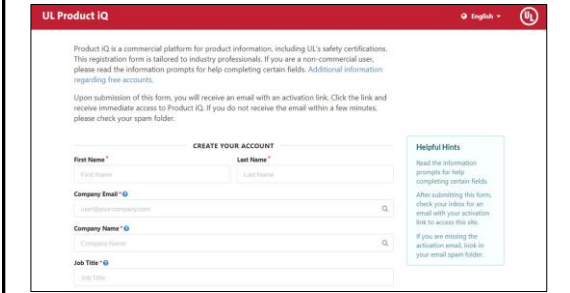
---

---

---

---

## Product iQ Cont.



**UL Product iQ** English

Product iQ is a commercial platform for product information, including UL's safety certifications. This registration form is tailored to industry professionals. If you are a non-commercial user, please read the information prompts for help completing certain fields. Additional information regarding free accounts:

Upon submission of this form, you will receive an email with an activation link. Click the link and receive immediate access to Product iQ. If you do not receive the email within a few minutes, please check your spam folder.

**CREATE YOUR ACCOUNT**

First Name\* Last Name\*  
 (required) (required)

Company Email\* (required)  
 (required)

Company Name\* (required)  
 (required)


Job Title\* (required)  
 (required)

**Helpful Hints**

Read the information prompts for help completing certain fields.

After submitting the form, check your inbox for an email with your activation link to access the site.

If you are missing the activation email, look in your email spam folder.



---

---

---

---

---

---

---


---

---

---

## Product iQ – UL's New Online Directory

- ✓ Helps you achieve code compliance
- ✓ Is continuously updated
- ✓ Requires registration to create user account
- ✓ Basic Service – no charge for use
- ✓ Paid Subscription Service provides more features
- ✓ [www.ul.com/PIQ](http://www.ul.com/PIQ)



---

---

---

---

---

---

---

---

---

---



**Why is UL replacing the current Online Certifications Directory?**

- Digital Transformation – Product iQ meets growing demands of a digital world
- Modern search engine platform – Offers a better experience, more relevant information and multiple new user features
- Same information as the old platform
- No impact on testing results or certifications




---

---

---

---

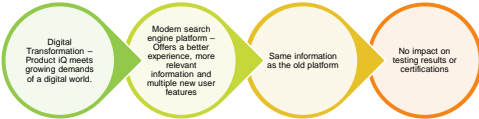
---

---

---

---

**Why is UL Replacing the Online Certifications Directory?**




---

---

---

---

---

---

---

---

**Product iQ Cont.**




---

---

---

---

---

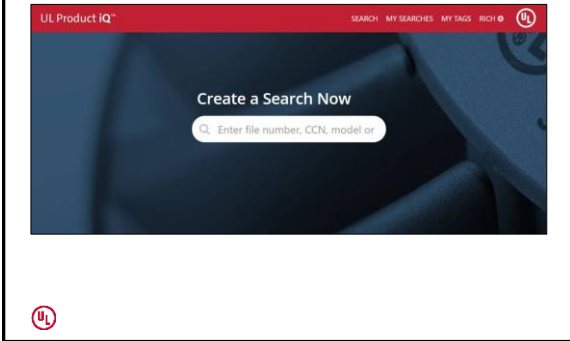
---

---

---



## Product iQ Cont. Smart Search



---

---

---

---

---

---

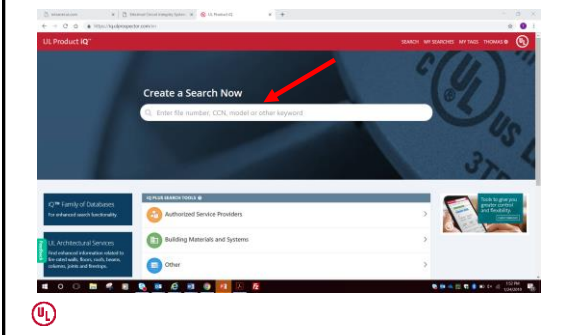
---

---

---

---

## Keyword Search- One Field For Almost Everything



---

---

---

---

---

---

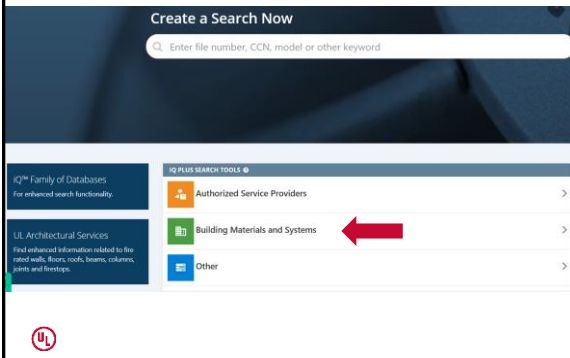
---

---

---

---

## Product iQ Home page



---

---

---

---

---

---

---

---

---

---

### Product IQ Cont. iQ Plus Search

UL Product IQ

**Building Materials and Systems**

Search for designs, systems, assemblies, and products that include, or are related to, hourly fire-resistance ratings.

**Dampers**  
The category Dampers for Fire Barriers and Smoke Applications covers fire dampers, smoke dampers, fire-rated dampers, combination fire and smoke dampers (fire and leakage-rated dampers), and control dampers.

**Electrical Circuit Protective Systems (EPCS)**  
Electrical Circuit Protective Systems consist of components and materials that are intended for installation as protection for specific electrical wiring systems, with respect to the disruption of electrical circuit integrity upon exterior fire exposure.

**Fire Door and Fire Window Related Certifications**  
Fire door assemblies and window assemblies are certification marks and the fire ratings for fire resistance and fire control assemblies that are from complete fire-rated building assemblies with these assemblies.

**Fire Rated Roofs, Walls, Floors, Beams and Columns**  
This category covers fire ratings for ceiling, beams, columns, walls and partitions investigated for an hourly fire-resistance rating.

**Fire-rated Grease Duct Assemblies**  
Fire-rated Grease Duct Assemblies

**Fire-resistance Ratings of Structural Steel Used in Petrochemical Facilities**  
This category covers hourly fire-resistance ratings of steel columns intended for use as a portion of a facility investigated using a roof-top fire exposure.




---

---

---

---

---

---

---

---

---

---

### Product IQ Cont. iQ Plus Search

UL Product IQ

**Firestop Systems**  
This category covers firestop systems, which are specific constructions consisting of a wall or floor assembly, a penetrating item passing through an opening in the wall or floor assembly, and the material designed to prevent the spread of fire.

**Firestop Systems for Canada**  
This category covers firestop systems, which are specific constructions consisting of a wall or floor assembly, a penetrating item passing through an opening in the wall or floor assembly, and the material designed to prevent the spread of fire.

**Insulation Code Search**  
Search for UL Certified products by insulation code. Select your master installation code and refer to Section 55 Certified products for Code compliant installations.

**Joint Systems**  
This category covers joint systems, which are specific constructions consisting of adjacent fire-resistance rated wall or floor assemblies and the materials designed to prevent the spread of fire through a linear opening between the wall and/or floor.

**Penetrator Fire Containment Systems**  
A penetrator fire containment system is a specific construction consisting of a floor with an hourly fire enclosure rating, an exterior surface wall with its hourly fire enclosure rating, and the fire-rated material between the floor and the exterior wall.

**Qualified Firestop Contractors (QFSC)**  
**Roof Deck Constructions**  
This category covers roof deck constructions investigated as to the spread of fire on the underside and/or resistance to wind uplift forces.

**Splitter Identification Number**




---

---

---

---

---

---

---

---

---

---

### Product IQ Cont. iQ Plus Search

UL Product IQ

**Thermal Barrier Systems (TBS)**  
This category covers thermal barrier systems consisting of components and materials intended for installation as protection for one-hour using systems used in the individual systems. These systems are investigated with respect to their ability to resist the spread of fire from one compartment to another without the aid of the opening.

**UL Evaluation Reports**

**Ventilation Duct Assemblies**  
This category covers the fire-resistance performance of ventilation duct assemblies. These assemblies are investigated with respect to their ability to resist the spread of fire from one compartment to another without the aid of the opening.

**Windstorm Rated Building Products**  
This category covers windstorm-rated exterior building products intended to protect the exterior envelope of structures in the event of hurricanes or typhoons.

Other

**PIQ SEARCH INFO**

229327 Document Count

15 Jan, 2019 last Update

68474 Company Listed




---

---

---

---

---

---

---

---

---


---



## UL Product iQ Search

iQ Plus Search under Building Materials and Systems for fire-resistance-rated wall design based on specific parameters

- Wood stud/gypsum board wall assembly
- 2 hour rating
- Gypsum board supplied by the United States Gypsum Company


---

---

---

---

---

---

---

---

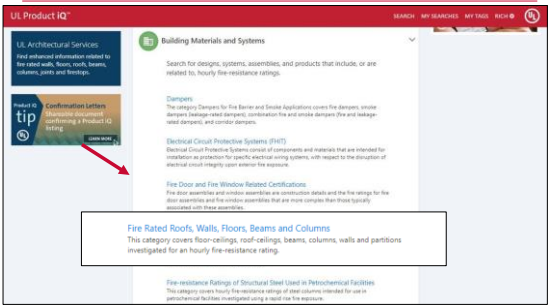
---

---

---

---

## Product iQ Search



**Building Materials and Systems**

Search for designs, systems, assemblies, and products that include, or are related to, hourly fire-resistance ratings.

**Fire Rated Roofs, Walls, Floors, Beams and Columns**  
This category covers floor-ceings, roof-ceings, beams, columns, walls and partitions investigated for an hourly fire-resistance rating.

---

---

---

---

---

---

---

---

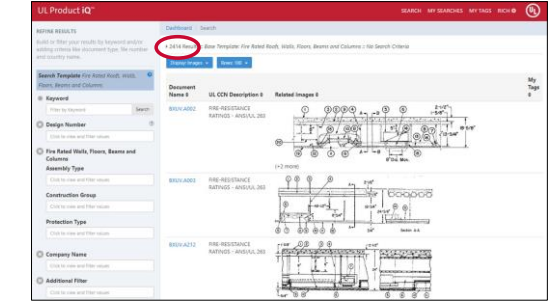
---

---

---

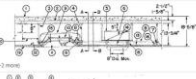
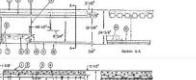

---


## Product iQ Search



Search Results

Search Criteria: Fire Rated Roofs, Walls, Floors, Beams and Columns

Document Name	UL CCH Description	Related Images
EW14002	FIRE RESISTANCE RATED - AW14/LA 202	
EW14003	FIRE RESISTANCE RATED - AW14/LA 202	
EW14023	FIRE RESISTANCE RATED - AW14/LA 202	




---

---

---

---

---

---

---

---

---

---

---

---



## Product iQ Search

Also added 2 hr as required rating

---

---

---

---

---

---

---

---

---

---

## Product iQ Search

---

---

---

---

---

---

---

---

---

---

## Product iQ Cont.

iQ Plus Search under Building Materials and Systems based on specific code requirements

- Looking for a Smoke Alarm which complies with the requirements of the 2015 edition of the International Residential Code, Section R314.1.1

---

---

---

---

---

---

---

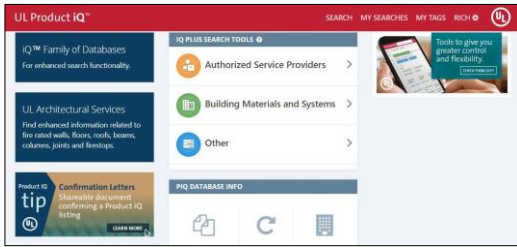
---

---

---



## Product iQ Cont.




---

---

---

---

---

---

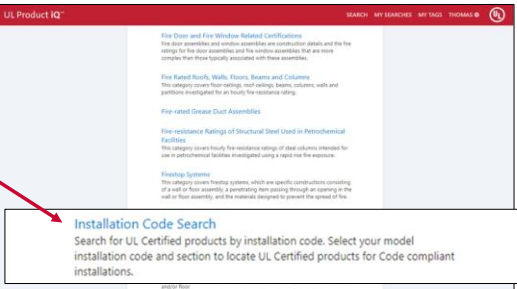
---

---

---

---

## Product iQ Cont.




---

---

---

---

---

---

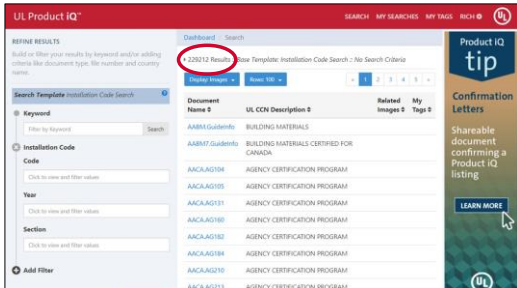
---

---

---

---

## Product iQ Cont.




---

---

---

---

---

---

---

---

---

---



### Product IQ Cont.

This screenshot shows the UL Product IQ search results page. The search criteria include 'Smoke Alarms', 'UL Category Control Number: UTGT', 'Document Type: Guide Info', and 'Year: 2015'. The results table shows one entry: 'UL CCN Description: CARBON MONOXIDE ALARMS, SINGLE AND MULTIPLE STATION'. A red circle highlights the '1 of 1' result count. A 'tip' box on the right says 'Product IQ Guided Keyword Search Intuitive keyword suggestions to expedite your search'. A 'Learn More' button is also visible.

---

---

---

---

---

---

---

---

---

---

### Product IQ Cont.

This screenshot shows the document details page for 'SMOKE ALARMS'. The document type is 'Guide Info'. The description is '[Signal and Fire Alarm Equipment and Services] (Fire Alarm Devices, Single and Multiple Station, and Accessories) Smoke Alarms'. A red arrow points to the 'View UL Certified Products' link. A 'USE' section at the bottom states: 'This category covers single- and multiple-station smoke alarms intended to be employed in indoor locations where sensitivity testing and maintenance of alarms per section 16.4.4 of ANSI/NFPA 72, "National Fire Alarm Code" (2007), is required by code, Authorities Having Jurisdiction, or other requirement.'

---

---

---

---

---

---

---

---

---

---

### Product IQ Cont.

This screenshot shows the UL Product IQ search results page for 'UL Category Control Number: UTGT'. The results table lists several entries from various companies like ADEC B PARTNER AG, APPLIED FIRE TECHNOLOGIES L L C, CLAMAX TECHNOLOGY CO LTD, and EDWARDS A UNIT WITHIN UTC FIRE & SECURITY AMERICAS CORPORATION INC. A red arrow points to the 'UL Category Control Number' filter. A 'tip' box on the right says 'Quickly access certification letters with an approved Product IQ account'. A 'Learn More' button is also visible.

---

---

---

---

---

---

---

---

---

---





# Product iQ Cont.

UL Product iQ™ SEARCH MY SEARCHES MY TAGS RICH # UL

### Single- and Multiple-station Smoke Alarms

See General information for Single- and Multiple-station Smoke Alarms.

**ADEC & PARTNER AG** \$35629  
 Stationbuchmesse 10  
 8000 Pfaffikon SZ, SWITZERLAND  
 Remote receiver base, Model ABC for use with Model 123.


Type	Principle	Supply Connection	Model No.	Date of Manufacture	Time of Manufacture Firmware Version	Firmware Version Update
SS, TN	Photo	200k, Battery	Guardian 691-1014, Guardian 691-1013		1.0.02	

**Date of Manufacture** identifies the manufacturing start date of all product models that will use the specific Time of Manufacture Firmware Version. The date of manufacture is noncoded and in the format YEAR (in 4 digits), MONTH (in letters), DAY (in 2 digits).

**Time of Manufacture Firmware Version** identifies a numerical and/or alphabetic series designation that is product and date-code specific and will only identify the Firmware Version at the time the product was manufactured. The numeric and/or alphabetic sequence is defined by the manufacturer.

**Firmware Version Update** is a numerical and/or alphabetic sequential identification that is product and date-code specific and sequentially identifies the Firmware Version Update from the previous version of firmware. The numerical and/or alphabetic sequence is defined by the manufacturer.

Codes:  
 SS - Single station  
 MS - Multiple station




---

---

---

---

---

---

---

---

---

---

# Questions?

UL Product iQ™ SEARCH MY SEARCHES MY TAGS

SEARCH RESULTS

Build on filter your results by keyword and/or adding more filter information (type, the number and country name).

Search Template: **ESD&R-WAF Systems**

Keyword:

System Number:

Company Name:


Filter:

1-19 Results | Filter | Sortable | Exterior WAF Systems | No Search Criteria

Document Name #	Company Name #	UL CEN Description #	My Tags #
PW01000001	ABROGAL LLC ATA COOP ATLAS OPS, DIV OF ATLAS ROOFING CORP CHORUS CORNING SCIENCE AND TECHNOLOGY LLC THE EDDY CHEMICAL CO TEBACCO INC UNITED STATES OPS&R&M CO	EXTERIOR WALL SYSTEMS	
PW01000002	ABROGAL LLC ATA COOP ATLAS OPS, DIV OF ATLAS ROOFING CORP CHORUS CORNING SCIENCE AND TECHNOLOGY LLC THE EDDY CHEMICAL CO TEBACCO INC UNITED STATES OPS&R&M CO	EXTERIOR WALL SYSTEMS	
QW010100	CENTRAL DISTRICT ALARM INC	CENTRAL STATION BURGULAR ALARM SYSTEMS	
QW010170	ADT LLC, BSA PROTECTION 1	CENTRAL STATION BURGULAR ALARM SYSTEMS	
QW010180	ENGINEERING PROTECTION SYSTEMS INC	CENTRAL STATION BURGULAR ALARM SYSTEMS	
QW010190	STANLEY CONVENTION SECURITY SOLUTIONS INC	CENTRAL STATION BURGULAR ALARM SYSTEMS	

1 of 19

YOUR QUESTIONS ANSWERED




---

---

---

---

---

---

---

---

---

---

# Questions / Comments





---

---

---

---

---

---

---

---

---

---





### Use of OEDM Training Materials

Use of Office of Education and Data Management (OEDM) training materials must be approved in writing by the State of Connecticut, Department of Administrative Services' Office of Communications. In approving of such use, the State of Connecticut assumes no liability associated with such use, including, but not limited to, the user's dissemination of any inaccurate information or interpretation in connection with its use of these training materials. Use of the training materials is at the sole risk of the user, and the State's approval of the use does not constitute an endorsement of the user or its intended use.

244

---

---

---

---

---

---

---

---

Thank You for Attending!!!

**Bruce E. Johnson**

*Codes and Advisory Services Department*  
UL

Bruce.Johnson@UL.com  
(631) 680-5174

[www.ul.com](http://www.ul.com)



245

---

---

---

---

---

---

---

---

