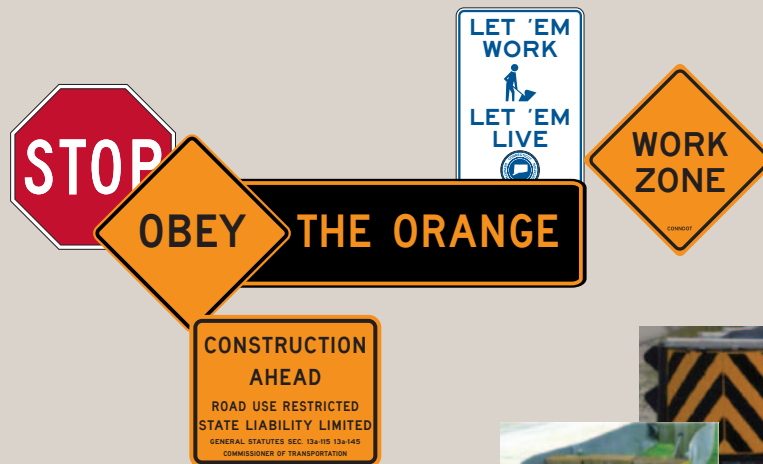



Correctional Enterprises of Connecticut



DECALS - REFLECTORS
ATTENUATORS - WORK ZONE
CONTRACT # 16PSX187



Dated: 20-MAY-2019

- SECTION-1

DECALS AND REFLECTORS

- SECTION-2




ATTENUATORS

- SECTION-3

WORK ZONE

SECTION-1

DECALS AND REFLECTORS CONTRACT # 16PSX187



Page	Desc	Manufacturing #	CM#
1-1	Decal 10" Round White Type 4 Reflective Blue Ink CT DOT	1899632	CM_2157_6132613
1-2	Decal 7.5" Round White Type 4 Reflective Blue Ink CT DOT	1552605	CM_2157_6132612
1-3	Decal Self Adhesive # 1 Reflective Blue 8" Tall For DOT District 1 Vehicles	200700255	CM_2157_1876885
1-4	Decal Self Adhesive # 2 Reflective Blue 8" Tall For DOT District 2 Vehicles	200700355	CM_2157_1876886
1-5	Decal Self Adhesive # 3 Reflective Blue 8" Tall For DOT District 3 Vehicles	200700455	CM_2157_1876887
1-6	Decal Self Adhesive # 4 Reflective Blue 8" Tall For DOT District 4 Vehicles	200700555	CM_2157_1876888
1-7	Decal Self Adhesive # 5 Reflective Blue 8" Tall For DOT District 5 Vehicles	200700655	CM_2157_1876889
1-8	Decal Self Adhesive Letter R Reflective Blue 8" For Repair Shop Vehicles	REPAIRSHOP	CM_2157_1938538
1-9	Decal Self Adhesive For Paint Solvent N.O.S.	93535	CM_2157_1899572
1-10	Decal Self Adhesive For Gasoline Can	93544	CM_2157_1627883
1-11	Decal Self Adhesive 5"X3.5" Diesel Fuel Yellow With Black Letters For Trucks And Equipment	Y81035	CM_2157_1899573
1-12	Decal Self Adhesive Dielectric Test		CM_2157_
1-13	Decal Self Adhesive Clearance For Trucks Yellow	200700755	CM_2157_1876890
1-14	Decal Self Adhesive Danger Moving Chain	DMCYELLOW	CM_2157_1899631
1-15	Decal Self Adhesive This Truck Makes Wide Turns 7"X17"	1897735	CM_2157_1899735
1-16	Reflector Delineator 4X4 Amber	200701055	CM_2157_1876893
1-17	Reflector Delineator 4X4 White	200700955	CM_2157_1876892
1-18	Reflector Delineator 4X4 Red	200701155	CM_2157_1876894
1-19	Reflector Delineator 4X4 Green		CM_2157_9009312
1-20	Reflector Object Marker 6"X12" Yellow	6X12AMBER	CM_2157_5411548
1-21	Reflector 2.5"X5" Amber High Intensity For Weak Post	2.5X5HIALA	CM_2157_1866511
1-22	Reflector 2.5"X5" White High Intensity For Weak Post	2.5X5HIALW	CM_2157_1866512
1-23	Reflectorized Delineator White High Intensity Aluminum For Metal Beam Rail	D651HIALW	CM_2157_2260569
1-24	Reflectorized Delineator Amber High Intensity Aluminum For Metal Beam Rail	D651HIALA	CM_2157_2260568
1-25	Reflector Barrier "L" Shape 5" W X 8" H With 3" Bend White	RL65X8W3W	CM_2157_4131358
1-26	Reflector Barrier "L" Shape 5" W X 8" H With 3" Bend Amber	RL65X8W3A	CM_2157_4131357
1-27	Reflector Merritt Parkway (White)	2007013	CM_2157_8486855
1-28	Reflector Merritt Parkway (Amber)	2007012	CM_2157_8486854
1-29	Reflector Box Beam (White)		CM_2157_
1-30	Sign Paddle Stop And Slow Reflective 24"X24" 8' Staff Separates In Two Pieces	CECPADDLESIGN	CM_2157_6836226



Title:

Products Made By CEC

Description:


INDEX OF DRAWINGS

Date:

20-MAY-2019


Page

1-i




Description: **Decal 10" Round White Type 4 Reflective Blue Ink CT DOT**

	Size:	10"	Sheeting Type:	Type IV (HIP)	Substrate:	N/A	Page
	Manufacture Part #:	1899632	Sheeting Color:	White	Date:	20-MAY-2019	
	CM#:	CM_2157_6132613	Print Color:	Blue (PMS 294C)	Scale:	Do Not Scale (Reference Only)	



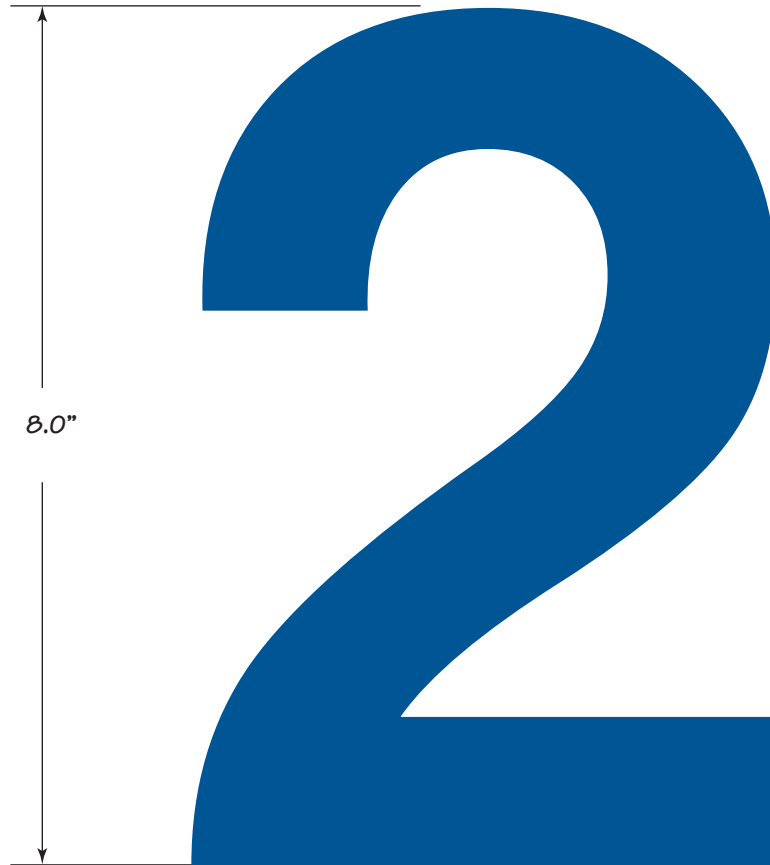
Description: **Decal 7.5" Round White Type 4 Reflective Blue Ink CT DOT**

	Size:	7.5"	Sheeting Type:	Type IV (HIP)	Substrate:	N/A	Page
	Manufacture Part #:	1552605	Sheeting Color:	White	Date:	20-MAY-2019	
	CM#:	CM_2157_6132612	Print Color:	Blue (PMS 294C)	Scale:	Do Not Scale (Reference Only)	



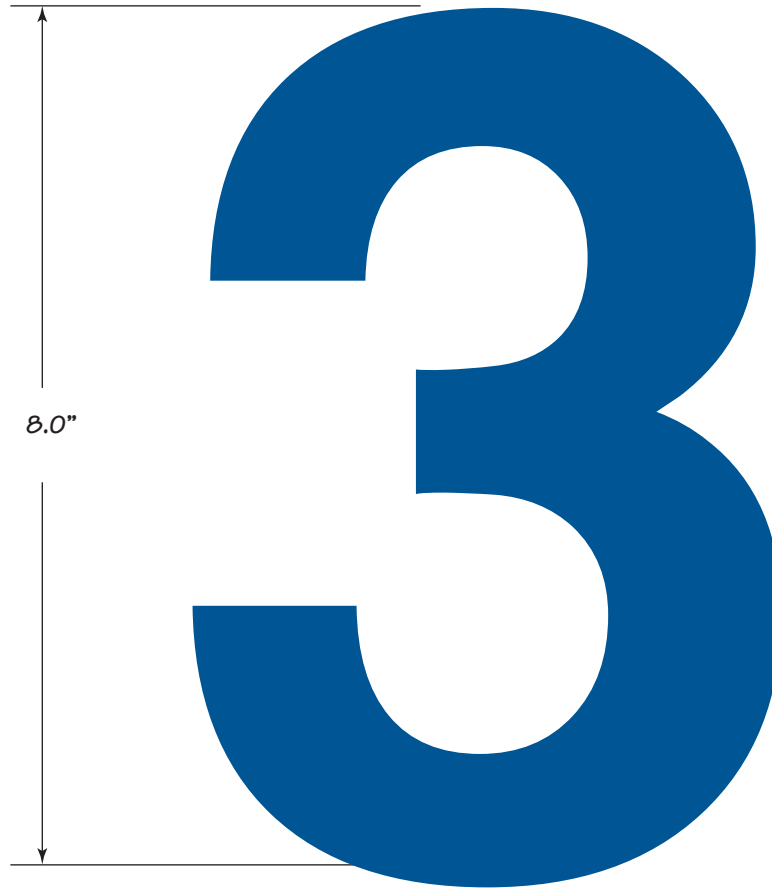
Description: **Decal Self Adhesive # 1 Reflective Blue 8" Tall For DOT District 1 Vehicles**

	Size:	8"	Sheeting Type:	Type I (Engineered Reflective)	Substrate:	N/A	Page
	Manufacture Part #:	200700255	Sheeting Color:	White	Date:	20-MAY-2019	
	CM#:	CM_2157_1876885	Print Color:	Blue (PMS 294C)	Scale:	Do Not Scale (Reference Only)	



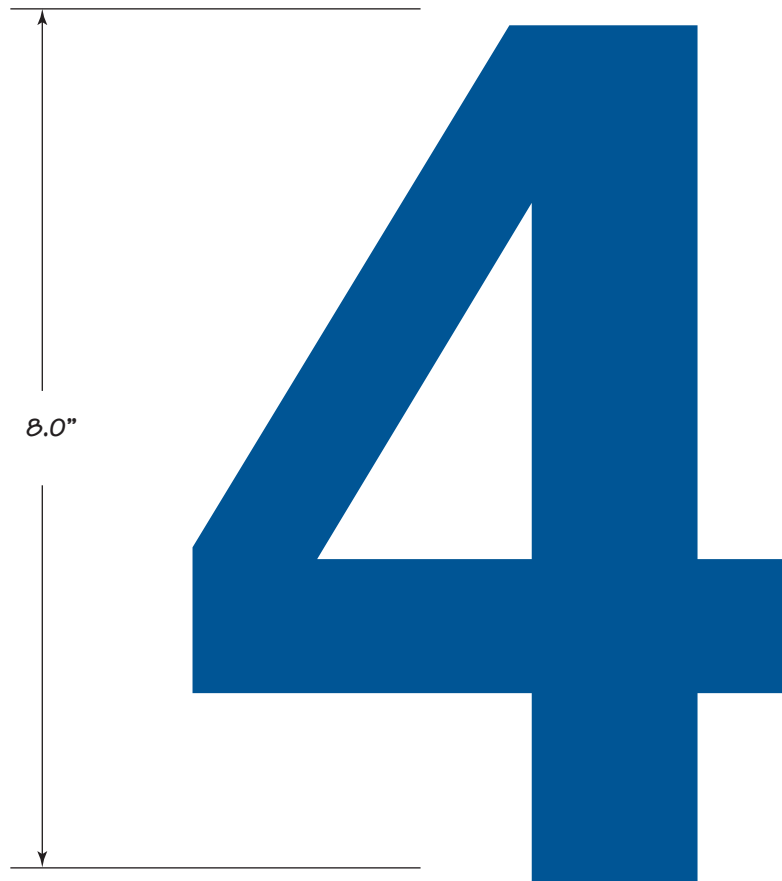
Description: **Decal Self Adhesive # 2 Reflective Blue 8" Tall For DOT District 2 Vehicles**

	Size:	8"	Sheeting Type:	Type I (Engineered Reflective)	Substrate:	N/A	Page
	Manufacture Part #:	200700395	Sheeting Color:	White	Date:	20-MAY-2019	
	CM#:	CM_2157_1876886	Print Color:	Blue (PMS 294C)	Scale:	Do Not Scale (Reference Only)	



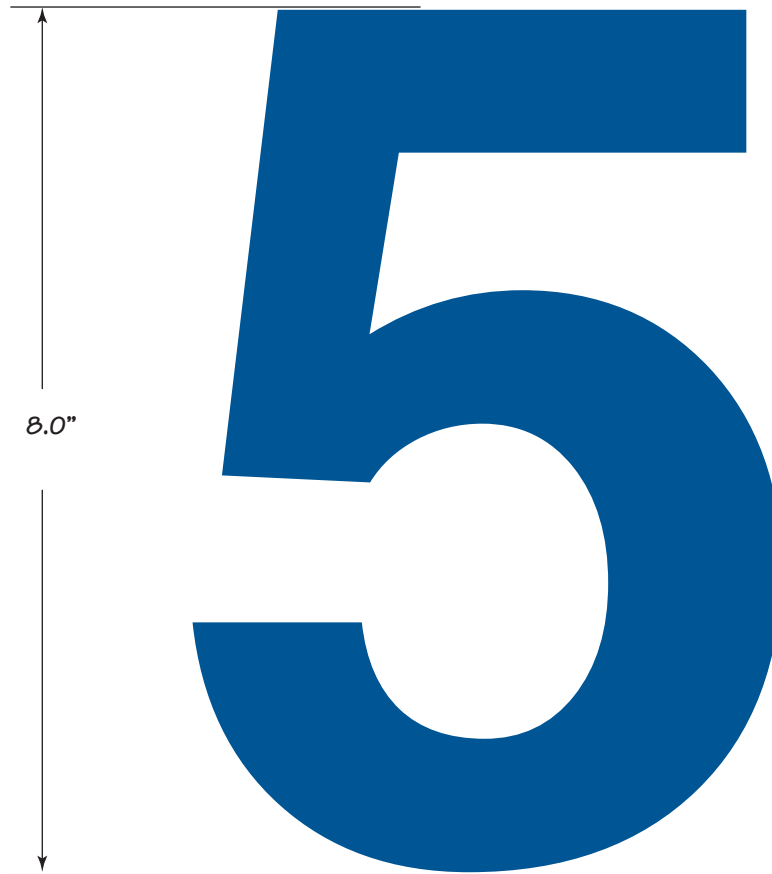
Description: **Decal Self Adhesive # 3 Reflective Blue 8" Tall For DOT District 3 Vehicles**

	Size:	8"	Sheeting Type:	Type I (Engineered Reflective)	Substrate:	N/A	Page
	Manufacture Part #:	200700495	Sheeting Color:	White	Date:	20-MAY-2019	
	CM#:	CM_2157_1876887	Print Color:	Blue (PMS 294C)	Scale:	Do Not Scale (Reference Only)	



Description: **Decal Self Adhesive # 4 Reflective Blue 8" Tall For DOT District 4 Vehicles**

	Size:	8"	Sheeting Type:	Type I (Engineered Reflective)	Substrate:	N/A	Page
	Manufacture Part #:	200700555	Sheeting Color:	White	Date:	20-MAY-2019	
	CM#:	CM_2157_1876888	Print Color:	Blue (PMS 294C)	Scale:	Do Not Scale (Reference Only)	



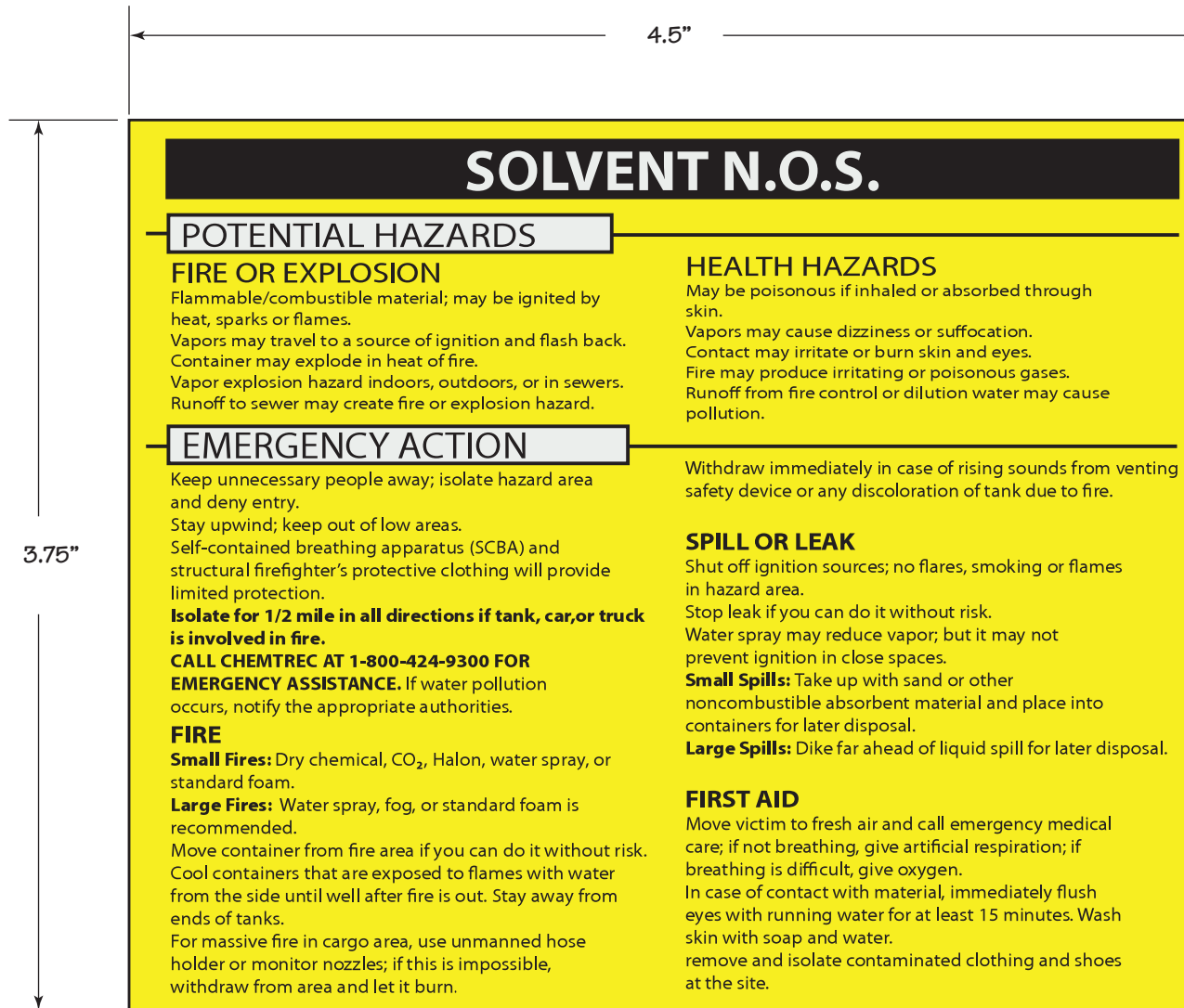
Description: **Decal Self Adhesive # 5 Reflective Blue 8" Tall For DOT District 5 Vehicles**

	Size:	8"	Sheeting Type:	Type I (Engineered Reflective)	Substrate:	N/A	Page
	Manufacture Part #:	200700699	Sheeting Color:	White	Date:	20-MAY-2019	
	CM#:	CM_2157_1876889	Print Color:	Blue (PMS 294C)	Scale:	Do Not Scale (Reference Only)	



Description: **Decal Self Adhesive Letter R Reflective Blue 8" For Repair Shop Vehicles**

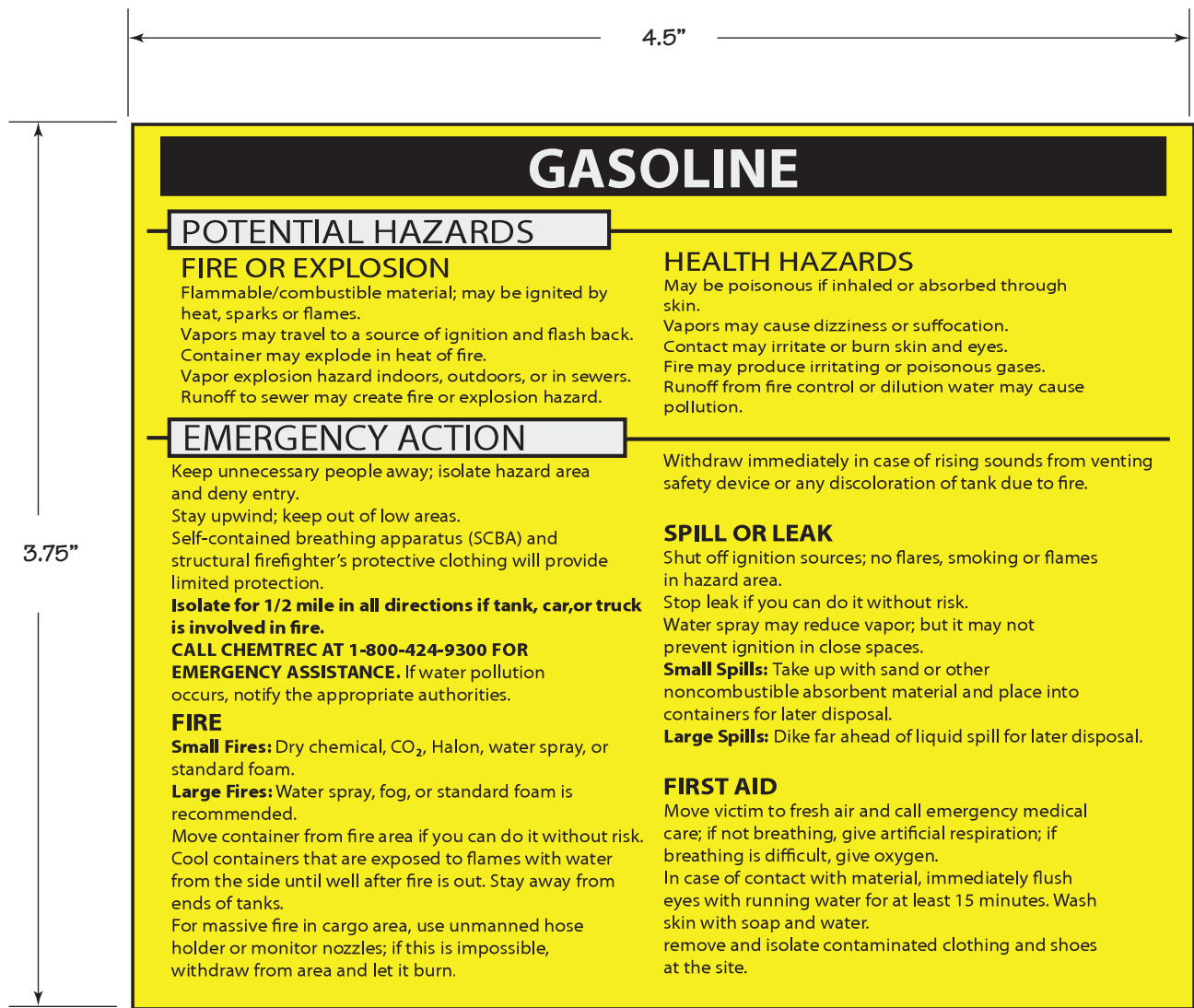
	Size: 8"	Sheeting Type: Type XI (HIP)	Substrate: N/A	Page
	Manufacture Part #: REPAIRSHOP	Sheeting Color: White	Date: 20-MAY-2019	
	CM#: CM_2157_1938538	Print Color: Blue (PMS 294C)	Scale: Do Not Scale (Reference Only)	



Description: **Decal Self Adhesive For Paint Solvent N.O.S.**

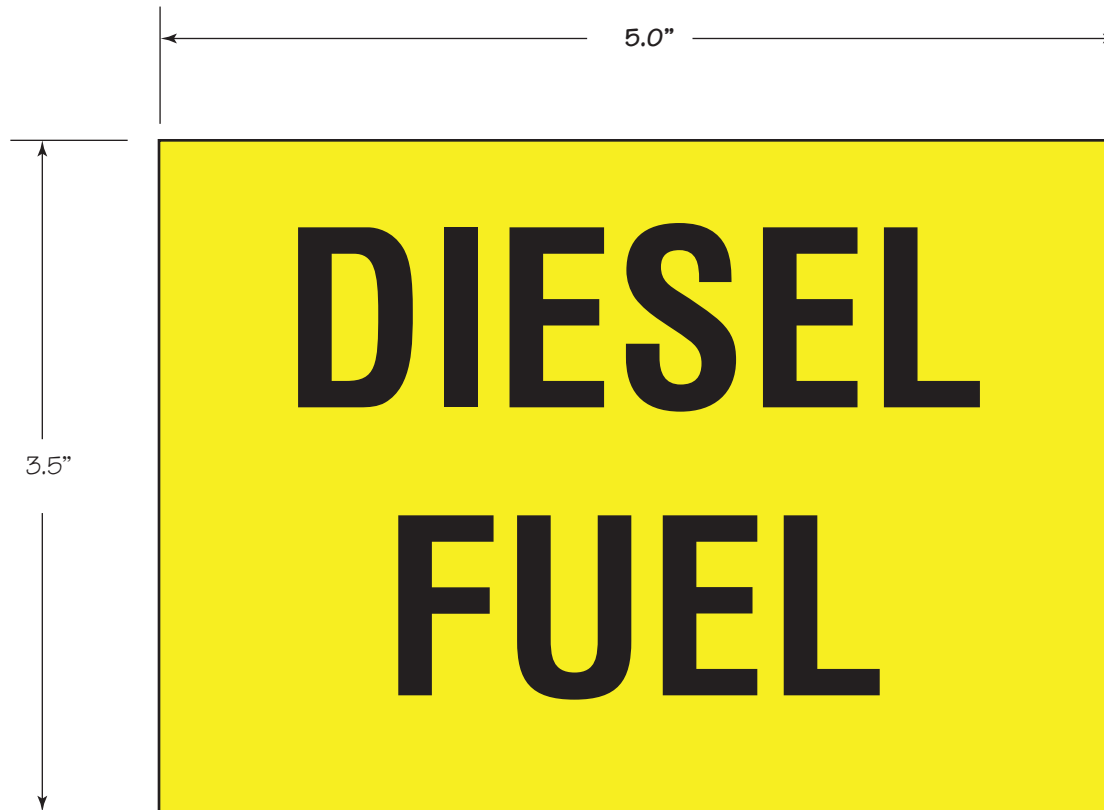


Size:	4.5"W x 3.75"H	Sheeting Type:	Type I (Engineered Reflective)	Substrate:	N/A
Manufacture Part #:	93535	Sheeting Color:	White	Date:	20-MAY-2019
CM#:	CM_2157_1899572	Print Color:	Yellow / Black	Scale:	Do Not Scale (Reference Only)




Description: **Decal Self Adhesive For Gasoline Can**

	Size:	4.5"W x 3.75"H	Sheeting Type:	Type I (Engineered Reflective)	Substrate:	N/A	Page 1-10
	Manufacture Part #:	93544	Sheeting Color:	White	Date:	20-MAY-2019	
	CM#:	CM_2157_1627883	Print Color:	Yellow / Black	Scale:	Do Not Scale (Reference Only)	



Description: **Decal Self Adhesive 5"X3.5" Diesel Fuel Yellow With Black Letters For Trucks And Equipment**

	Size:	5"W x 3.5"H	Sheeting Type:	Type I (Engineered Reflective)	Substrate:	N/A	Page
	Manufacture Part #:	Y81035	Sheeting Color:	White	Date:	20-MAY-2019	
	CM#:	CM_2157_1899573	Print Color:	Yellow / Black	Scale:	Do Not Scale (Reference Only)	



Description: **Decal Self Adhesive Dielectric Test**

	Size:	4"W x 4"H	Sheeting Type:	Type I (Engineered Reflective)	Substrate:	N/A	Page 1-12
	Manufacture Part #:	None	Sheeting Color:	White	Date:	20-MAY-2019	
	CM#:	None	Print Color:	Black (Opaque)	Scale:	Do Not Scale (Reference Only)	



Description: **Decal Self Adhesive Clearance For Trucks Yellow**

	Size:	6"W x 3"H	Sheeting Type:	Type I (Engineered Reflective)	Substrate:	N/A	Page
	Manufacture Part #:	200700755	Sheeting Color:	White	Date:	20-MAY-2019	
	CM#:	CM_2157_1876890	Print Color:	Yellow / Black	Scale:	Do Not Scale (Reference Only)	



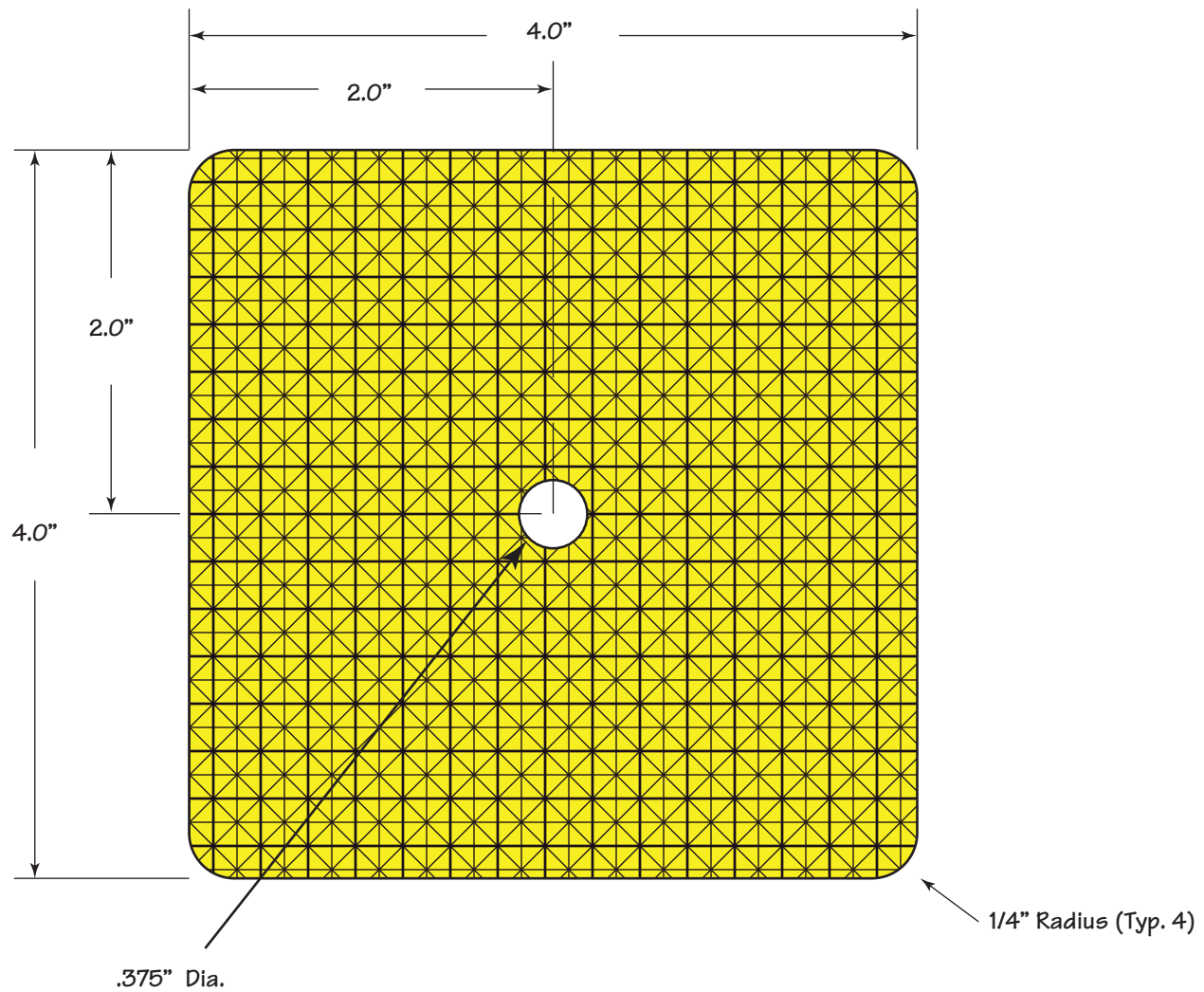
Description: **Decal Self Adhesive Danger Moving Chain**

	Size:	8.25"W x 3.25"H	Sheeting Type:	Type I (Engineered Reflective)	Substrate:	N/A	Page
	Manufacture Part #:	DMCYELLOW	Sheeting Color:	White	Date:	20-MAY-2019	
	CM#:	CM_2157_1899631	Print Color:	Yellow / Black	Scale:	Do Not Scale (Reference Only)	



Description: **Decal Self Adhesive This Truck Makes Wide Turns 7"X17"**

	Size: 7"W x 17"H	Sheeting Type: Type I (Engineered Reflective)	Substrate: N/A	Page
	Manufacture Part #: 1897735	Sheeting Color: White	Date: 20-MAY-2019	
	CM#: CM_2157_1899735	Print Color: Yellow / Black / Red	Scale: Do Not Scale (Reference Only)	



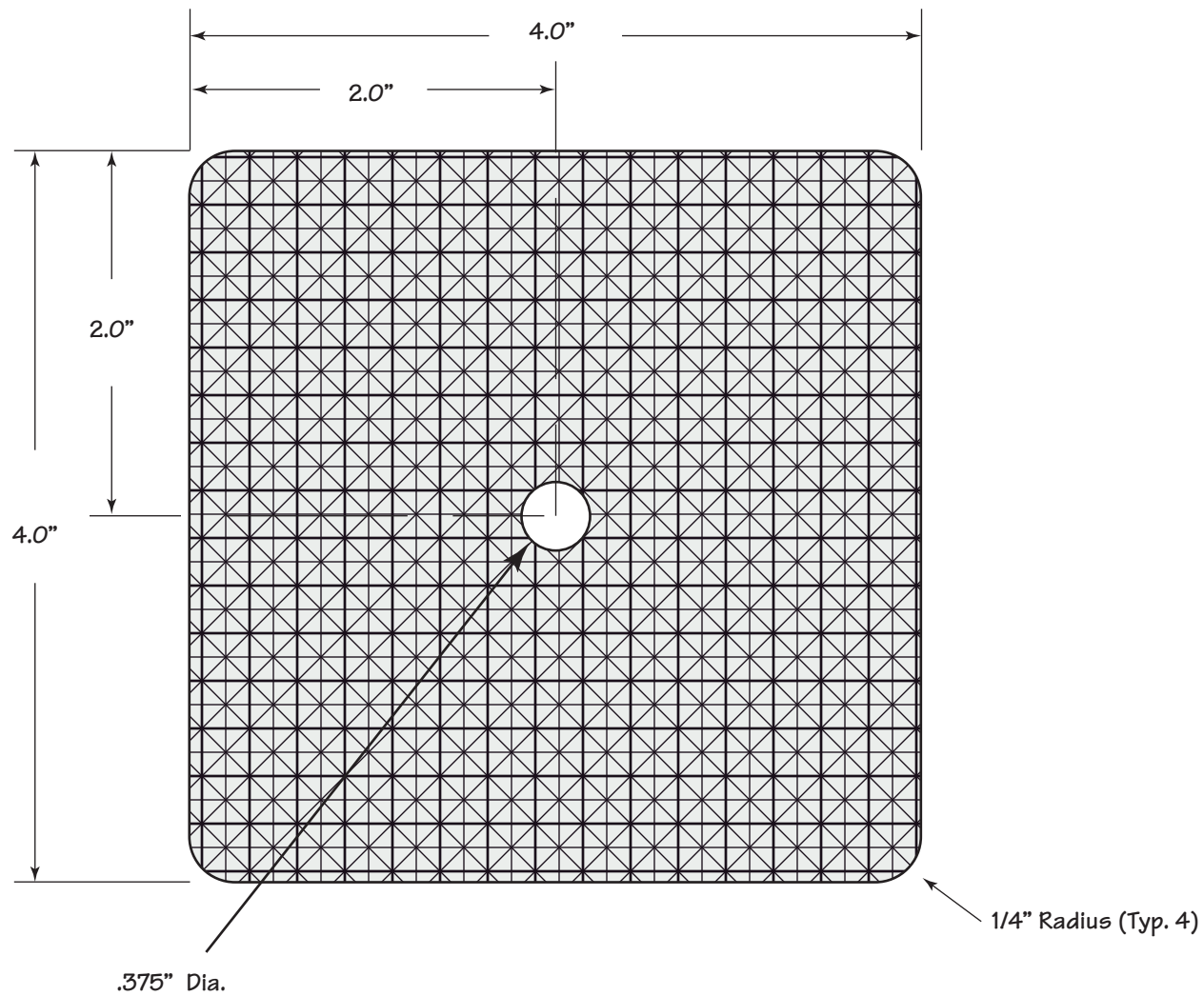
Description: **Reflector Delineator 4" x 4" Amber**



Size:	4"W x 4"H
Manufacture Part #:	200701055
CM#:	CM_2157_1876893

Sheeting Type:	Type IV (HIP)
Sheeting Color:	Yellow
Print Color:	N/A

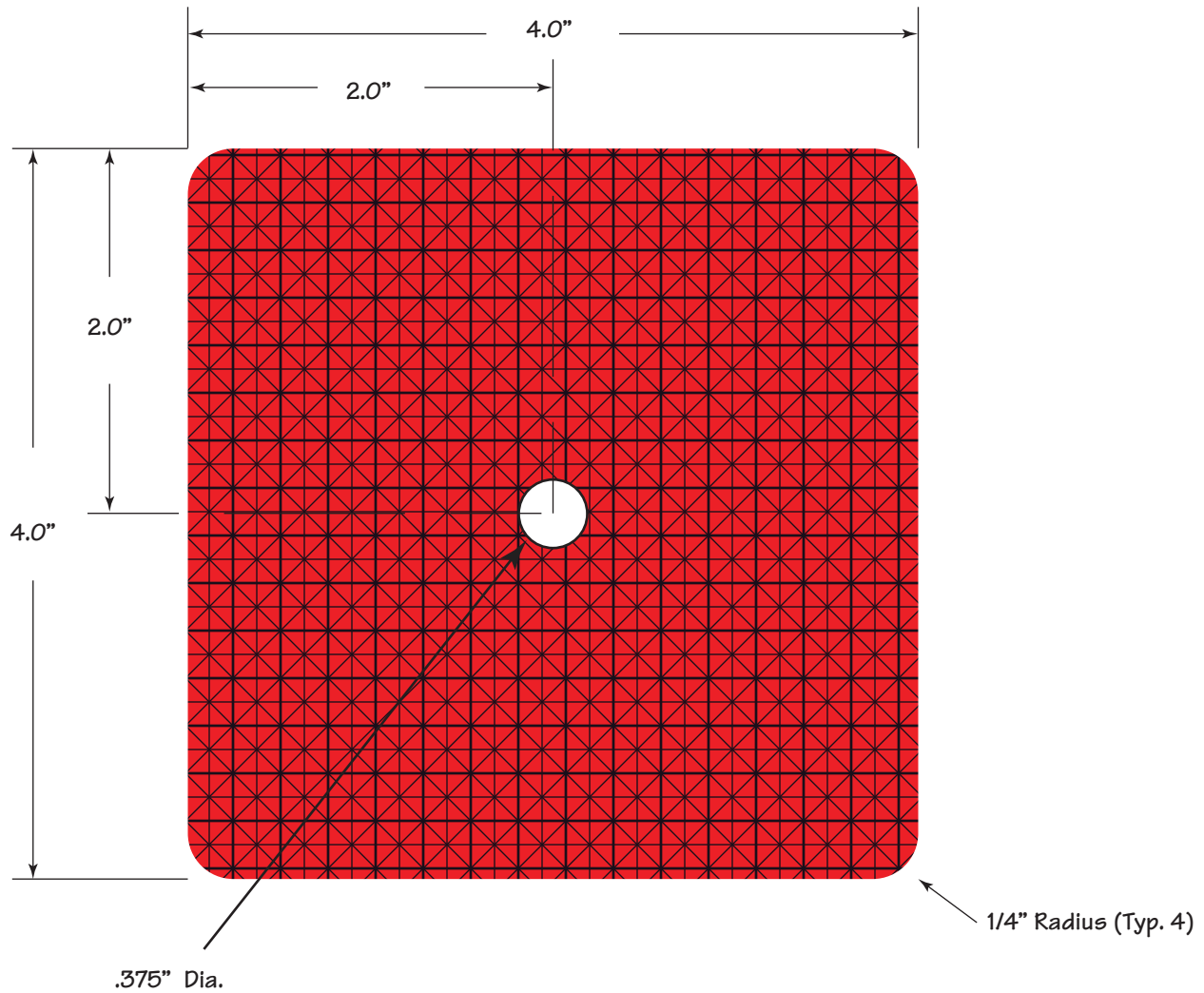
Substrate:	14 ga. (0.080") Aluminum 5052
Date:	20-MAY-2019
Scale:	Do Not Scale (Reference Only)



Description: **Reflector Delineator 4" x 4" White**



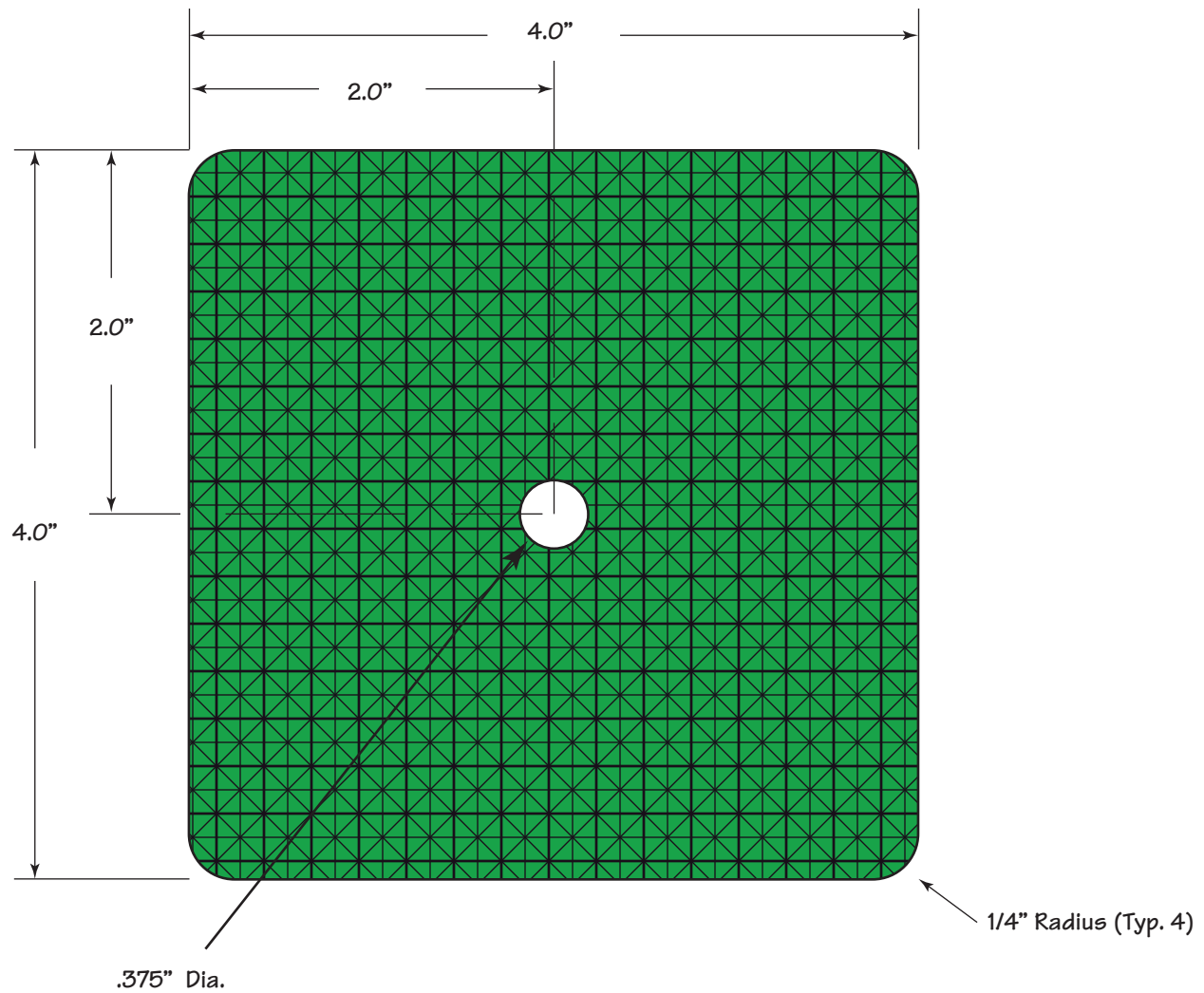
Size:	4"W x 4"H	Sheeting Type:	Type IV (HIP)	Substrate:	14 ga. (0.080") Aluminum 5052
Manufacture Part #:	200700995	Sheeting Color:	White	Date:	20-MAY-2019
CM#:	CM_2157_1876892	Print Color:	N/A	Scale:	Do Not Scale (Reference Only)



Description: **Reflector Delineator 4" x 4" Red**



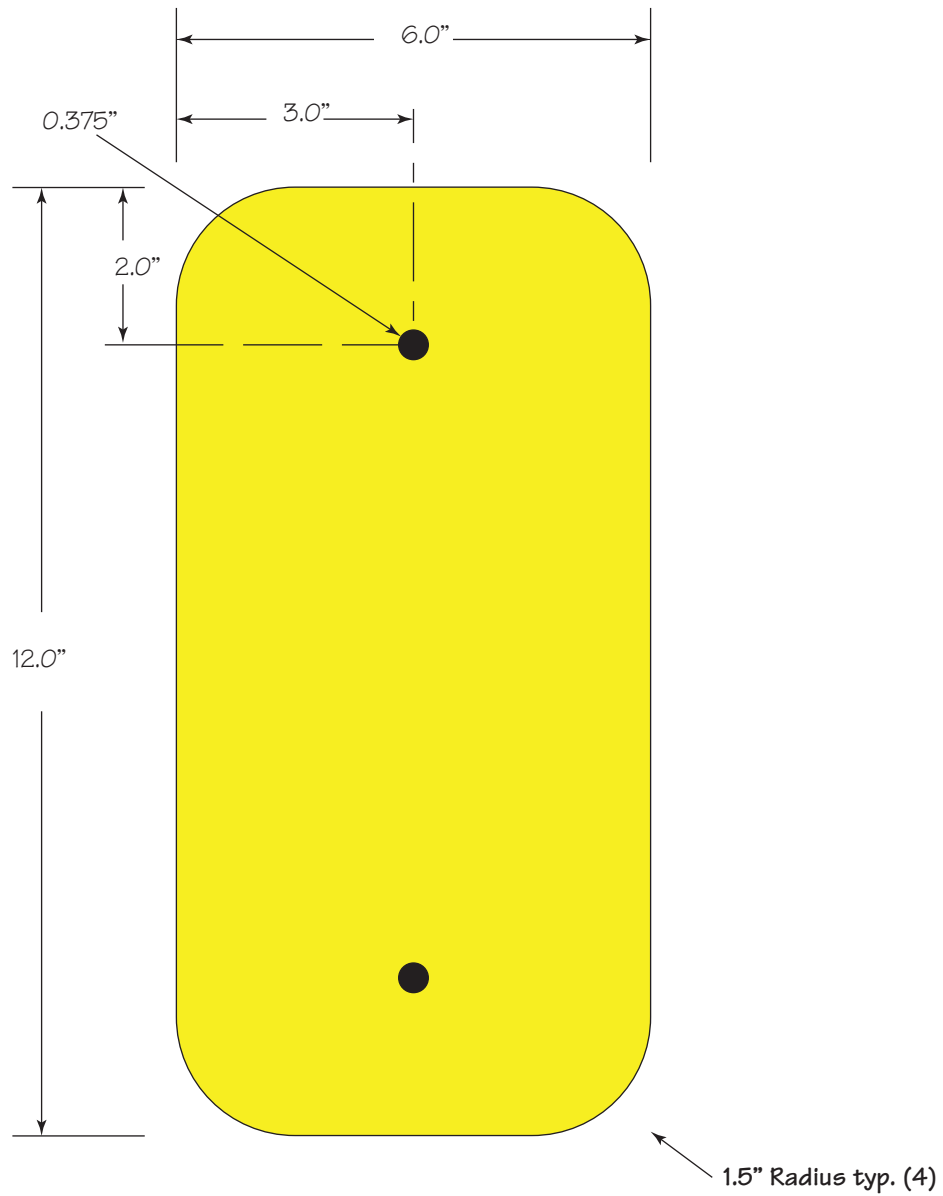
Size:	4"W x 4"H	Sheeting Type:	Type IV (HIP)	Substrate:	14 ga. (0.080") Aluminum 5052
Manufacture Part #:	200701155	Sheeting Color:	Red	Date:	20-MAY-2019
CM#:	CM_2157_1876894	Print Color:	N/A	Scale:	Do Not Scale (Reference Only)



Description: **Reflector Delineator 4" x 4" Green**

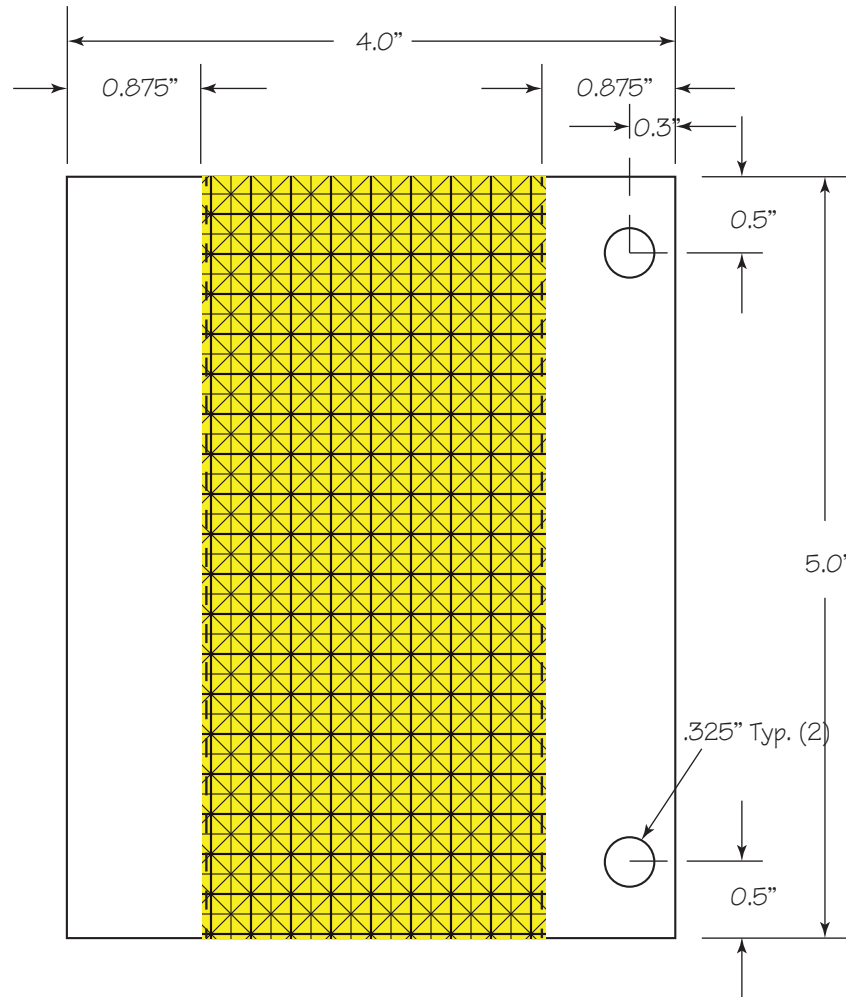
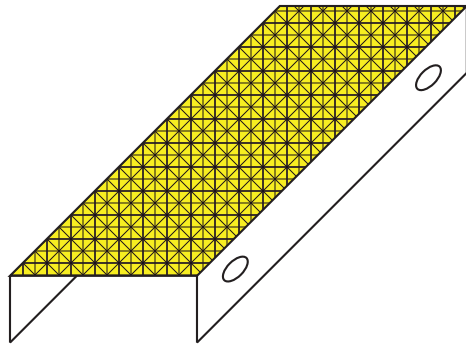


Size:	4"W x 4"H	Sheeting Type:	Type IV (HIP)	Substrate:	14 ga. (0.080") Aluminum 5052
Manufacture Part #:	None	Sheeting Color:	Green	Date:	20-MAY-2019
CM#:	CM_2157_9009312	Print Color:	N/A	Scale:	Do Not Scale (Reference Only)



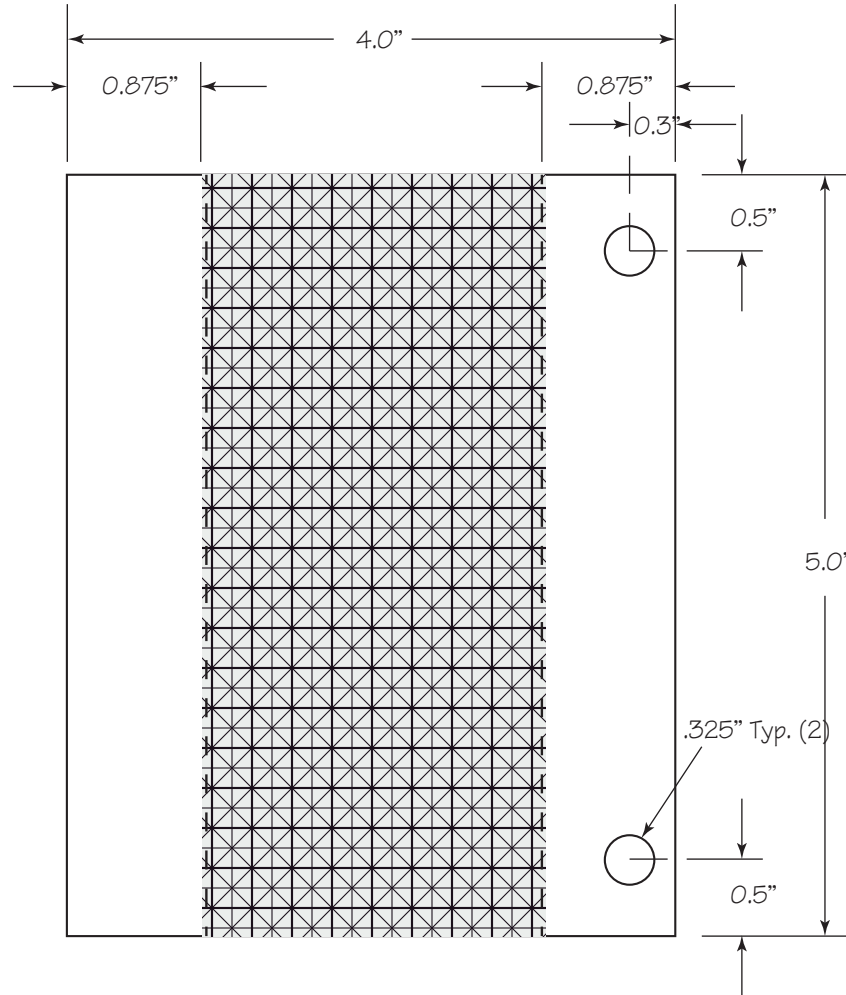
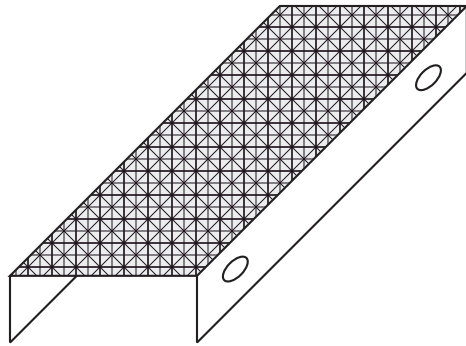
Description: **Reflector Object Marker 6"X12" Yellow**

	Size:	6"W x 12"H	Sheeting Type:	Non-Reflective	Substrate:	14 ga. (0.080") Aluminum 5052	Page
	Manufacture Part #:	6X12AMBER	Sheeting Color:	Traffic Yellow	Date:	20-MAY-2019	
	CM#:	CM_2157_5411548	Print Color:	N/A	Scale:	Do Not Scale (Reference Only)	



Description: **Reflector 2.5"X5" Amber High Intensity For Weak Post**

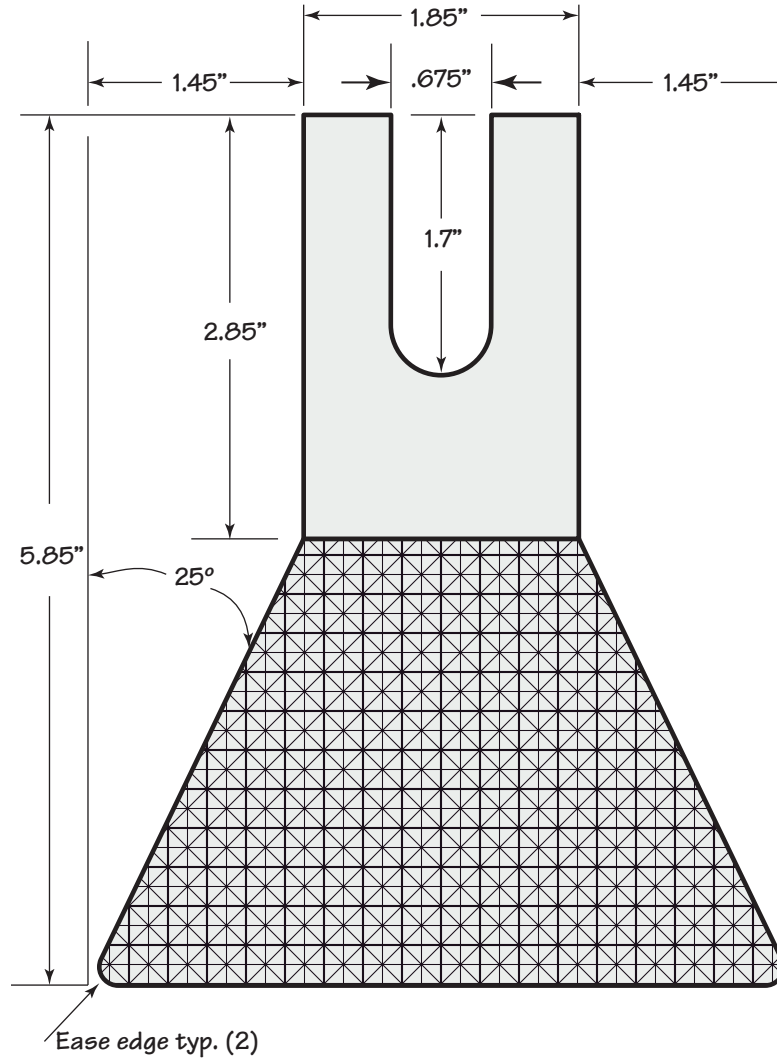
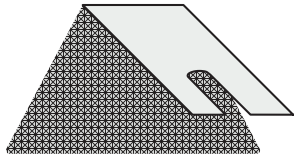
	Size:	2.5"W x 5"H	Sheeting Type:	Type IV (HIP)	Substrate:	14 ga. (0.080") Aluminum 5052	Page
	Manufacture Part #:	2.5X5HIALA	Sheeting Color:	Yellow	Date:	20-MAY-2019	
	CM#:	CM_2157_1866511	Print Color:	N/A	Scale:	Do Not Scale (Reference Only)	



Description: **Reflector 2.5"X5" White High Intensity For Weak Post**



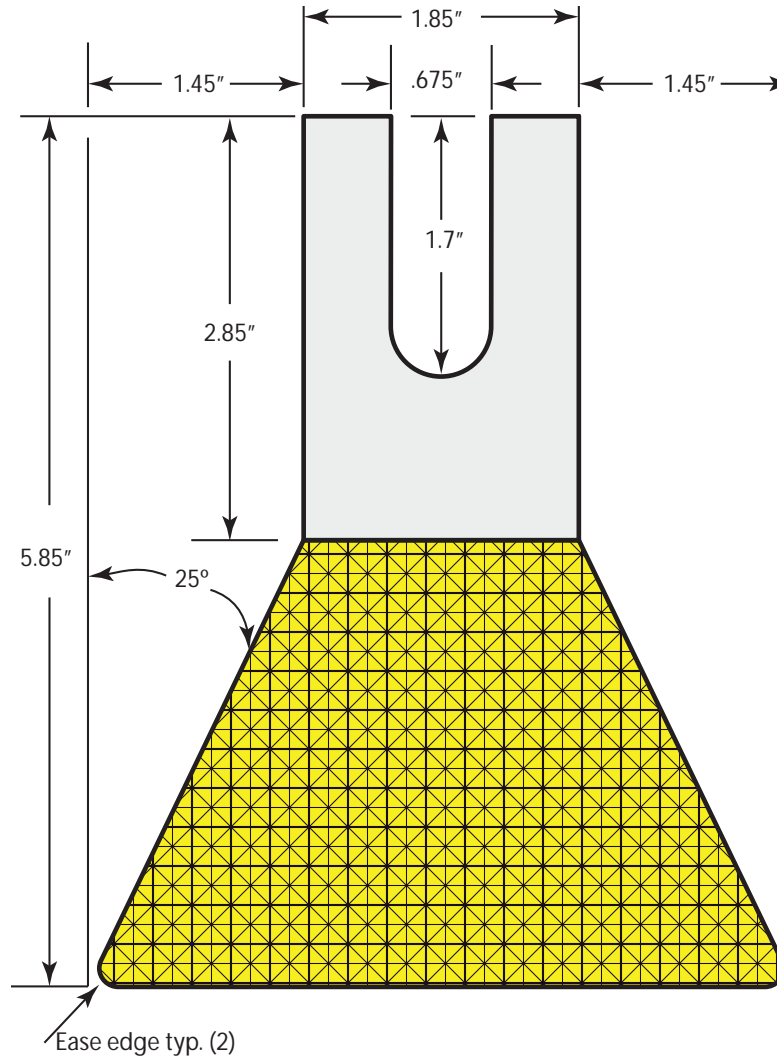
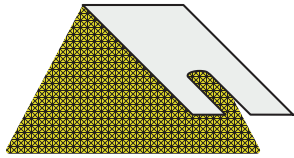
Size:	2.5"W x 5"H	Sheeting Type:	Type IV (HIP)	Substrate:	14 ga. (0.080") Aluminum 5052
Manufacture Part #:	2.5X5HIALW	Sheeting Color:	White	Date:	20-MAY-2019
CM#:	CM_2157_1866512	Print Color:	N/A	Scale:	Do Not Scale (Reference Only)



Description: **Reflectorized Delineator White High Intensity Aluminum For Metal Beam Rail**



Size:	4.75"W x 5.85"H	Sheeting Type:	Type IV (HIP)	Substrate:	14 ga. (0.080") Aluminum 5052
Manufacture Part #:	D651HIALW	Sheeting Color:	White	Date:	20-MAY-2019
CM#:	CM_2157_2260569	Print Color:	N/A	Scale:	Do Not Scale (Reference Only)



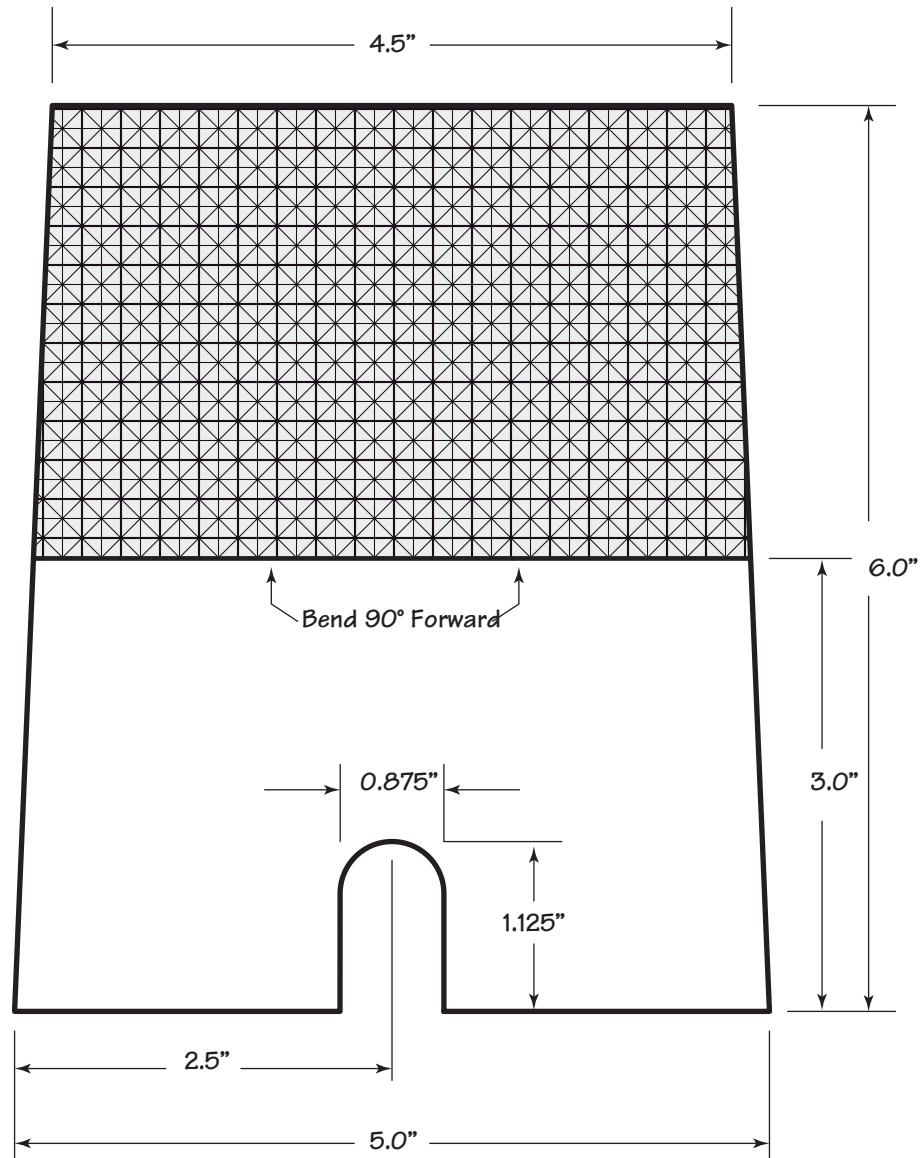
Description: **Reflectorized Delineator Amber High Intensity Aluminum For Metal Beam Rail**



Size:	4.75"W x 5.85"H
Manufacture Part #:	D651HIALA
CM#:	CM_2157_2260568

Sheeting Type:	Type IV (HIP)
Sheeting Color:	Yellow
Print Color:	N/A

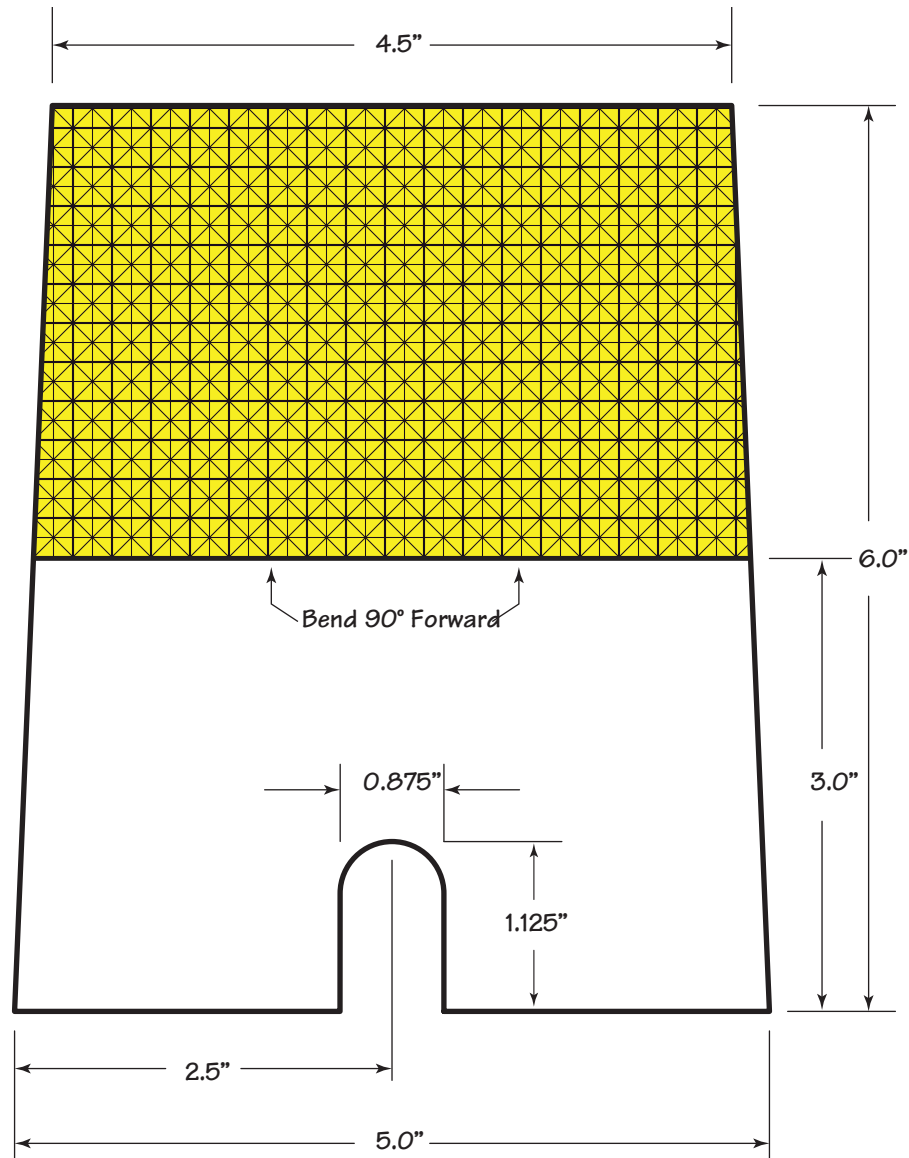
Substrate:	14 ga. (0.080") Aluminum 5052
Date:	20-MAY-2019
Scale:	Do Not Scale (Reference Only)



Description: **Reflector Barrier "L" Shape 5" W X 6" H With 3" Bend White**

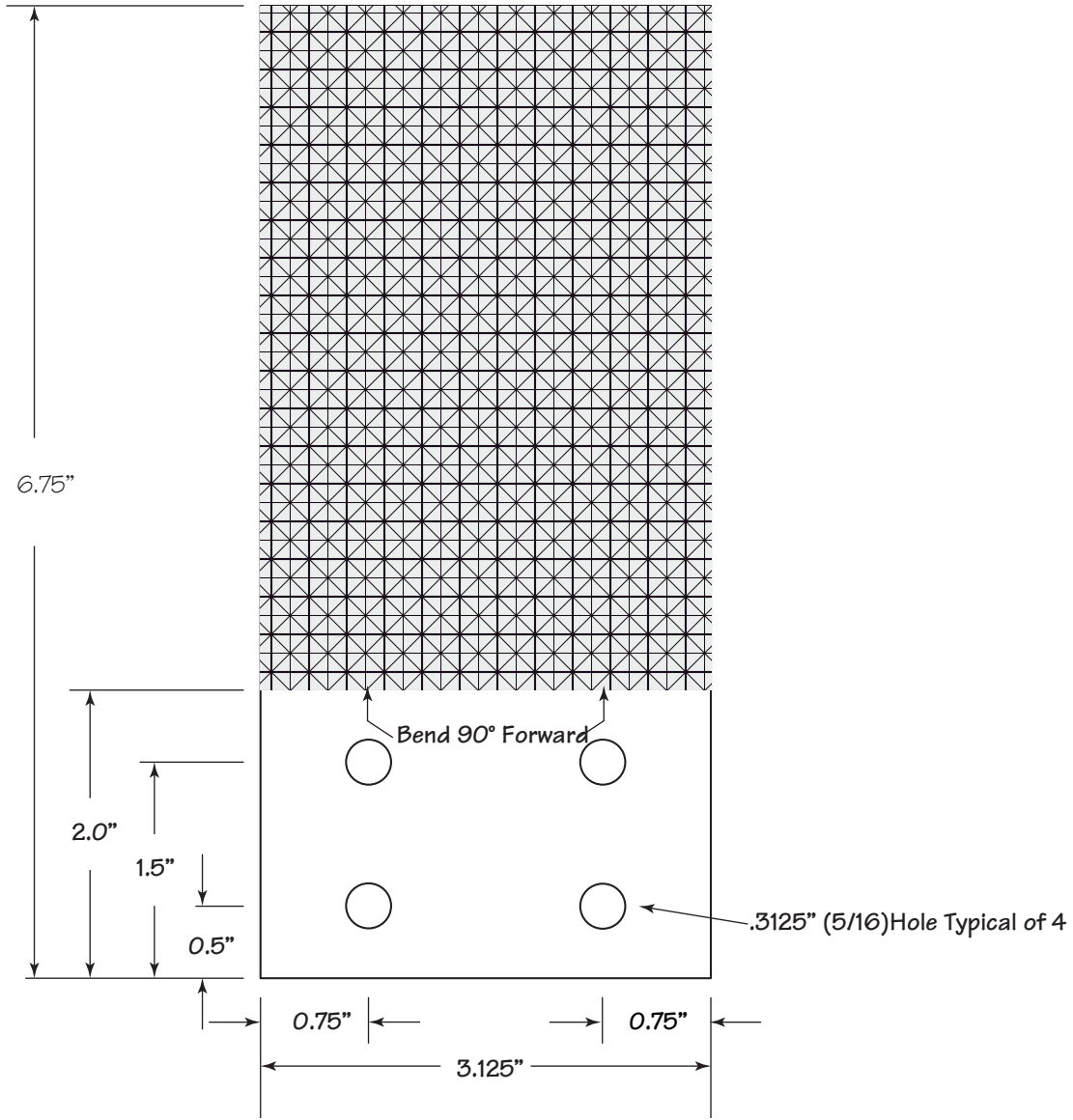
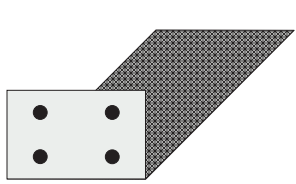


Size:	5"W x 6"H	Sheeting Type:	Type IV (HIP)	Substrate:	14 ga. (0.080") Aluminum 5052
Manufacture Part #:	RLS5X8W3W	Sheeting Color:	White	Date:	20-MAY-2019
CM#:	CM_2157_4131358	Print Color:	N/A	Scale:	Do Not Scale (Reference Only)



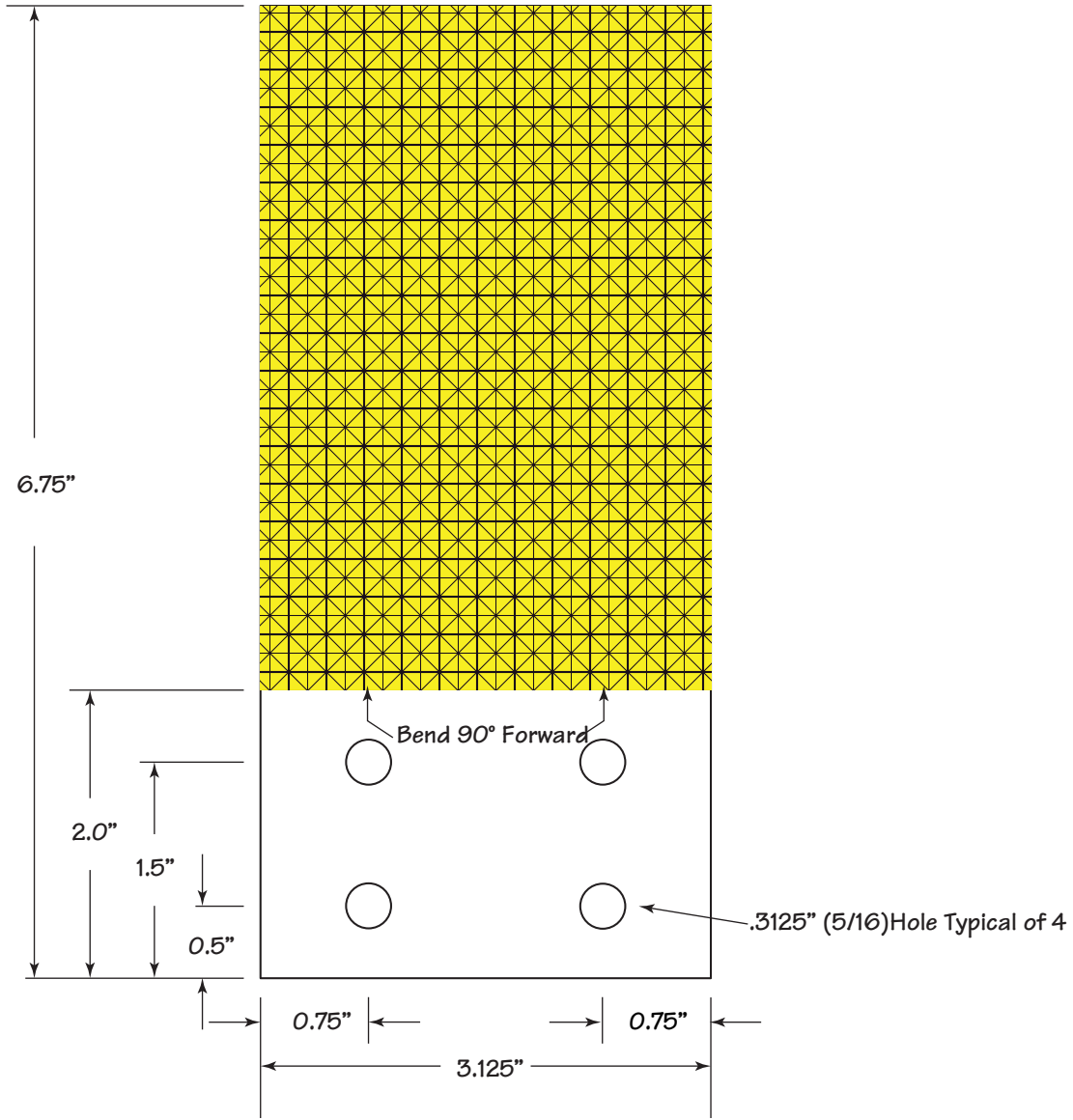
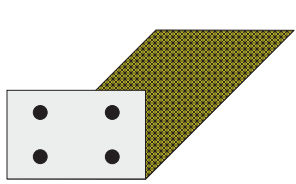
Description: **Reflector Barrier "L" Shape 5" W X 6" H With 3" Bend Amber**

	Size:	5"W x 6"H	Sheeting Type:	Type IV (HIP)	Substrate:	14 ga. (0.080") Aluminum 5052	Page
	Manufacture Part #:	RLS5X8W3A	Sheeting Color:	Yellow	Date:	20-MAY-2019	
	CM#:	CM_2157_4131357	Print Color:	N/A	Scale:	Do Not Scale (Reference Only)	



Description: **Reflector 3.125" X 4.75" White High Intensity For Rustic Rail On Merritt Parkway**

	Size:	3.125"W x 6.75"H	Sheeting Type:	Type IV (HIP)	Substrate:	14 ga. (0.080") Aluminum 5052	Page 1-27
	Manufacture Part #:	2007013	Sheeting Color:	White	Date:	20-MAY-2019	
	CM#:	CM_2157_8486855	Print Color:	N/A	Scale:	Do Not Scale (Reference Only)	



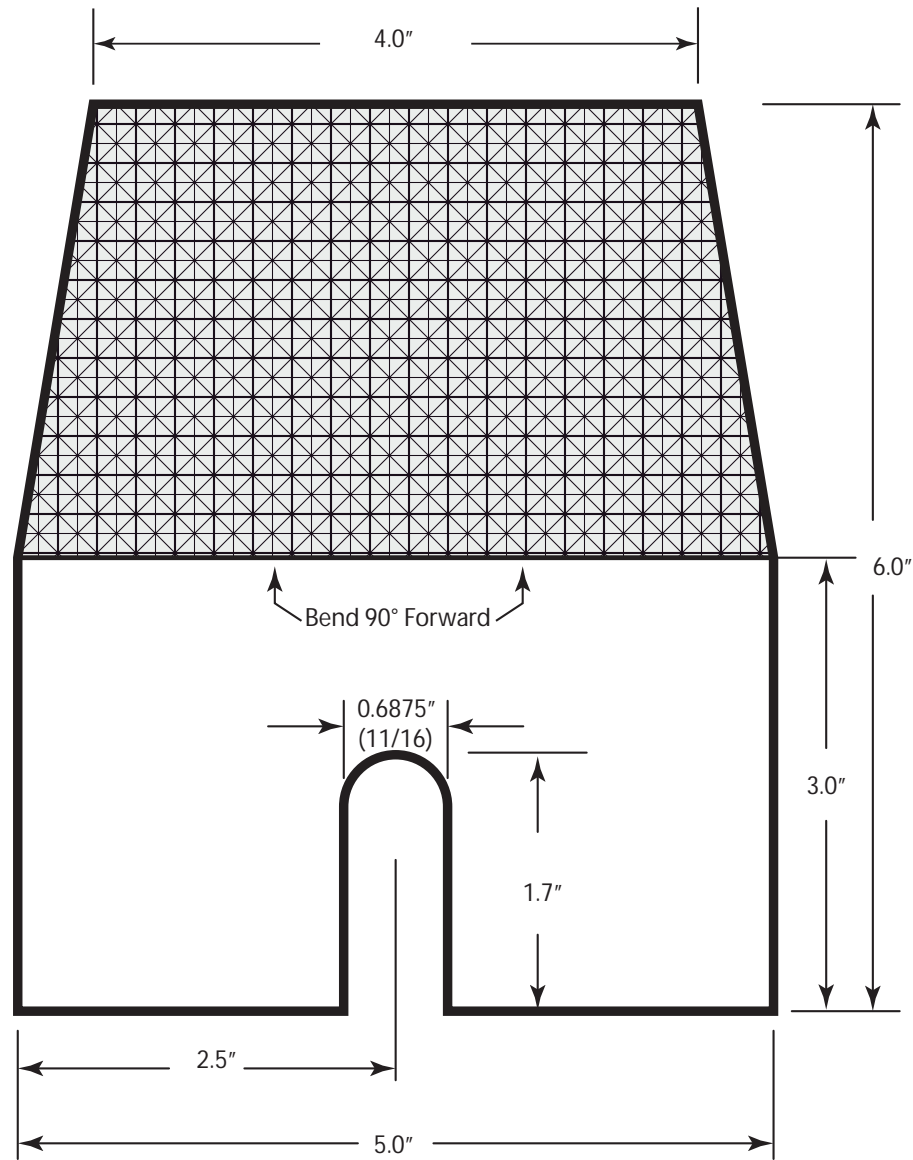
Description: **Reflector 3.125" X 4.75" Amber High Intensity For Rustic Rail On Merritt Parkway**



Size:	3.125"W x 6.75"H
Manufacture Part #:	SSTOPELEFT
CM#:	CM_2157_

Sheeting Type:	Type IV (HIP)
Sheeting Color:	Yellow
Print Color:	N/A

Substrate:	14 ga. (0.080") Aluminum 5052
Date:	20-MAY-2019
Scale:	Do Not Scale (Reference Only)



Description: **Reflector Box Beam 3"x5" (White) {District 4}**



Size:	5"W x 6"H	Sheeting Type:	Type IV (HIP)	Substrate:	14 ga. (0.080") Aluminum 5052
Manufacture Part #:	None	Sheeting Color:	White	Date:	20-MAY-2019
CM#:	None	Print Color:	N/A	Scale:	Do Not Scale (Reference Only)




Description: **Sign Paddle Stop And Slow Reflective 24 Inch X 24 Inch - 8 Foot Staff Separates In Two Pieces**

	Size:	24"W x 24"H	Sheeting Type:	Type IV (HIP)	Substrate:	12mm PVC	Page
	Manufacture Part #:	CECPADDLESIGN	Sheeting Color:	White	Date:	20-MAY-2019	
	CM#:	CM_2157_6836226	Print Color:	Red / Orange/ Black (Opaque)	Scale:	Do Not Scale (Reference Only)	

SECTION 2

DOT IMPACT HEAD REFLECTORS CONTRACT # 16PSX187



THE FOLLOWING DRAWINGS WERE REDRAWN BY "CEC" , BASED ON THE 18 PAGE FILE "MAINTENANCE OPERATIONS ATTENUATOR (CRASH CUSHIONS AND TERMINAL ENDS) IMPACT HEAD REFLECTORS", AS SHOWN IN COVER SHEET BELOW.



**CONNECTICUT DEPARTMENT
OF
TRANSPORTATION
MAINTENANCE OPERATIONS**

Plans for:

ATTENUATOR

**CRASH CUSHIONS, TERMINAL ENDS, AND SAND BARRELS
IMPACT HEAD REFLECTORS**

HIGHWAY OPERATIONS	<small>CONTRACT FOR:</small> ATTENUATOR CRASH CUSHIONS, TERMINAL ENDS AND SAND BARRELS IMPACT HEAD REFLECTORS	 STATE OF CONNECTICUT DEPARTMENT OF TRANSPORTATION	TITLE SHEET	<small>CONTRACT NO.:</small> 18PSX0187
--------------------	---	--	-------------	---




Date: 20-MAY-2019

(CRASH CUSHIONS AND TERMINAL ENDS) IMPACT HEAD REFLECTORS

Sheet #	Title	Manufacture Number	Catalog Number
2-1	Reflector Fits Box-Beam Bursting Energy Absorbing Terminal End, (BEAT and BEAT-MT), 19.5" X 19.5", Left	BEAT-BEAT-MT-LEFT	CM_2157_9011192
2-2	Reflector Fits Box-Beam Bursting Energy Absorbing Terminal End, (BEAT and BEAT-MT), 19.5" X 19.5", Right	BEAT-BEAT-MT-RIGHT	CM_2157_9011193
2-3	Reflector Fits Crash Cushion Attenuating Terminal, (CAT-350), 40"W X 16"H, Center	CAT-350-CENTER	CM_2157_9011194
2-4	Reflector Fits Crash Cushion Attenuating Terminal, (CAT-350), 40"W X 16"H, Left	CAT-350-LEFT	CM_2157_9011195
2-5	Reflector Fits Crash Cushion Attenuating Terminal, (CAT-350), 40"W X 16"H, Right	CAT-350-RIGHT	CM_2157_9011196
2-6	Reflector Fits Energite III System, 57"W X 20"H, Center	E-III SYSTEM-CENTER	CM_2157_9011197
2-7	Reflector Fits Energite III System, 57"W X 20"H, Left	E-III SYSTEM-LEFT	CM_2157_9011198
2-8	Reflector Fits Energite III System, 57"W X 20"H, Right	E-III SYSTEM-RIGHT	CM_2157_9011199
2-9	Reflector Fits Flared Energy Absorbing Terminal End, (FLEAT-SP), 13.5"W X 19"H, Center	FLEAT-SP-CENTER	CM_2157_9011200
2-10	Reflector Fits Flared Energy Absorbing Terminal End, (FLEAT-SP), 13.5"W X 19"H, Left	FLEAT-SP-LEFT	CM_2157_9011201
2-11	Reflector Fits Flared Energy Absorbing Terminal End, (FLEAT-SP), 13.5"W X 19"H, Right	FLEAT-SP-RIGHT	CM_2157_9011202
2-12	Reflector Fits Mash Sequential Kinking Terminal, (MSKT-SP), 18" X 18", Center	MSKT-SP-CENTER	CM_2157_9011203
2-13	Reflector Fits Mash Sequential Kinking Terminal, (MSKT-SP), 18" X 18", Left	MSKT-SP-LEFT	CM_2157_9011204
2-14	Reflector Fits Mash Sequential Kinking Terminal, (MSKT-SP), 18" X 18", Right	MSKT-SP-RIGHT	CM_2157_9011205
2-15	Reflector Fits Max-Tension Median, 24"W X 15"H, Center	M-TM-CENTER	CM_2157_9011206
2-16	Reflector Fits Max-Tension Median, 24"W X 15"H, Left	M-TM-LEFT	CM_2157_9011207
2-17	Reflector Fits Max-Tension Median, 24"W X 15"H, Right	M-TM-RIGHT	CM_2157_9011208
2-18	Reflector Fits Max-Tension Tangent, Terminal End, 34"W X 14.75"H, Left	M-TTE-LEFT	CM_2157_9011209
2-19	Reflector Fits Max-Tension Tangent, Terminal End, 34"W X 14.75"H, Right	M-TTE-RIGHT	CM_2157_9011210
2-20	Reflector Fits Quadguard Crash Cushion, 49"W X 17"H, Center	QCC-CENTER	CM_2157_9011211
2-21	Reflector Fits Quadguard Crash Cushion, 49"W X 17"H, Left	QCC-LEFT	CM_2157_9011212
2-22	Reflector Fits Quadguard Crash Cushion, 49"W X 17"H, Right	QCC-RIGHT	CM_2157_9011213

These drawing are for reference only, do not scale. They include the requirement for 3" reflective and a 3.25" black out with 1.5" radius coners.
(note dimensionally square reflectors have a Left and Right unless specified one unit for both with a L and R)

	Title:	IMPACT HEAD REFLECTORS			Page
	Description:	INDEX OF DRAWINGS			2-ii
	Date:	20-MAY-2019			

(CRASH CUSHIONS AND TERMINAL ENDS) IMPACT HEAD REFLECTORS

Sheet #	Title	Manufacture Number	Catalog Number
2-23	Reflector Fits R-B Terminal Section, 23"W X 16"H, Left	R-BTS-LEFT	CM_2157_9011214
2-24	Reflector Fits R-B Terminal Section, 23"W X 16"H, Right	R-BTS-RIGHT	CM_2157_9011215
2-25	Reflector Fits Reusable Energy Absorbing Crash Terminal, (REACT-350), 48"W X 40"H, Center	REACT-350-CENTER	CM_2157_9011216
2-26	Reflector Fits Reusable Energy Absorbing Crash Terminal, (REACT-350), 48"W X 40"H, Left	REACT-350-LEFT	CM_2157_9011217
2-27	Reflector Fits Reusable Energy Absorbing Crash Terminal, (REACT-350), 48"W X 40"H, Right	REACT-350-RIGHT	CM_2157_9011218
2-28	Reflector Fits Smart Cushion Innovations Crash Cushion, (SCI-100GM), 36"W X 24"H, Center	SCI-100GM-CENTER	CM_2157_9011219
2-29	Reflector Fits Smart Cushion Innovations Crash Cushion, (SCI-100GM), 36"W X 24"H, Left	SCI-100GM-LEFT	CM_2157_9011220
2-30	Reflector Fits Smart Cushion Innovations Crash Cushion, (SCI-100GM), 36"W X 24"H, Right	SCI-100GM-RIGHT	CM_2157_9011221
2-31	Reflector Fits Sequential Kinking Terminal End, (SKT-P), 19.5" X 19.5", Center	SKT-P-CENTER	CM_2157_9011222
2-32	Reflector Fits Sequential Kinking Terminal End, (SKT-P), 19.5" X 19.5", Left	SKT-P-LEFT	CM_2157_9011223
2-33	Reflector Fits Sequential Kinking Terminal End, (SKT-P), 19.5" X 19.5", Right	SKT-P-RIGHT	CM_2157_9011224
2-34	Reflector Fits Slotted Rail Terminal End, (SRT-350), 24"W X 16"H, Left	SRT-350-LEFT	CM_2157_9011225
2-35	Reflector Fits Slotted Rail Terminal End, (SRT-350), 24"W X 16"H, Right	SRT-350-RIGHT	CM_2157_9011226
2-36	Reflector Fits Softstop Terminal End, 6"W x 29"H, Left	SSTOPTLEFT	CM_2157_9011227
2-37	Reflector Fits Softstop Terminal End, 6"W x 29"H, Right	SSTOPTRIGHT	CM_2157_9011228
2-38	Reflector Fits Trinity Attenuating Crash Unit, (TRACC), 35"W X 25"H, Center	TRACC-CENTER	CM_2157_9011229
2-39	Reflector Fits Trinity Attenuating Crash Unit, (TRACC), 35"W X 25"H, Left	TRACC-LEFT	CM_2157_9011230
2-40	Reflector Fits Trinity Attenuating Crash Unit, (TRACC), 35"W X 25"H, Right	TRACC-RIGHT	CM_2157_9011231
2-41	Reflector Fits Universal TAU-II System Crash Cushion, 34"W X 20"H, Center	UT-IISCC-CENTER	CM_2157_9011232
2-42	Reflector Fits Universal TAU-II System Crash Cushion, 34"W X 20"H, Left	UT-IISCC-LEFT	CM_2157_9011233
2-43	Reflector Fits Universal TAU-II System Crash Cushion, 34"W X 20"H, Right	UT-IISCC-RIGHT	CM_2157_9011234

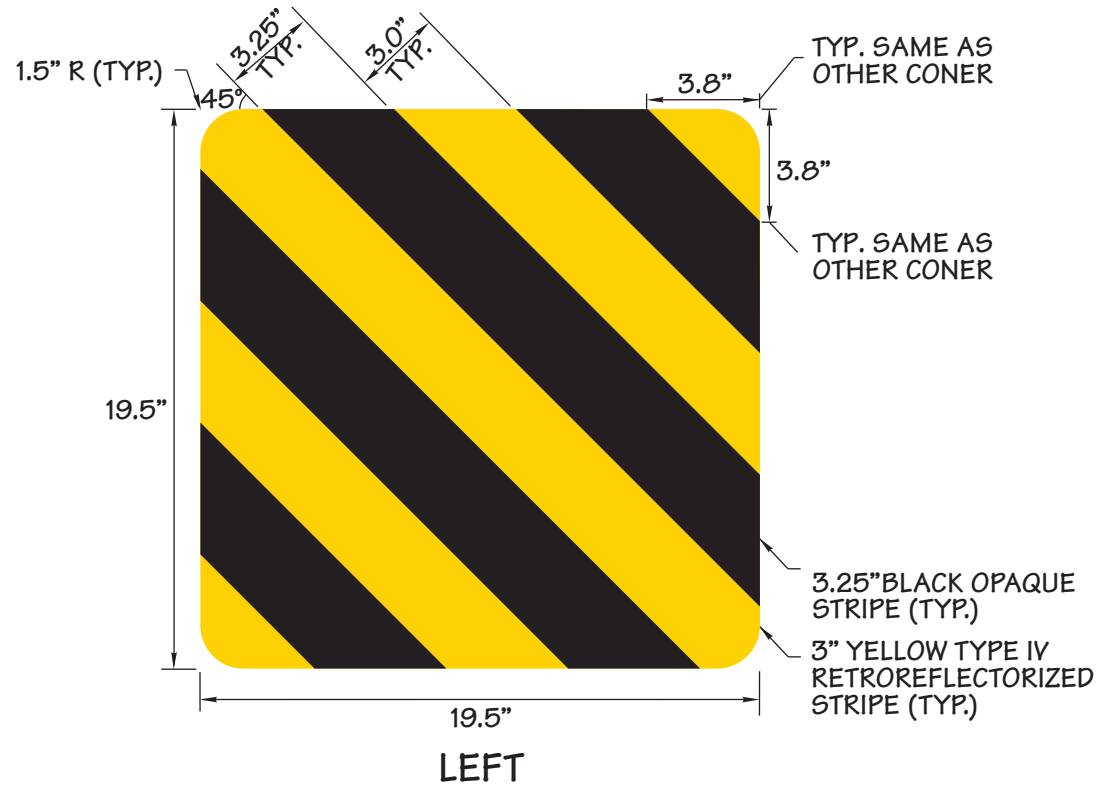
These drawing are for reference only, do not scale. They include the requirement for 3" reflective and a 3.25" black out with 1.5" radius coners.
(note dimensionally square reflectors have a Left and Right unless specified one unit for both with a L and R)



Title:	IMPACT HEAD REFLECTORS
Description:	INDEX OF DRAWINGS
Date:	20-MAY-2019

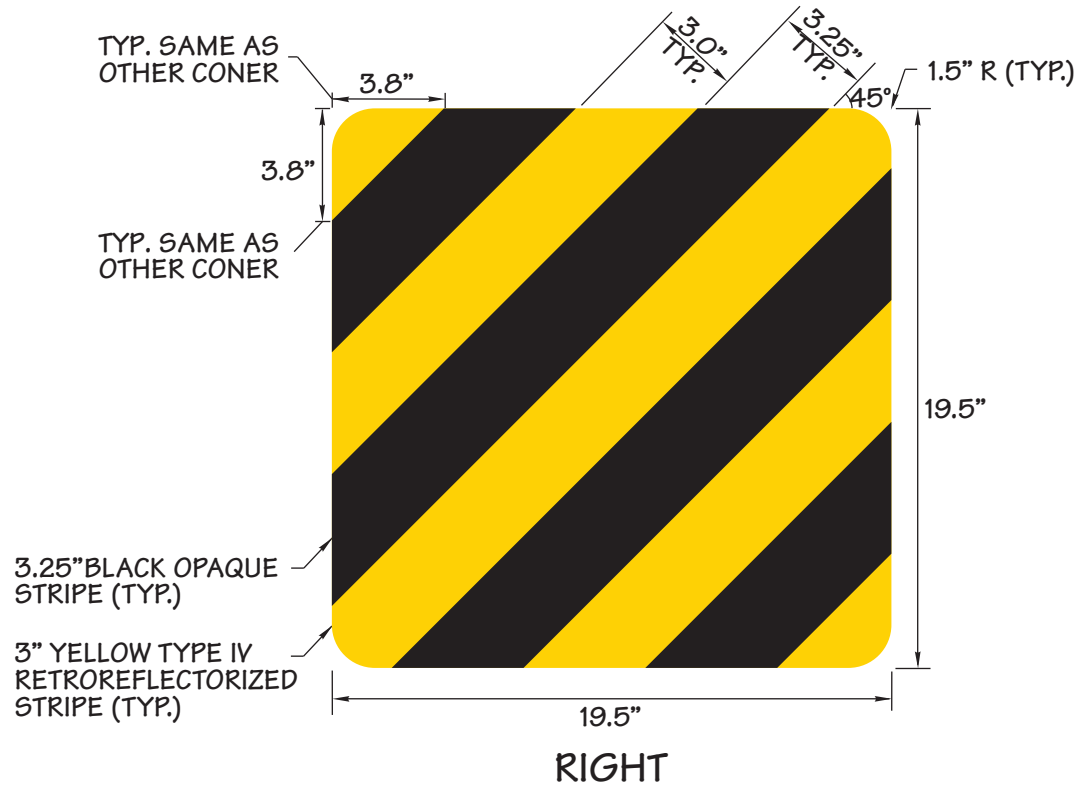
Page

2-iii

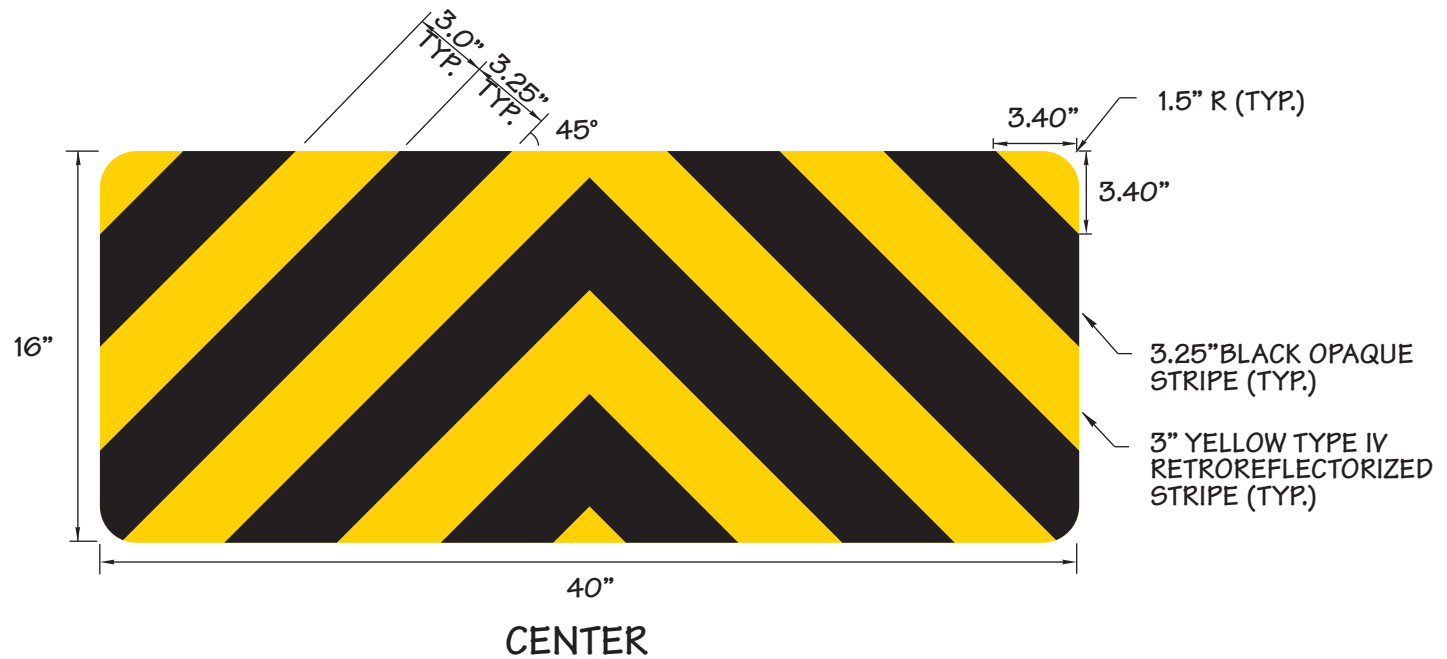


Description: REFLECTOR FITS BOX-BEAM BURSTING ENERGY ABSORBING TERMINAL END (BEAT AND BEAT-MT), 19.5" X 19.5", LEFT

	Size:	19.5" X 19.5"	Sheeting Type:	Type IV (HIP)	Substrate:	N/A	Page
	Manufacture Part #:	BEAT-BEAT-MT-LEFT	Sheeting Color:	Yellow	Date:	20-MAY-2019	
	CM#:	CM_2157_9011192	Print Color:	Black (Opaque)	Scale:	Do Not Scale (Reference Only)	

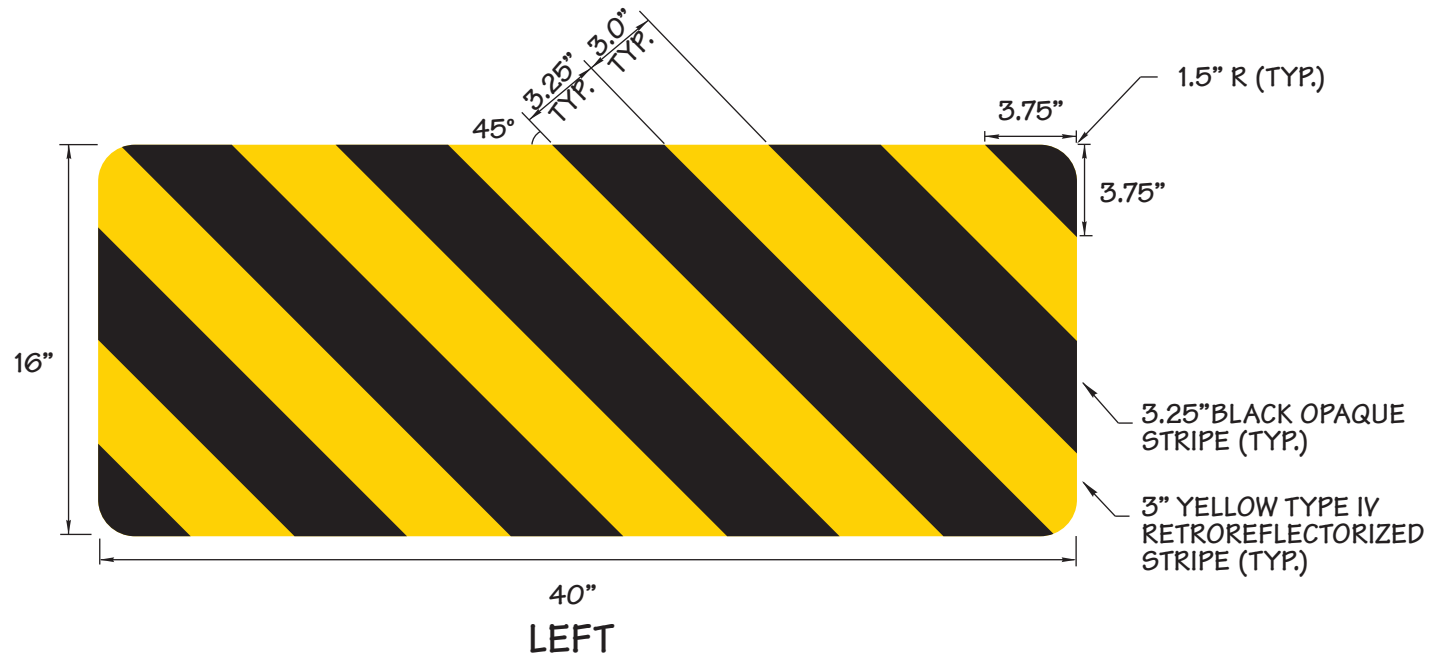


Description:		REFLECTOR FITS BOX-BEAM BURSTING ENERGY ABSORBING TERMINAL END (BEAT AND BEAT-MT), 19.5" X 19.5", RIGHT					
	Size:	19.5" X 19.5"	Sheeting Type:	Type IV (HIP)	Substrate:	N/A	Page 2-2
	Manufacture Part #:	BEAT-BEAT-MT-RIGHT	Sheeting Color:	Yellow	Date:	20-MAY-2019	
	CM#:	CM_2157_9011193	Print Color:	Black (Opaque)	Scale:	Do Not Scale (Reference Only)	



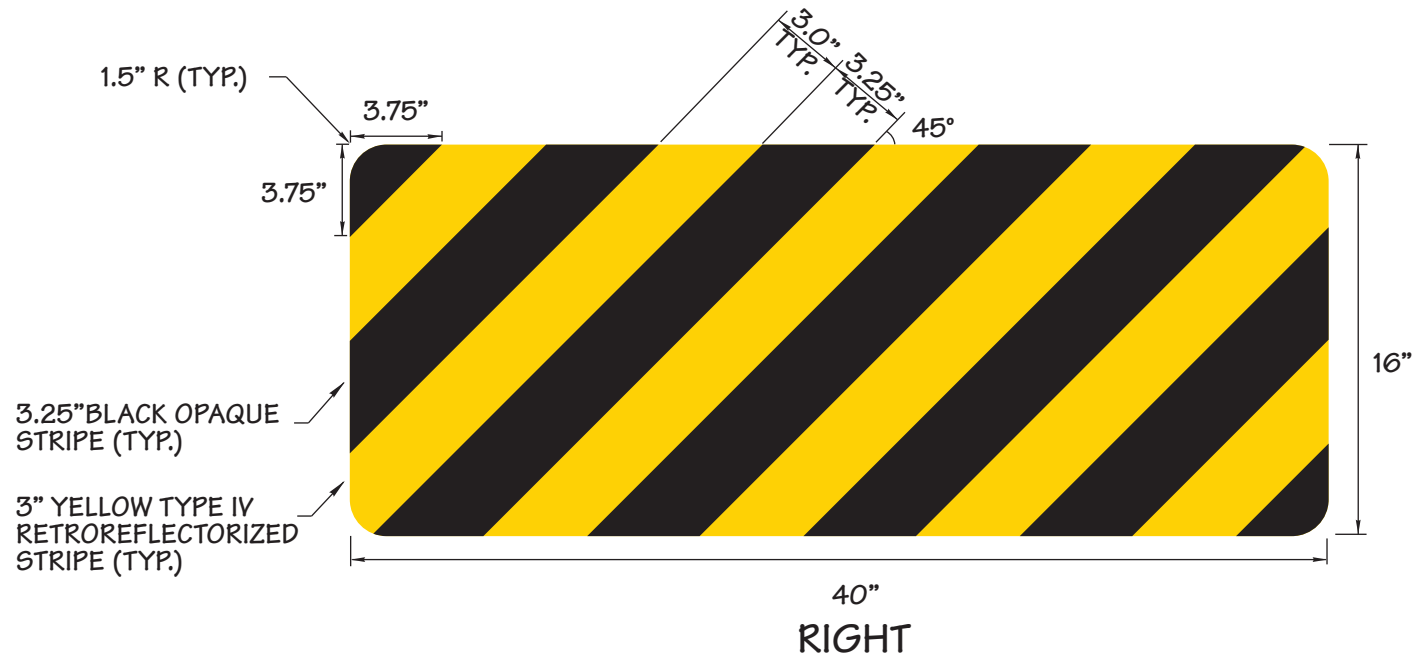
Description: REFLECTOR FITS CRASH CUSHION ATTENUATING TERMINAL, (CAT-350), 40"W X 16"H, CENTER

	Size:	40"W X 16"H	Sheeting Type:	Type IV (HIP)	Substrate:	N/A	Page 2-3
	Manufacture Part #:	CAT-350-CENTER	Sheeting Color:	Yellow	Date:	20-MAY-2019	
	CM#:	CM_2157_9011194	Print Color:	Black (Opaque)	Scale:	Do Not Scale (Reference Only)	



Description: REFLECTOR FITS CRASH CUSHION ATTENUATING TERMINAL, (CAT-350), 40"W X 16"H, LEFT

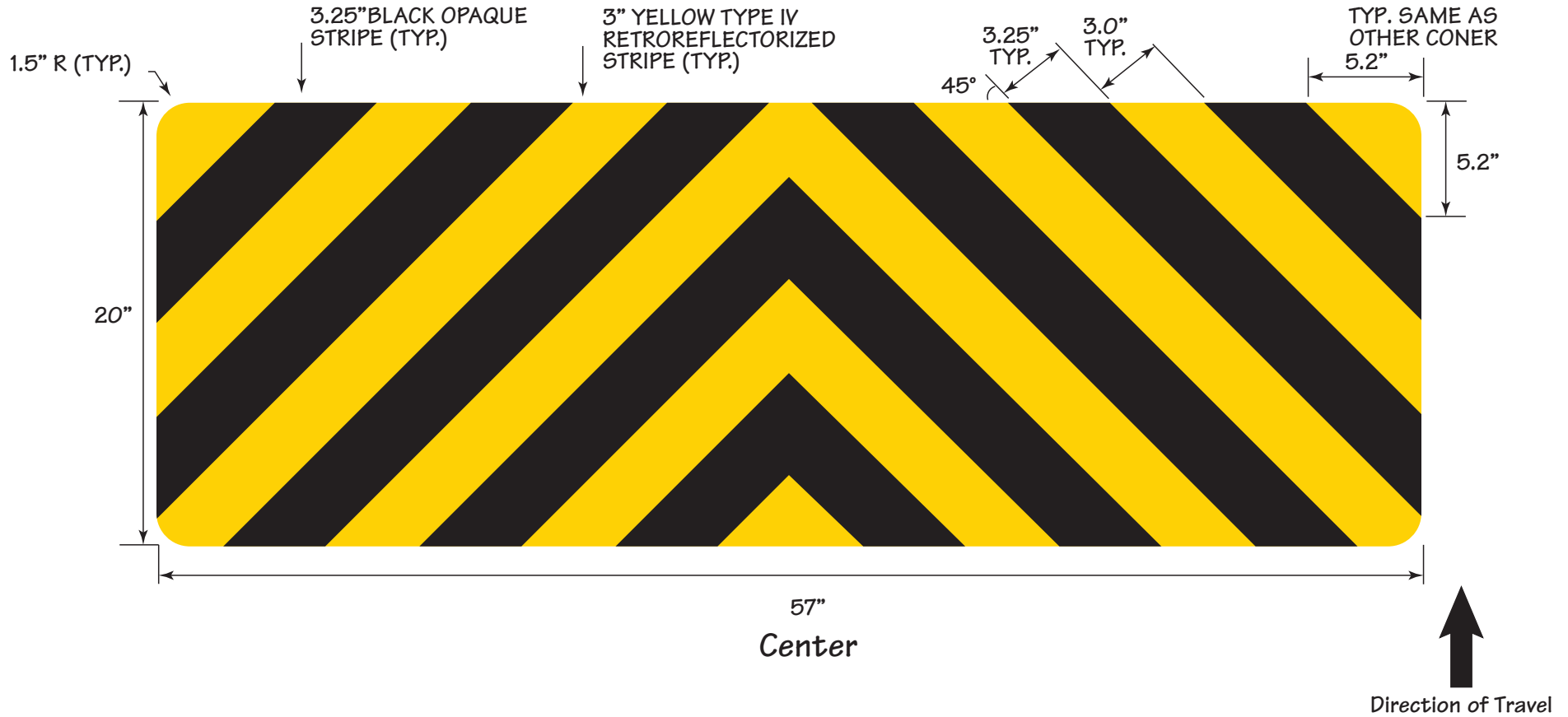
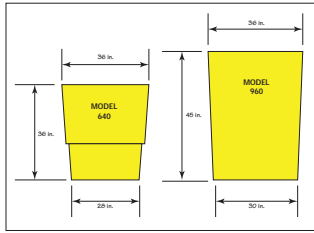
	Size:	40"W X 16"H	Sheeting Type:	Type IV (HIP)	Substrate:	N/A	Page 2-4
	Manufacture Part #:	CAT-350-LEFT	Sheeting Color:	Yellow	Date:	20-MAY-2019	
	CM#:	CM_2157_9011195	Print Color:	Black (Opaque)	Scale:	Do Not Scale (Reference Only)	



Description: REFLECTOR FITS CRASH CUSHION ATTENUATING TERMINAL, (CAT-350), 40"W X 16"H, RIGHT

	Size:	40"W X 16"H	Sheeting Type:	Type IV (HIP)	Substrate:	N/A	Page 2-5
	Manufacture Part #:	CAT-350-RIGHT	Sheeting Color:	Yellow	Date:	20-MAY-2019	
	CM#:	CM_2157_9011196	Print Color:	Black (Opaque)	Scale:	Do Not Scale (Reference Only)	

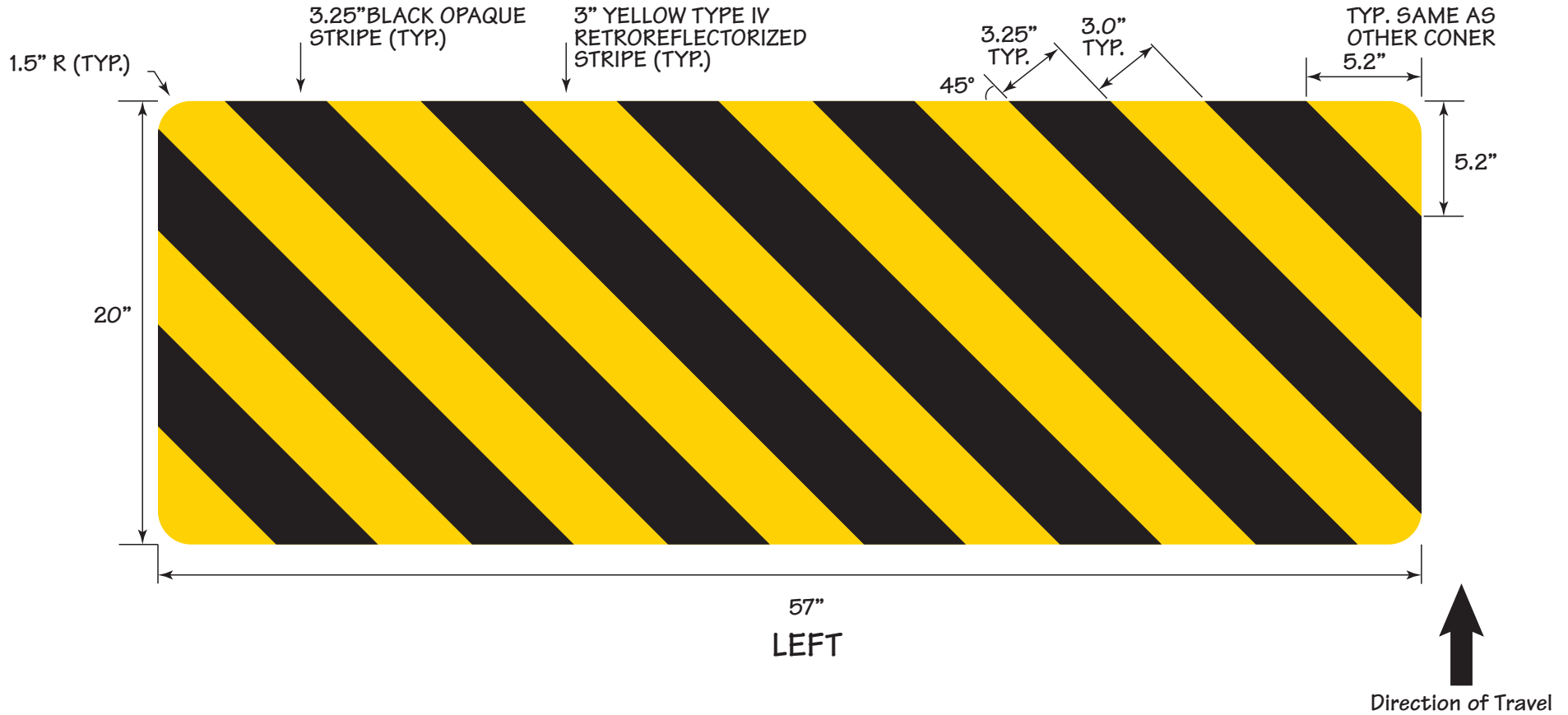
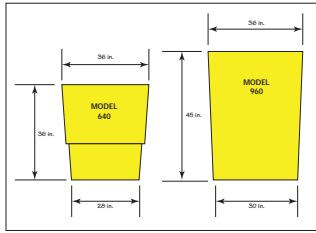
Energite III® System Dimensions



Description: REFLECTOR FITS ENERGITE III SYSTEM, 57"W X 20"H, CENTER

	Size:	57"W X 20"H	Sheeting Type:	Type IV (HIP)	Substrate:	N/A	Page 2-6
	Manufacture Part #:	E-IIISYSTEM-CENTER	Sheeting Color:	Yellow	Date:	20-MAY-2019	
	CM#:	CM_2157_9011197	Print Color:	Black (Opaque)	Scale:	Do Not Scale (Reference Only)	

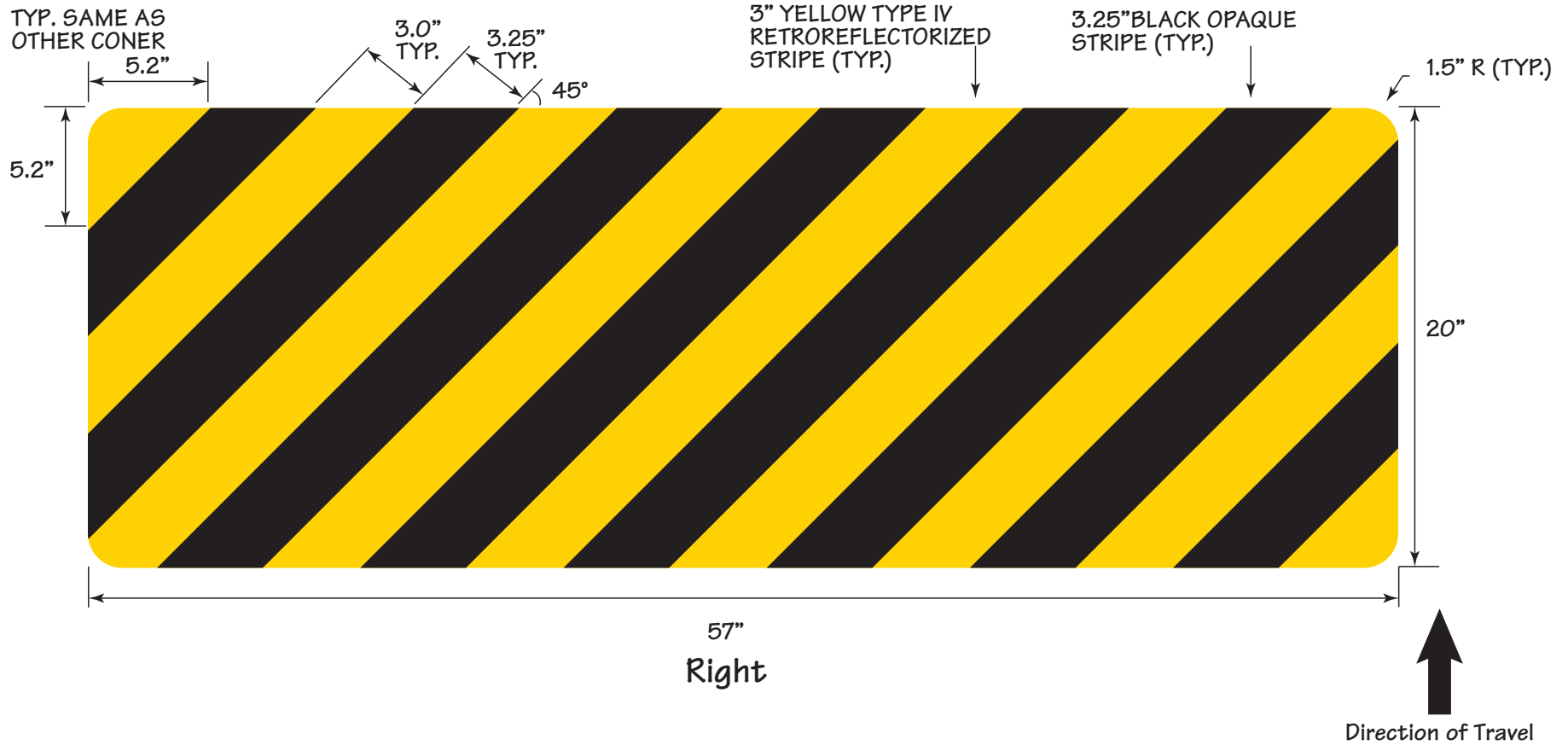
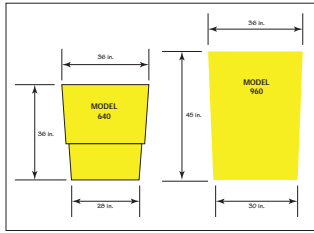
Energite III® System Dimensions



Description: REFLECTOR FITS ENERGITE III SYSTEM, 57"W X 20"H, LEFT

	Size:	57"W X 20"H	Sheeting Type:	Type IV (HIP)	Substrate:	N/A	Page 2-7
	Manufacture Part #:	E-IIISYSTEM-LEFT	Sheeting Color:	Yellow	Date:	20-MAY-2019	
	CM#:	CM_2157_9011198	Print Color:	Black (Opaque)	Scale:	Do Not Scale (Reference Only)	

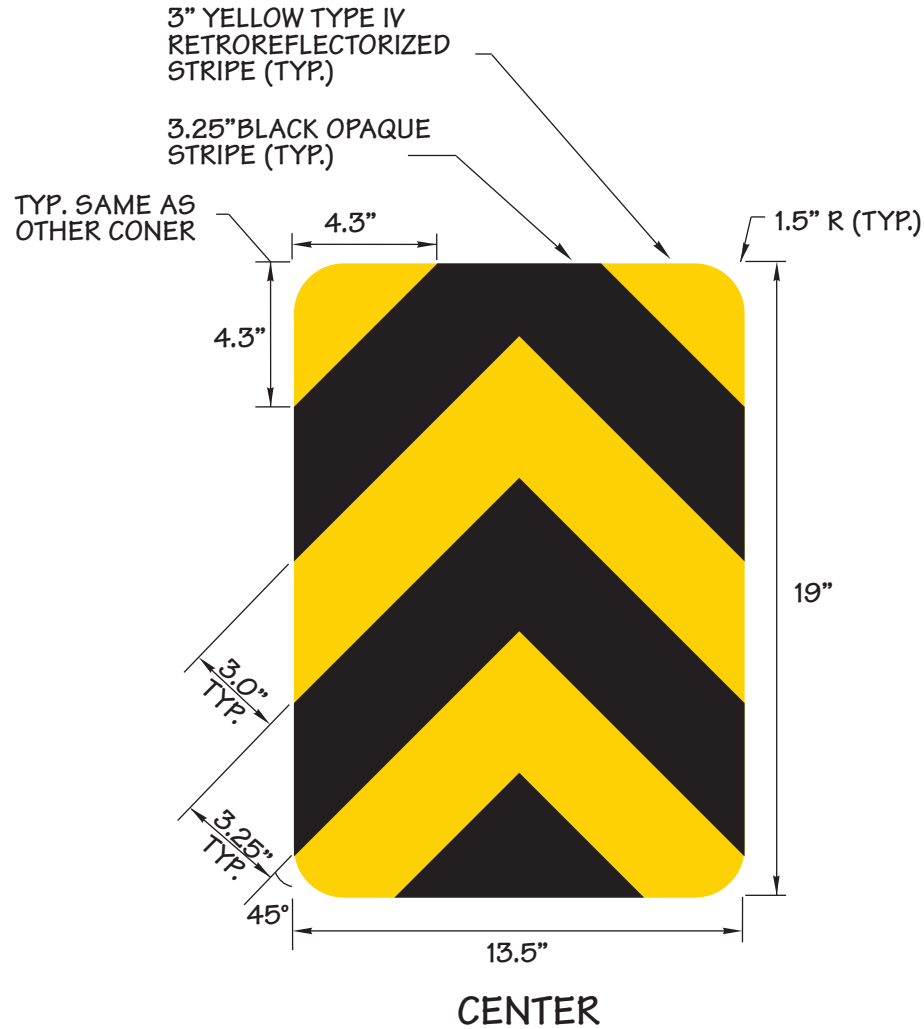
Energite III® System Dimensions



Description: REFLECTOR FITS ENERGITE III SYSTEM, 57"W X 20"H, RIGHT



Size:	57"W X 20"H,	Sheeting Type:	Type IV (HIP)	Substrate:	N/A
Manufacture Part #:	E-IIISYSTEM-RIGHT	Sheeting Color:	Yellow	Date:	20-MAY-2019
CM#:	CM_2157_9011199	Print Color:	Black (Opaque)	Scale:	Do Not Scale (Reference Only)



Description: REFLECTOR FITS FLARED ENERGY ABSORBING TERMINAL END, (FLEAT-SP), 13.5"W X 19"H, CENTER

	Size:	13.5"W X 19"H	Sheeting Type:	Type IV (HIP)	Substrate:	N/A	Page
	Manufacture Part #:	FLEAT-SP-CENTER	Sheeting Color:	Yellow	Date:	20-MAY-2019	
	CM#:	CM_2157_9011200	Print Color:	Black (Opaque)	Scale:	Do Not Scale (Reference Only)	



3" YELLOW TYPE IV
RETROREFLECTORIZED
STRIPE (TYP.)

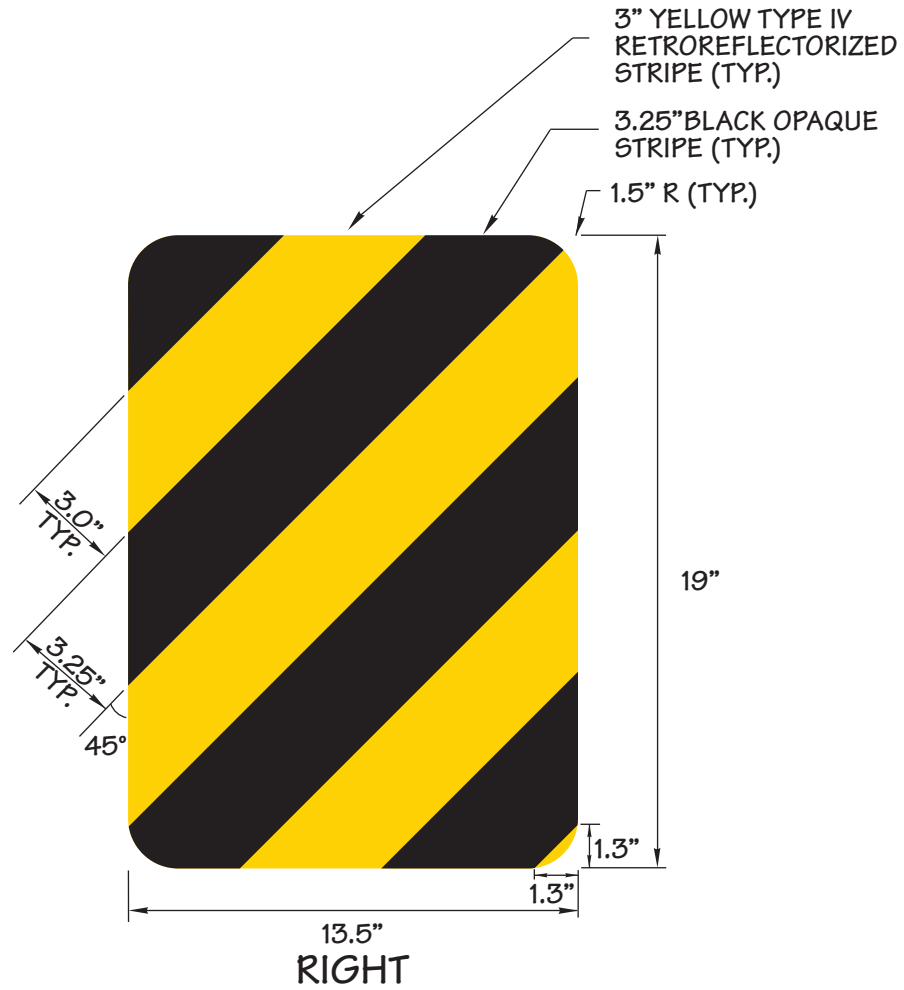
3.25" BLACK OPAQUE
STRIPE (TYP.)

1.5" R (TYP.)



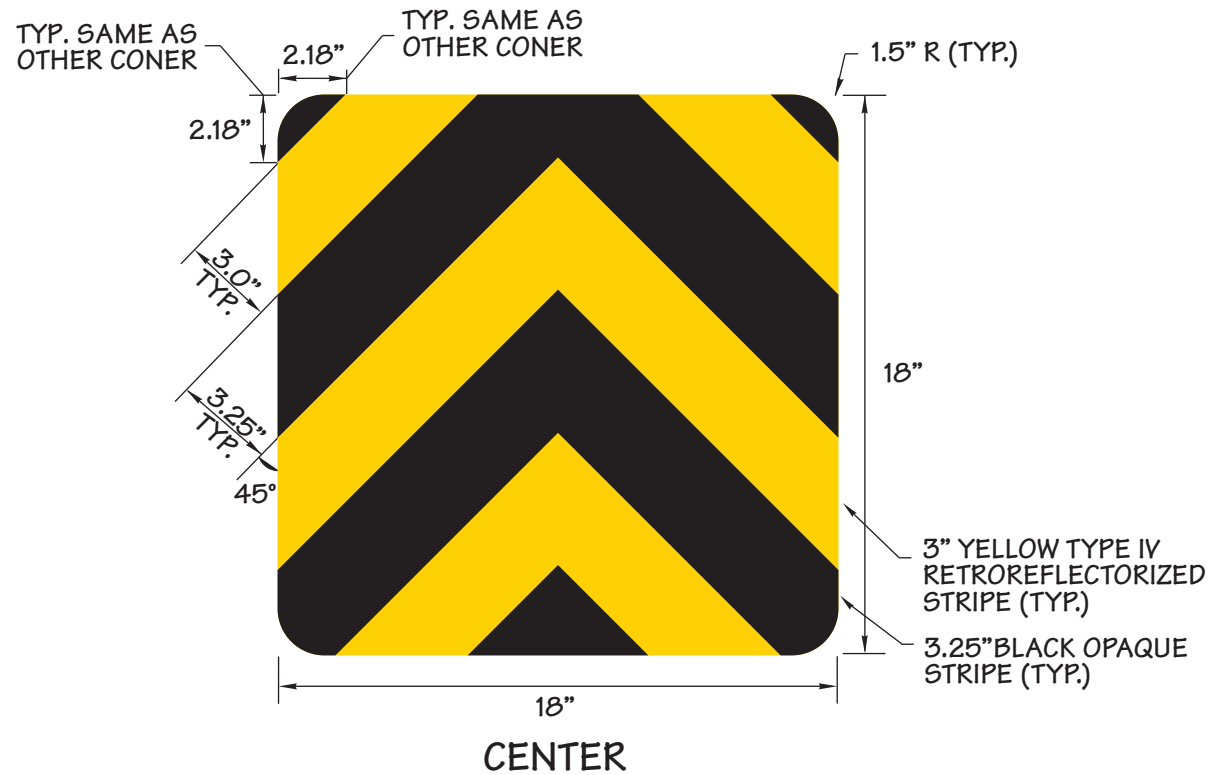
Description: REFLECTOR FITS FLARED ENERGY ABSORBING TERMINAL END, (FLEAT-SP), 13.5"W X 19"H, LEFT

	Size:	13.5"W X 19"H	Sheeting Type:	Type IV (HIP)	Substrate:	N/A	Page 2-10
	Manufacture Part #:	FLEAT-SP-LEFT	Sheeting Color:	Yellow	Date:	20-MAY-2019	
	CM#:	CM_2157_9011201	Print Color:	Black (Opaque)	Scale:	Do Not Scale (Reference Only)	



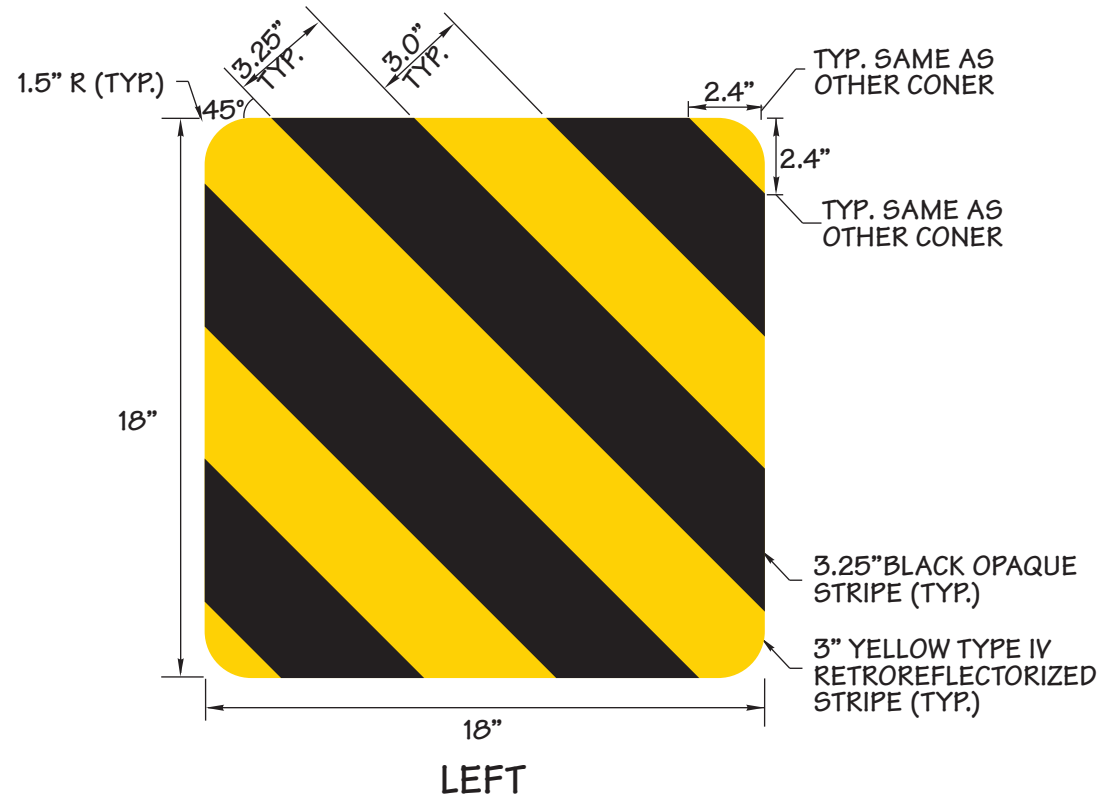
Description: REFLECTOR FITS FLARED ENERGY ABSORBING TERMINAL END, (FLEAT-SP), 13.5"W X 19"H, RIGHT

	Size:	13.5"W X 19"H	Sheeting Type:	Type IV (HIP)	Substrate:	N/A	Page 2-11
	Manufacture Part #:	FLEAT-SP-RIGHT	Sheeting Color:	Yellow	Date:	20-MAY-2019	
	CM#:	CM_2157_9011202	Print Color:	Black (Opaque)	Scale:	Do Not Scale (Reference Only)	



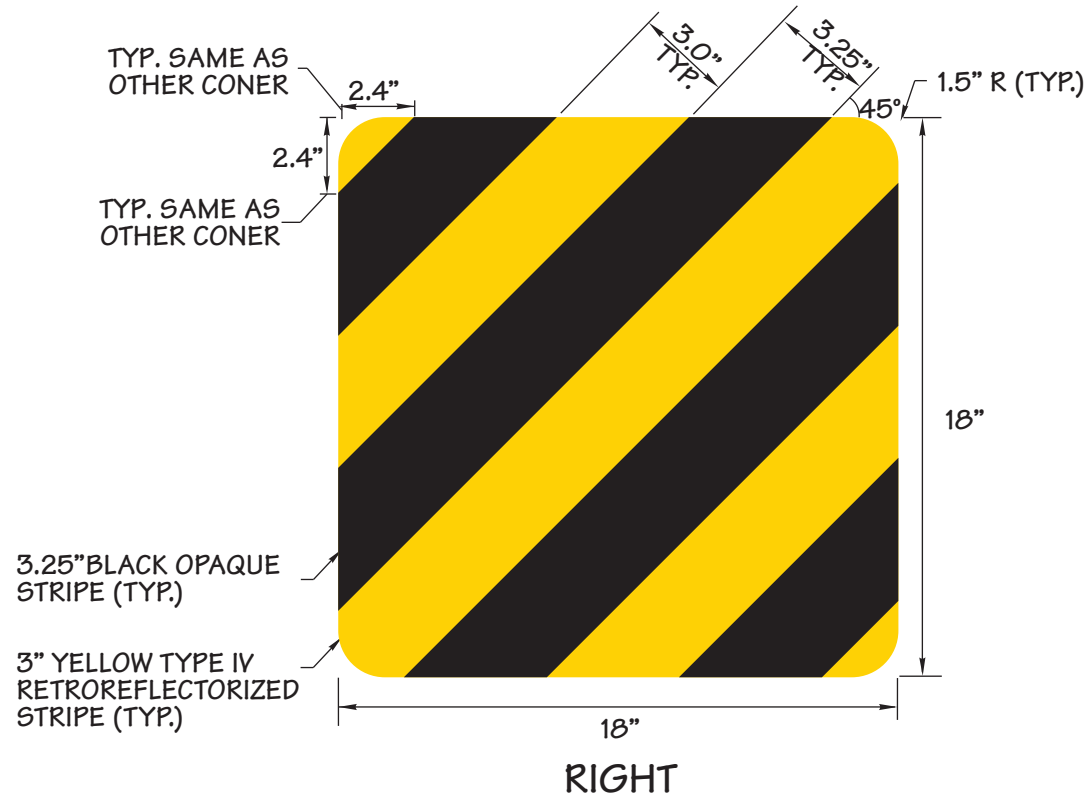
Description: REFLECTOR FITS MASH SEQUENTIAL KINKING TERMINAL (MSKT-SP), 18" X 18", CENTER

	Size:	18" X 18"	Sheeting Type:	Type IV (HIP)	Substrate:	N/A	Page 2-12
	Manufacture Part #:	MSKT-SP-CENTER	Sheeting Color:	Yellow	Date:	20-MAY-2019	
	CM#:	CM_2157_9011203	Print Color:	Black (Opaque)	Scale:	Do Not Scale (Reference Only)	



Description: REFLECTOR FITS MASH SEQUENTIAL KINKING TERMINAL (MSKT-SP), 18" X 18", LEFT

	Size:	18" X 18"	Sheeting Type:	Type IV (HIP)	Substrate:	N/A	Page 2-13
	Manufacture Part #:	MSKT-SP-LEFT	Sheeting Color:	Yellow	Date:	20-MAY-2019	
	CM#:	CM_2157_9011204	Print Color:	Black (Opaque)	Scale:	Do Not Scale (Reference Only)	

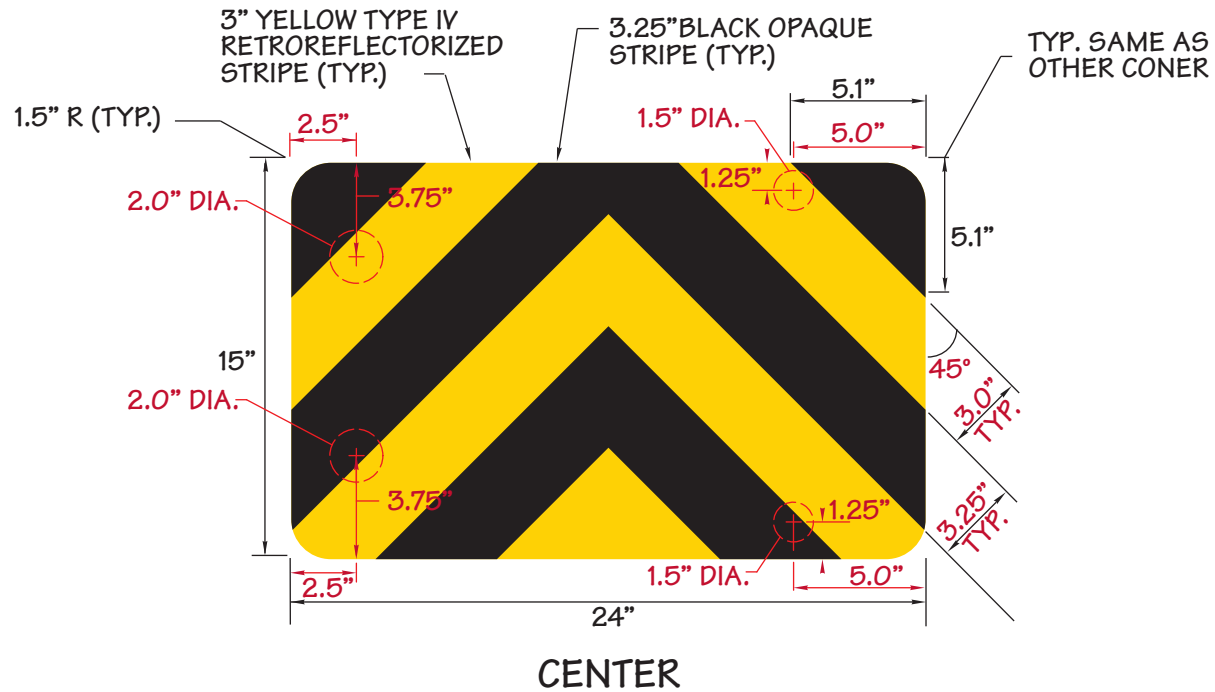


Description: REFLECTOR FITS MASH SEQUENTIAL KINKING TERMINAL (MSKT-SP), 18" X 18", RIGHT

	Size:	18" X 18"	Sheeting Type:	Type IV (HIP)	Substrate:	N/A	Page 2-14
	Manufacture Part #:	MSKT-SP-RIGHT	Sheeting Color:	Yellow	Date:	20-MAY-2019	
	CM#:	CM_2157_9011205	Print Color:	Black (Opaque)	Scale:	Do Not Scale (Reference Only)	



Note: Circles in RED will be cut out.

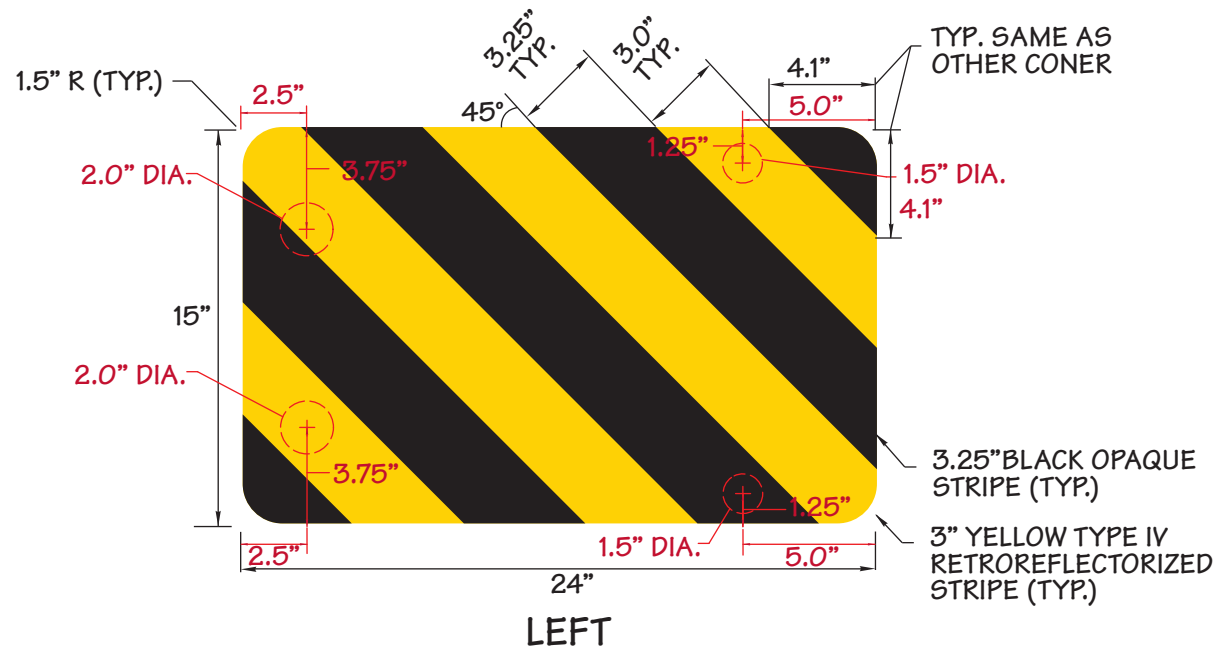


Description: REFLECTOR FITS MAX-TENSION MEDIAN, 24"W X 15"H, CENTER

	Size:	24"W X 15"H	Sheeting Type:	Type IV (HIP)	Substrate:	N/A	Page 2-15
	Manufacture Part #:	M-TM-CENTER	Sheeting Color:	Yellow	Date:	20-MAY-2019	
	CM#:	CM_2157_9011206	Print Color:	Black (Opaque)	Scale:	Do Not Scale (Reference Only)	



Note: Circles in RED will be cut out.



↑
Direction of Travel

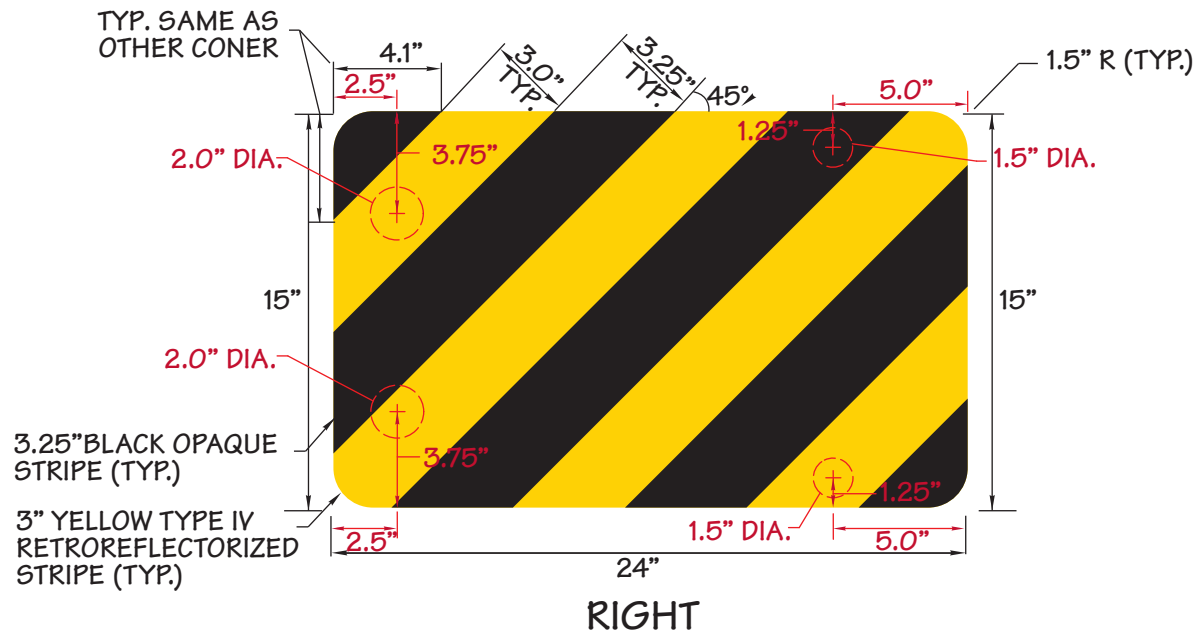
Description: REFLECTOR FITS MAX-TENSION MEDIAN, 24"W X 15"H, LEFT



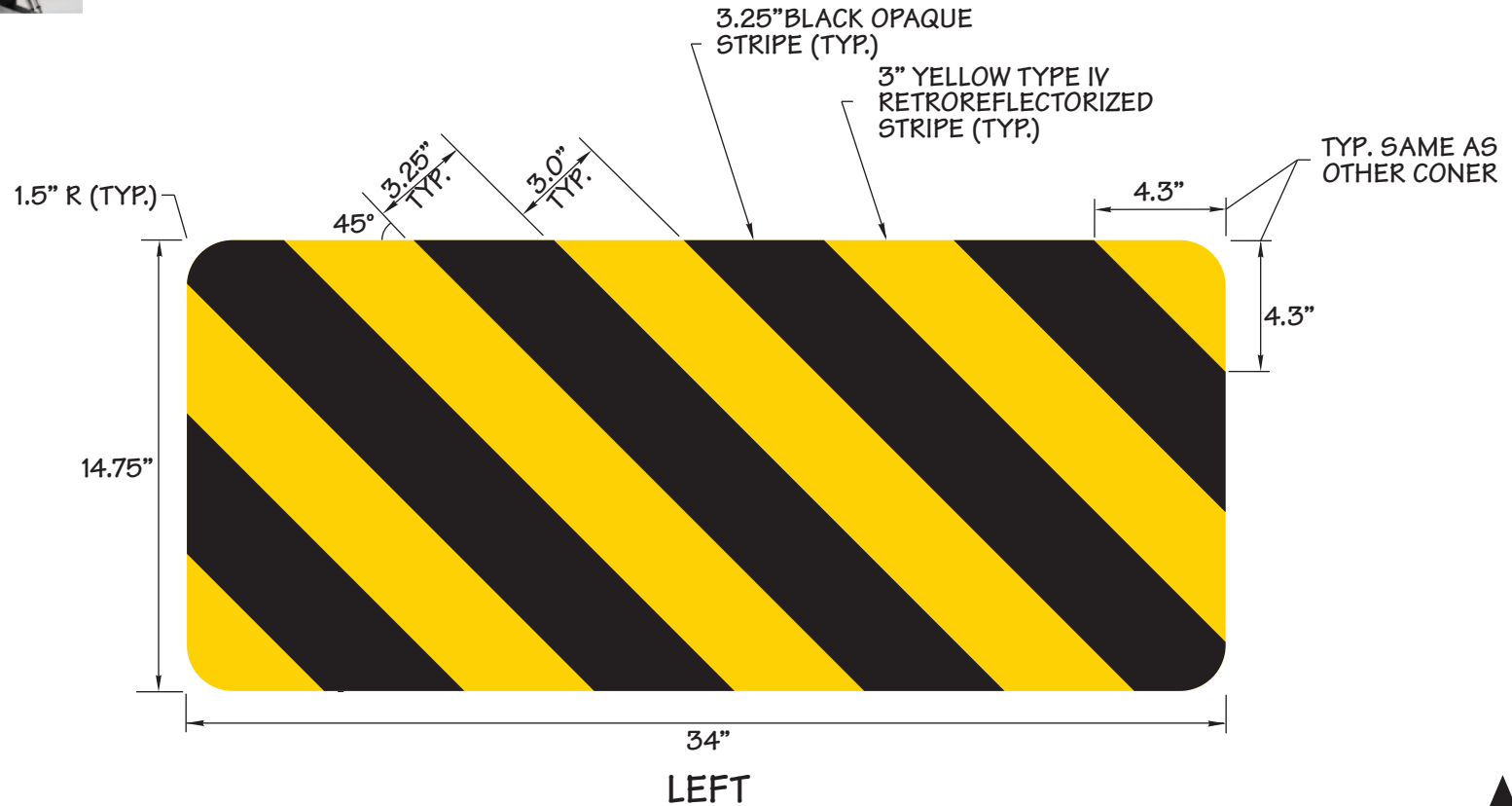
Size:	24"W X 15"H	Sheeting Type:	Type IV (HIP)	Substrate:	N/A
Manufacture Part #:	M-TM-LEFT	Sheeting Color:	Yellow	Date:	20-MAY-2019
CM#:	CM_2157_9011207	Print Color:	Black (Opaque)	Scale:	Do Not Scale (Reference Only)



Note: Circles in RED will be cut out.

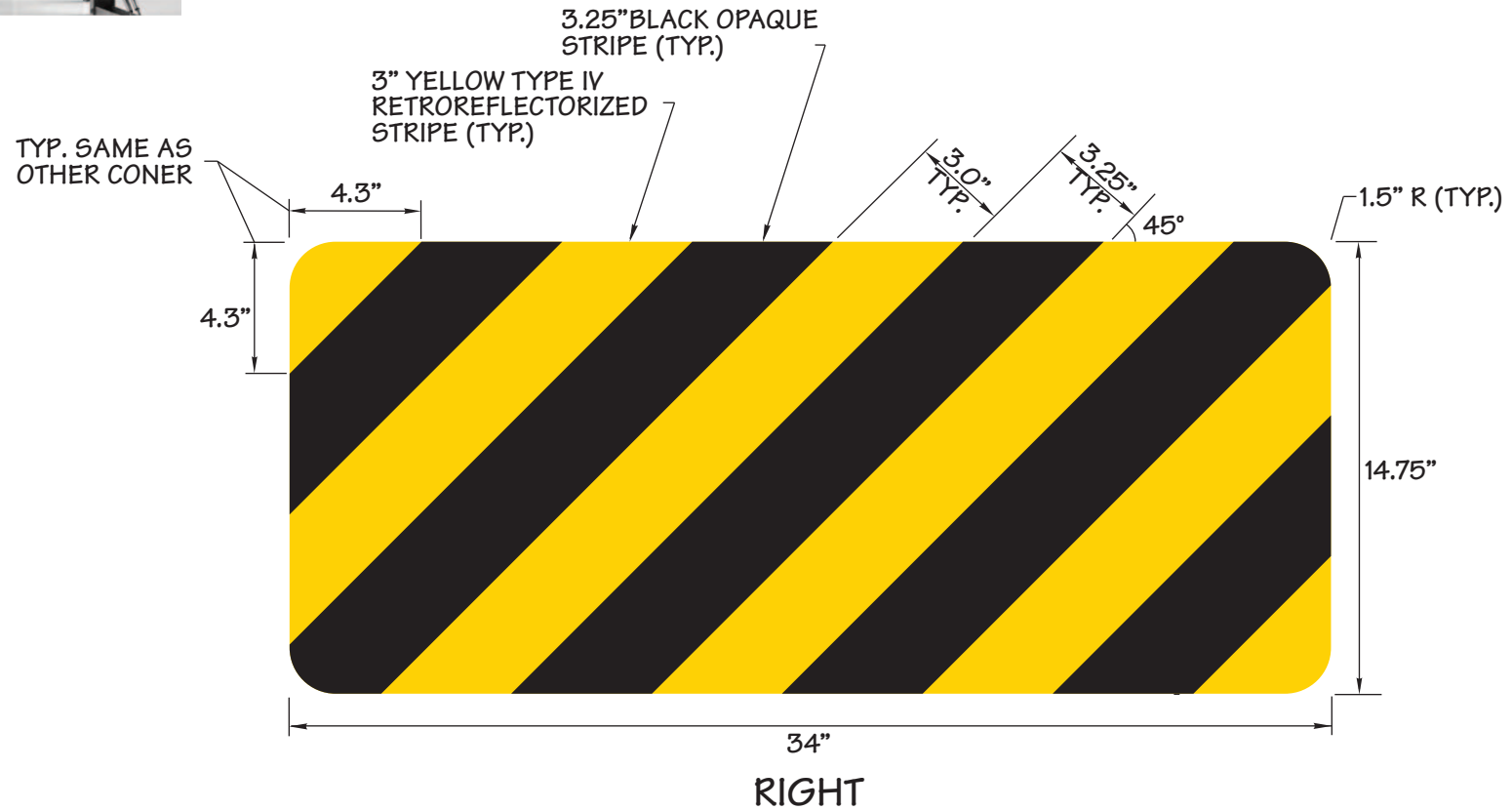


Description:		REFLECTOR FITS MAX-TENSION MEDIAN, 24"W X 15"H, RIGHT					
	Size:	24"W X 15"H	Sheeting Type:	Type IV (HIP)	Substrate:	N/A	Page 2-17
	Manufacture Part #:	M-TM-RIGHT	Sheeting Color:	Yellow	Date:	20-MAY-2019	
	CM#:	CM_2157_9011208	Print Color:	Black (Opaque)	Scale:	Do Not Scale (Reference Only)	



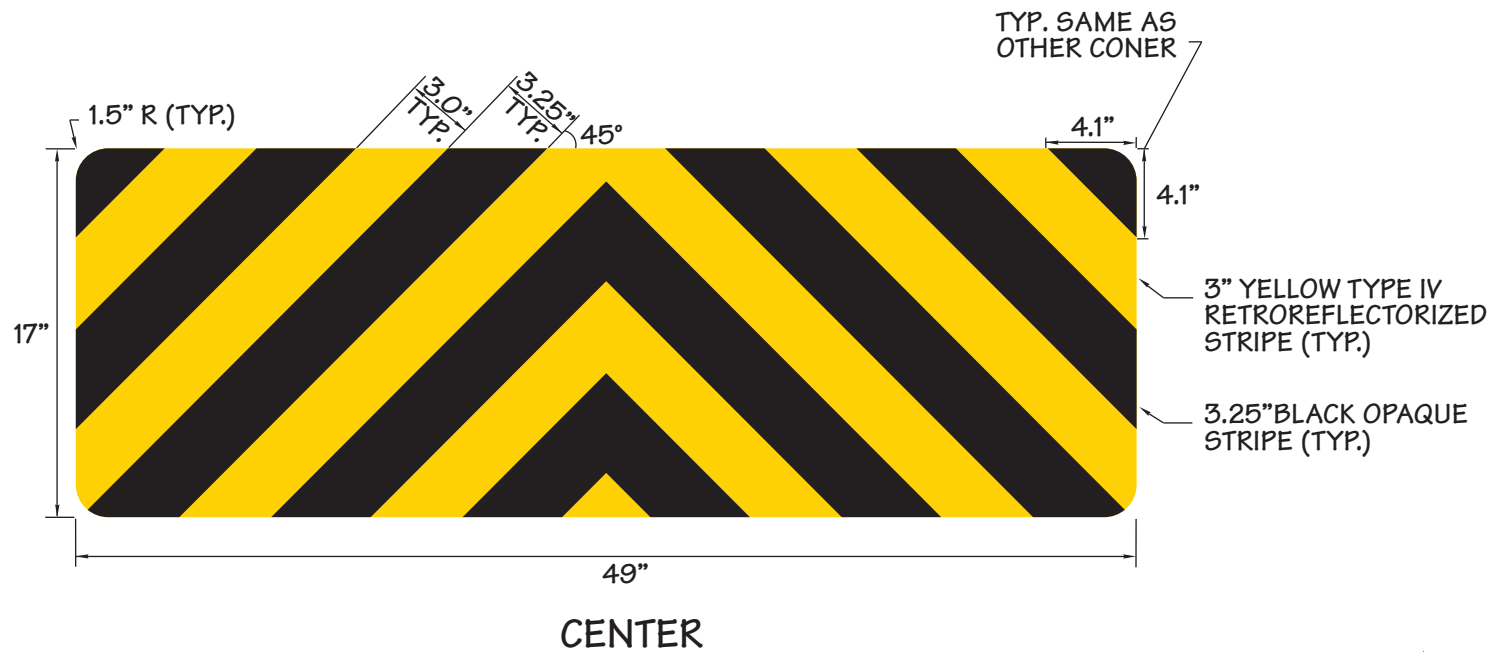
Description: REFLECTOR FITS MAX-TENSION TANGENT, TERMINAL END, 34"W X 14.75"H, LEFT

	Size:	34"W X 14.75"H	Sheeting Type:	Type IV (HIP)	Substrate:	N/A	Page 2-18
	Manufacture Part #:	M-TTE-LEFT	Sheeting Color:	Yellow	Date:	20-MAY-2019	
	CM#:	CM_2157_9011209	Print Color:	Black (Opaque)	Scale:	Do Not Scale (Reference Only)	



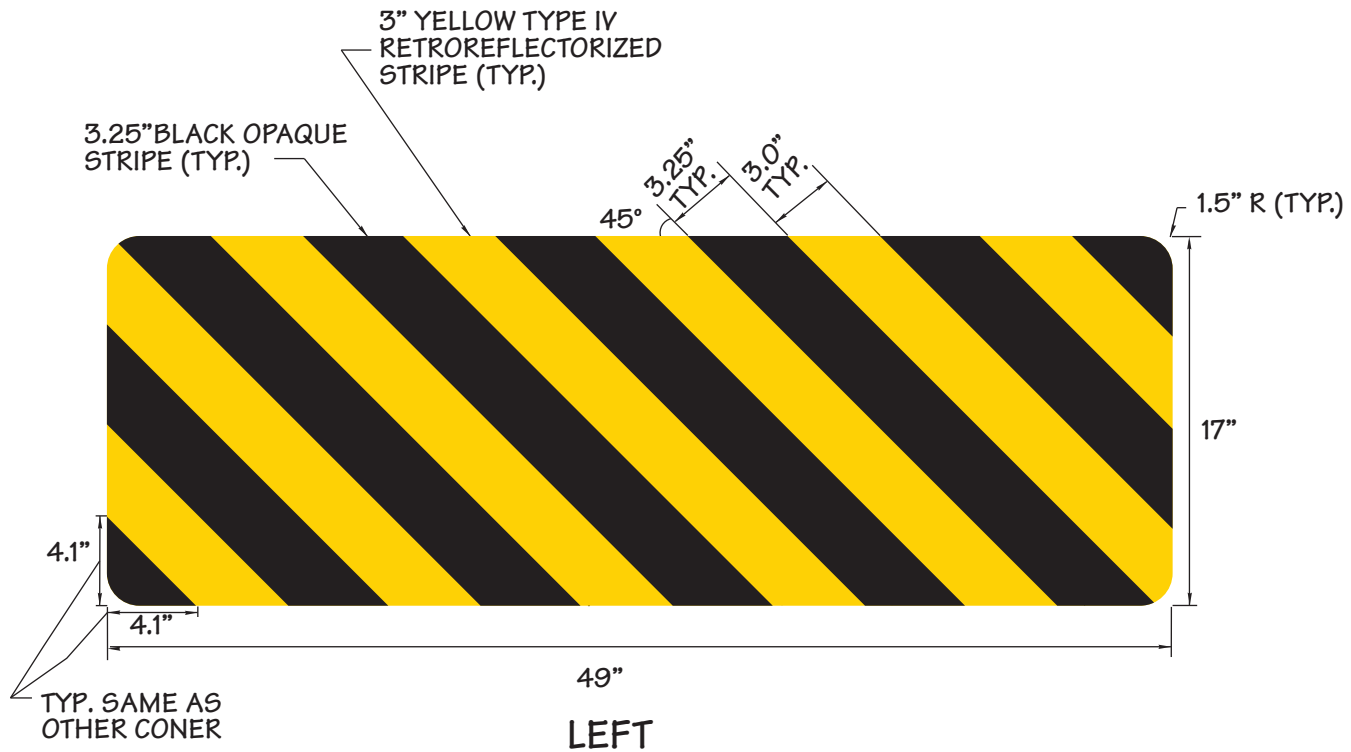
Description: REFLECTOR FITS MAX-TENSION TANGENT, TERMINAL END, 34"W X 14.75"H, RIGHT

	Size:	34"W X 14.75"H	Sheeting Type:	Type IV (HIP)	Substrate:	N/A	Page
	Manufacture Part #:	M-TTE-RIGHT	Sheeting Color:	Yellow	Date:	20-MAY-2019	
	CM#:	CM_2157_9011210	Print Color:	Black (Opaque)	Scale:	Do Not Scale (Reference Only)	



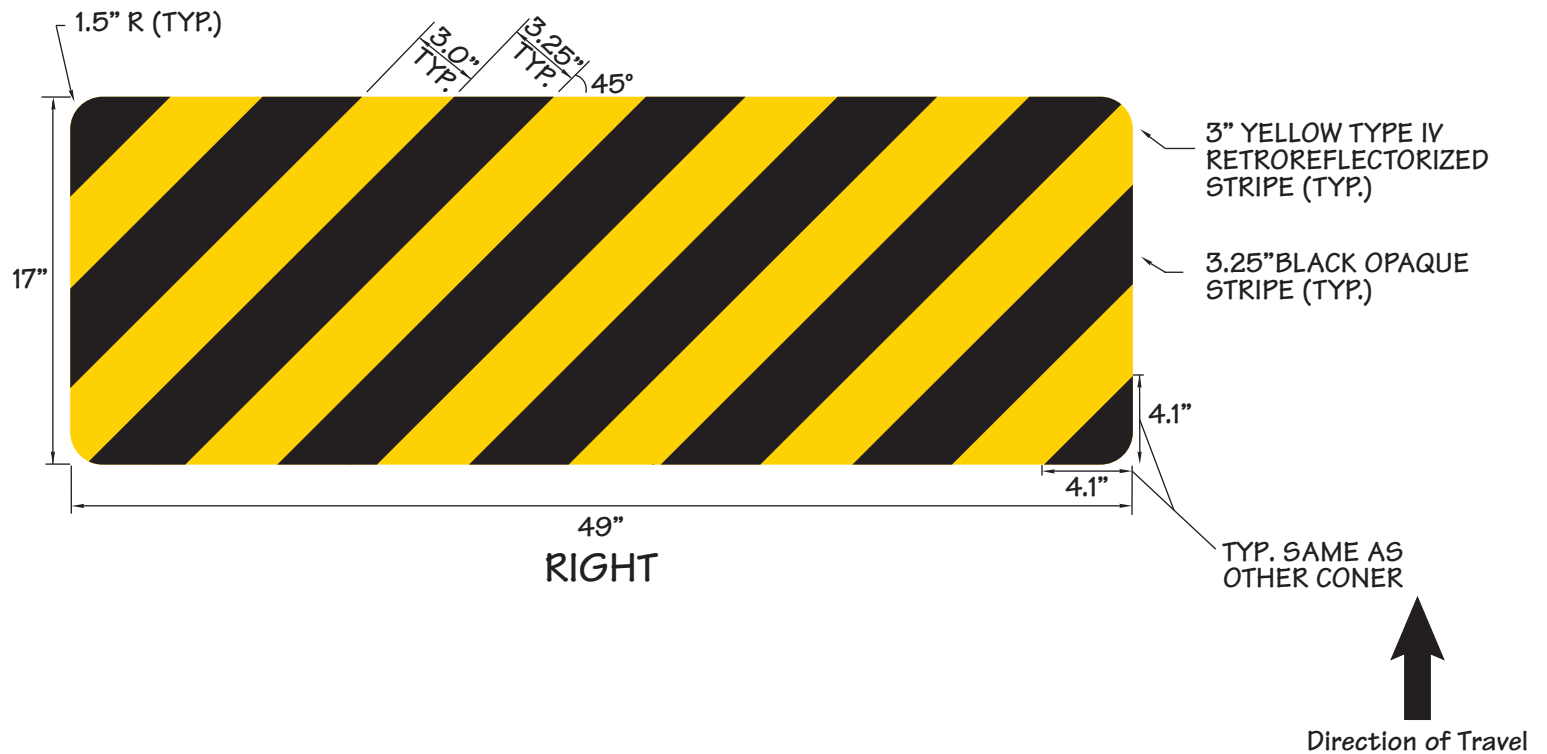
Description: REFLECTOR FITS QUADGUARD CRASH CUSHION, 49"W X 17"H, CENTER

	Size:	49"W X 17"H	Sheeting Type:	Type IV (HIP)	Substrate:	N/A	Page
	Manufacture Part #:	QCC-CENTER	Sheeting Color:	Yellow	Date:	20-MAY-2019	
	CM#:	CM_2157_9011211	Print Color:	Black (Opaque)	Scale:	Do Not Scale (Reference Only)	



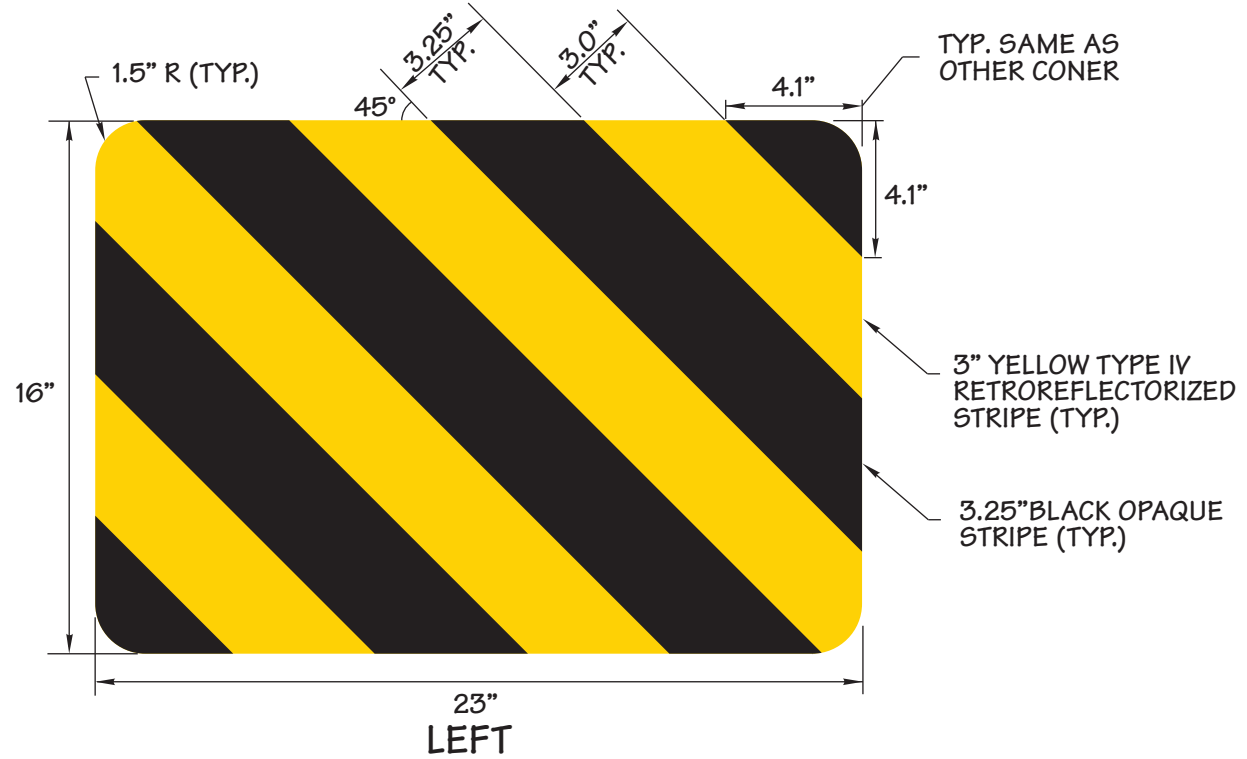
Description: REFLECTOR FITS QUADGUARD CRASH CUSHION, 49"W X 17"H, LEFT

	Size:	49"W X 17"H	Sheeting Type:	Type IV (HIP)	Substrate:	N/A	Page 2-21
	Manufacture Part #:	QCC-LEFT	Sheeting Color:	Yellow	Date:	20-MAY-2019	
	CM#:	CM_2157_9011212	Print Color:	Black (Opaque)	Scale:	Do Not Scale (Reference Only)	



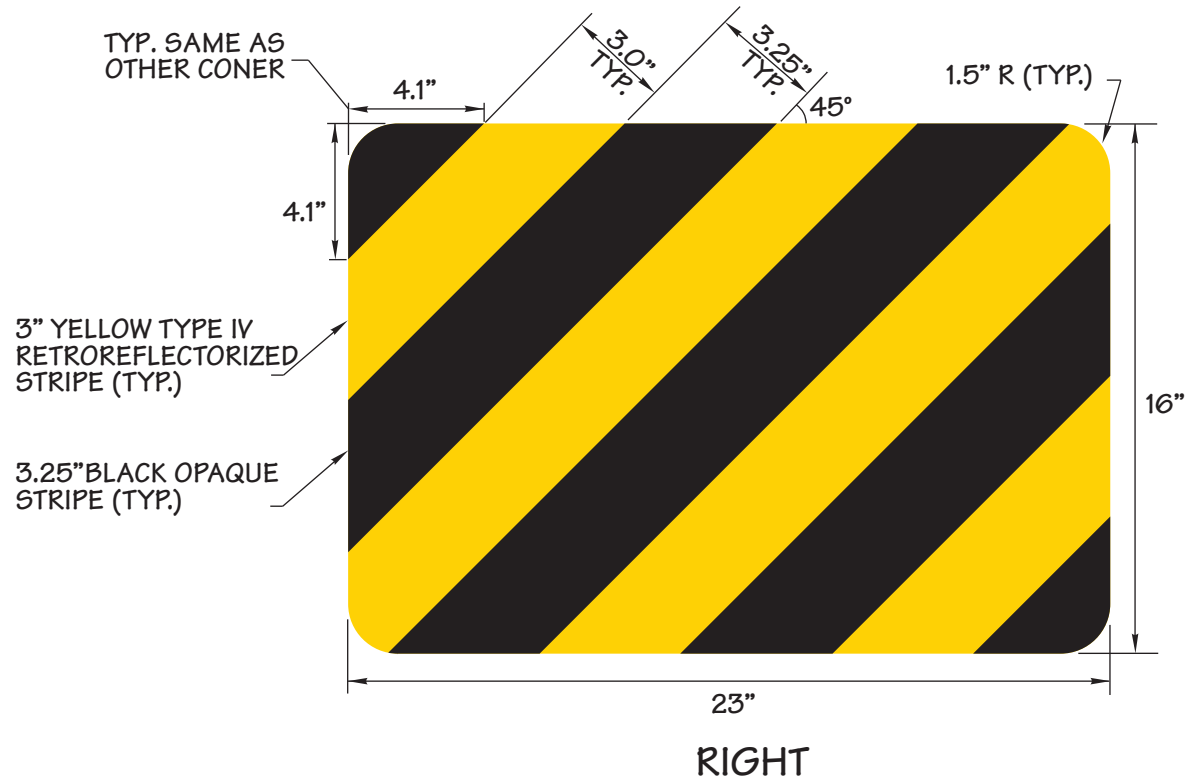
Description: REFLECTOR FITS QUADGUARD CRASH CUSHION, 49"W X 17"H, RIGHT

	Size:	49"W X 17"H	Sheeting Type:	Type IV (HIP)	Substrate:	N/A	Page 2-22
	Manufacture Part #:	QCC-RIGHT	Sheeting Color:	Yellow	Date:	20-MAY-2019	
	CM#:	CM_2157_9011213	Print Color:	Black (Opaque)	Scale:	Do Not Scale (Reference Only)	



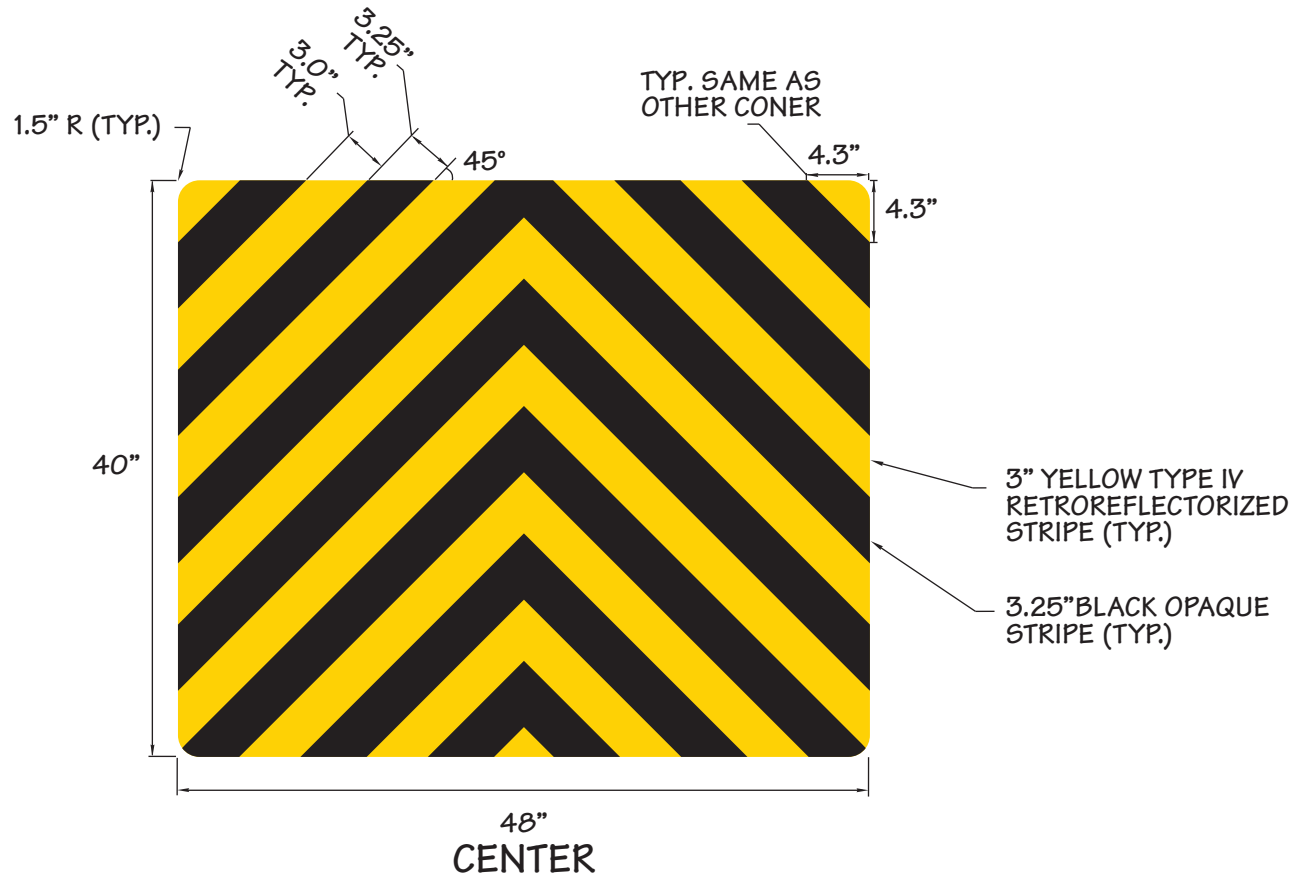
Description: REFLECTOR FITS R-B TERMINAL SECTION, 23"W X 16"H, LEFT

	Size:	23"W X 16"H	Sheeting Type:	Type IV (HIP)	Substrate:	N/A	Page
	Manufacture Part #:	R-BTS-LEFT	Sheeting Color:	Yellow	Date:	20-MAY-2019	
	CM#:	CM_2157_9011214	Print Color:	Black (Opaque)	Scale:	Do Not Scale (Reference Only)	



Description: REFLECTOR FITS R-B TERMINAL SECTION, 23"W X 16"H, RIGHT

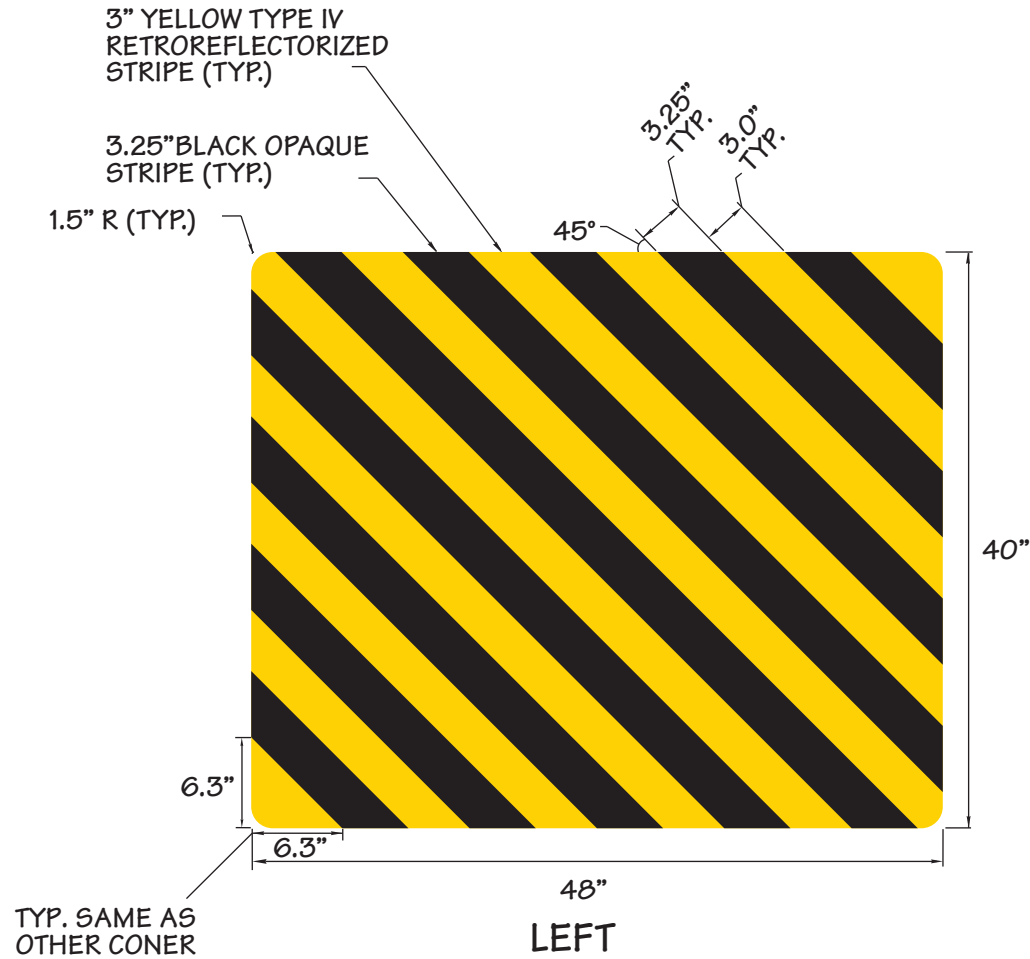
	Size:	23"W X 16"H	Sheeting Type:	Type IV (HIP)	Substrate:	N/A	Page 2-24
	Manufacture Part #:	R-BTS-RIGHT	Sheeting Color:	Yellow	Date:	20-MAY-2019	
	CM#:	CM_2157_9011215	Print Color:	Black (Opaque)	Scale:	Do Not Scale (Reference Only)	





Description: REFLECTOR FITS REUSABLE ENERGY ABSORBING CRASH TERMINAL, (REACT-350), 48"W X 40"H, CENTER

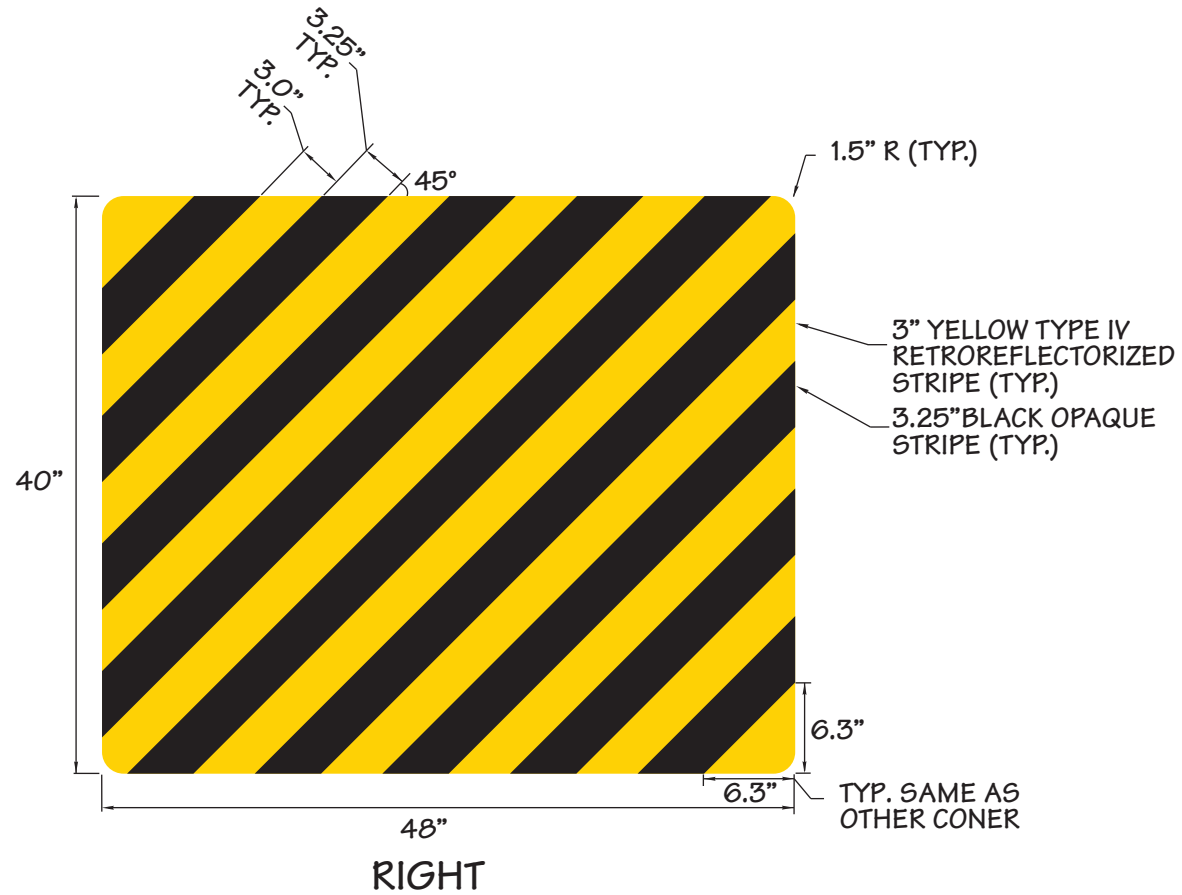


Size:	48"W X 40"H	Sheeting Type:	Type IV (HIP)	Substrate:	N/A
Manufacture Part #:	REACT-350-CENTER	Sheeting Color:	Yellow	Date:	20-MAY-2019
CM#:	CM_2157_9011216	Print Color:	Black (Opaque)	Scale:	Do Not Scale (Reference Only)



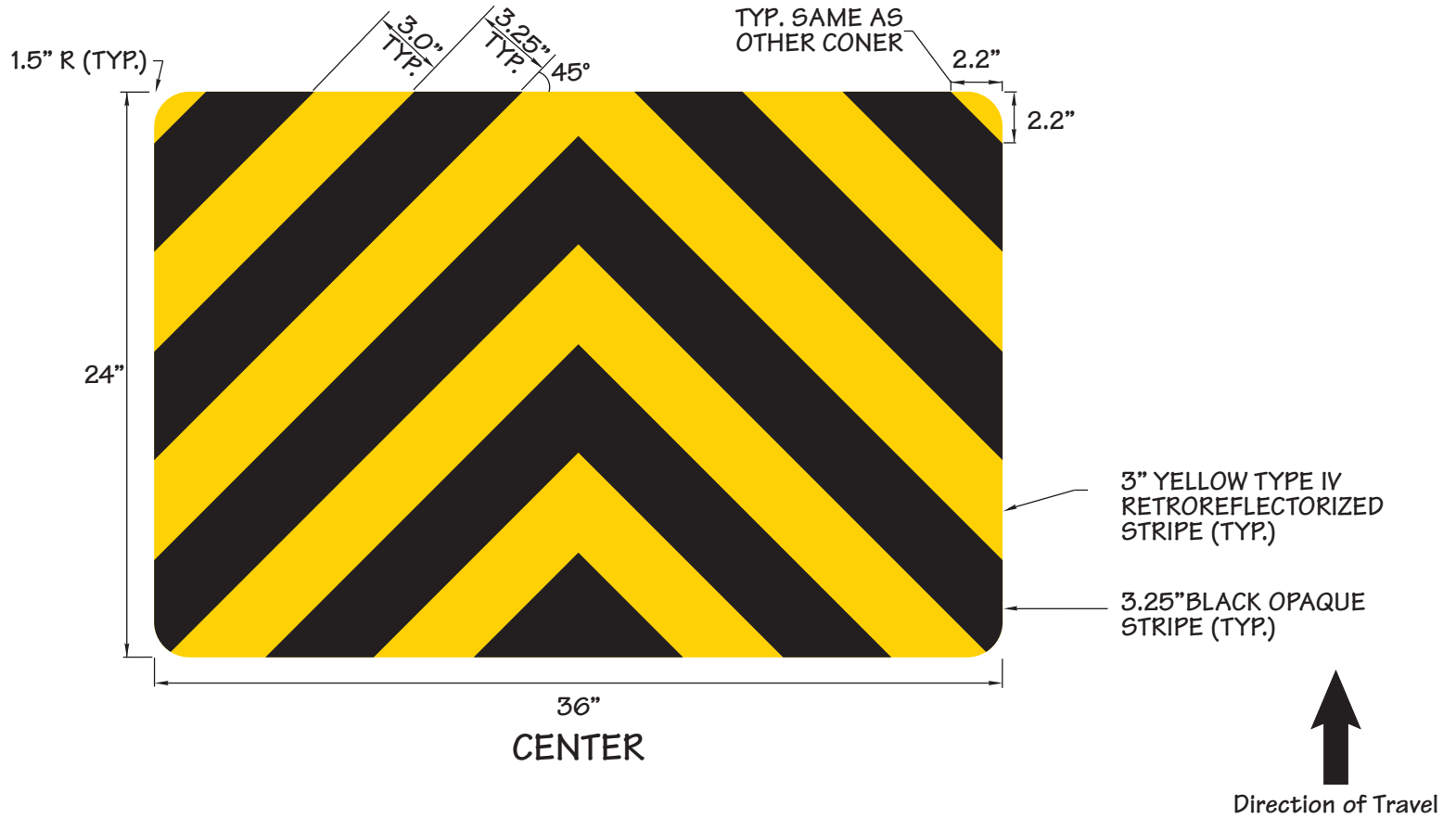
Description: REFLECTOR FITS REUSABLE ENERGY ABSORBING CRASH TERMINAL, (REACT-350), 48"W X 40"H, LEFT

	Size:	48"W X 40"H	Sheeting Type:	Type IV (HIP)	Substrate:	N/A	Page 
	Manufacture Part #:	REACT-350-LEFT	Sheeting Color:	Yellow	Date:	20-MAY-2019	
	CM#:	CM_2157_9011217	Print Color:	Black (Opaque)	Scale:	Do Not Scale (Reference Only)	



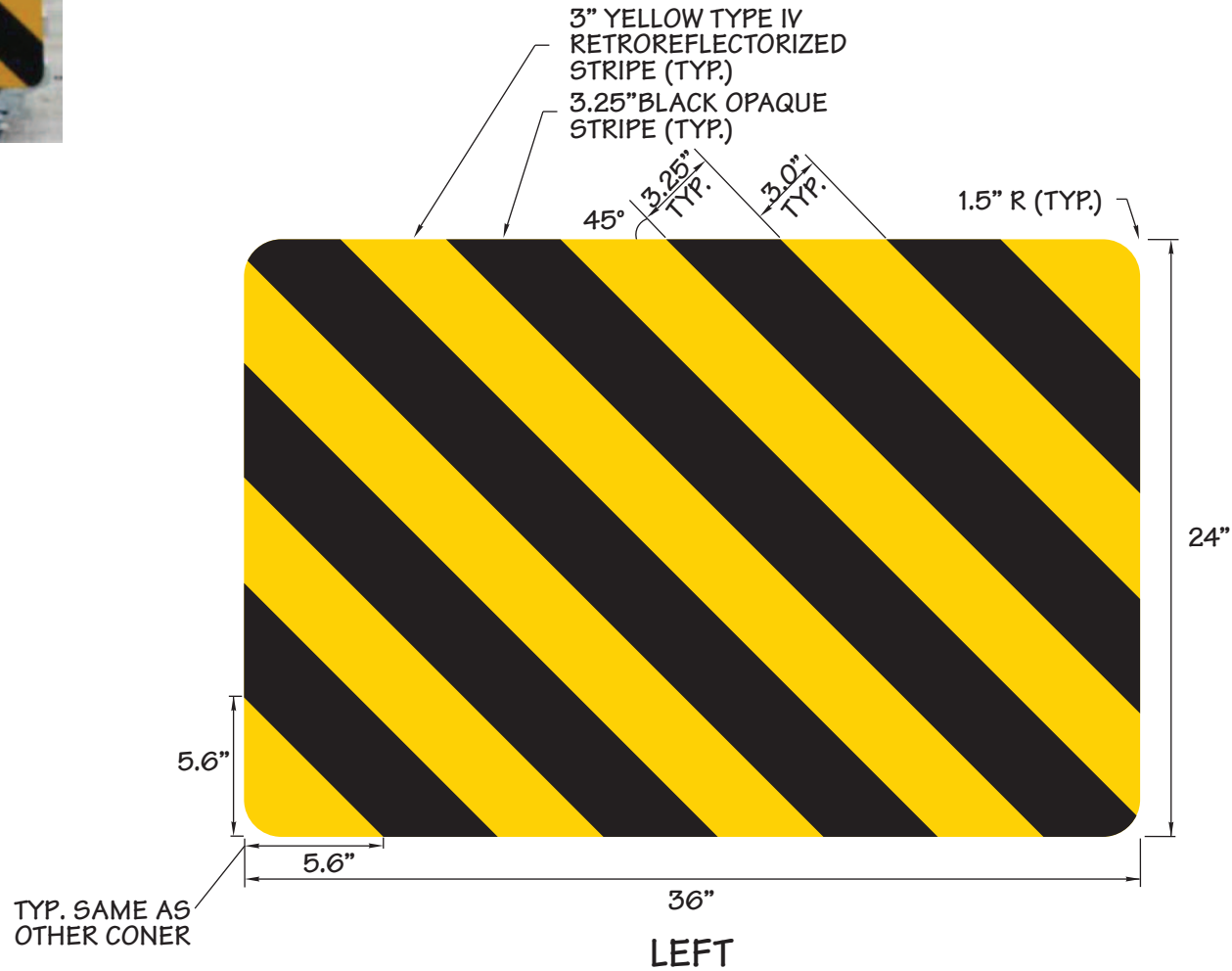
Description: REFLECTOR FITS REUSABLE ENERGY ABSORBING CRASH TERMINAL, (REACT-350), 48"W X 40"H, RIGHT

	Size:	48"W X 40"H	Sheeting Type:	Type IV (HIP)	Substrate:	N/A	Page 2-27
	Manufacture Part #:	REACT-350-RIGHT	Sheeting Color:	Yellow	Date:	20-MAY-2019	
	CM#:	CM_2157_901121B	Print Color:	Black (Opaque)	Scale:	Do Not Scale (Reference Only)	



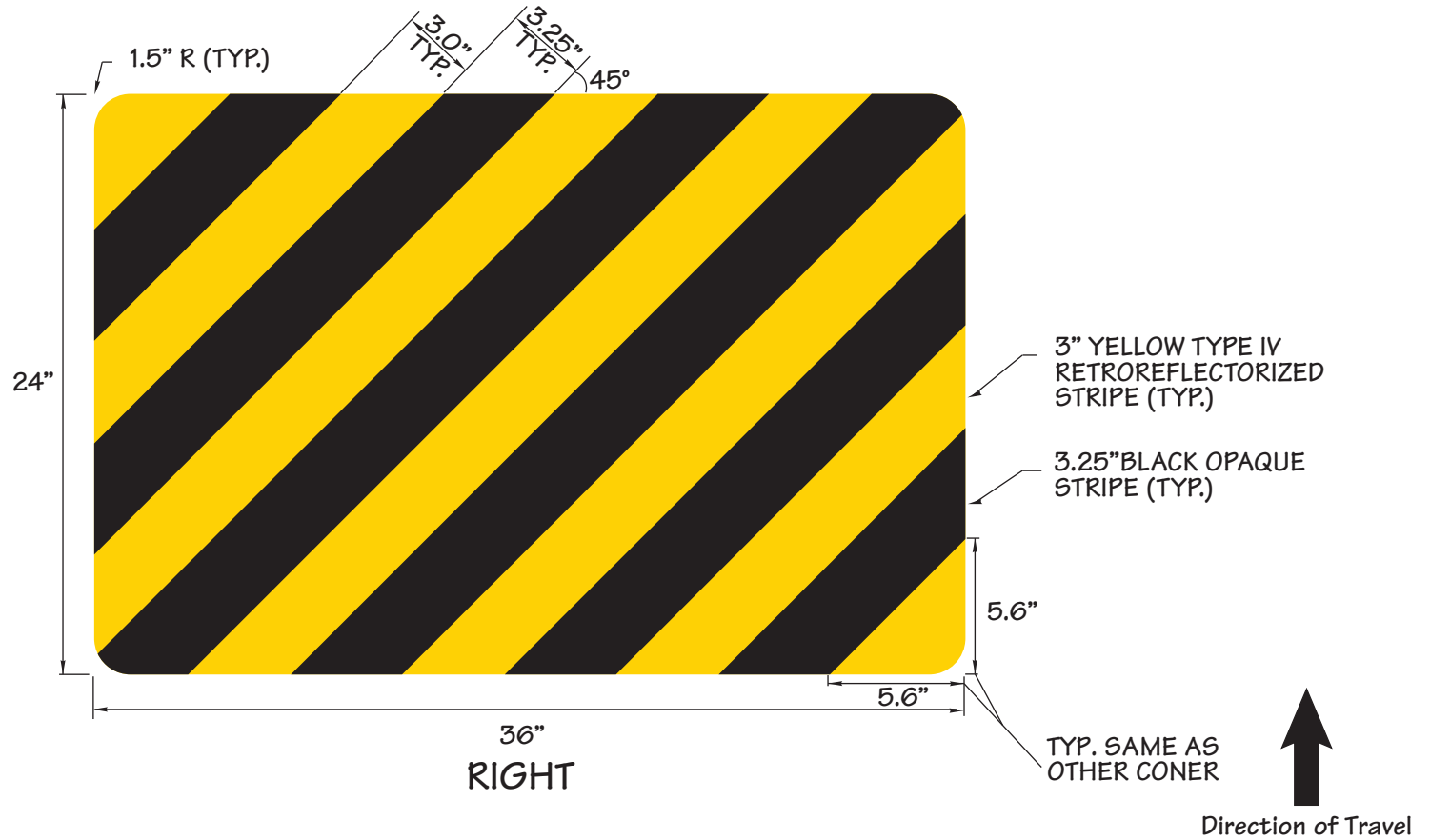
Description: REFLECTOR FITS SMART CUSHION INNOVATIONS CRASH CUSHION, (SCI-100GM), 36"W X 24"H, CENTER

	Size:	36"W X 24"H	Sheeting Type:	Type IV (HIP)	Substrate:	N/A	Page 2-28
	Manufacture Part #:	SCI-100GM-CENTER	Sheeting Color:	Yellow	Date:	20-MAY-2019	
	CM#:	CM_2157_9011219	Print Color:	Black (Opaque)	Scale:	Do Not Scale (Reference Only)	



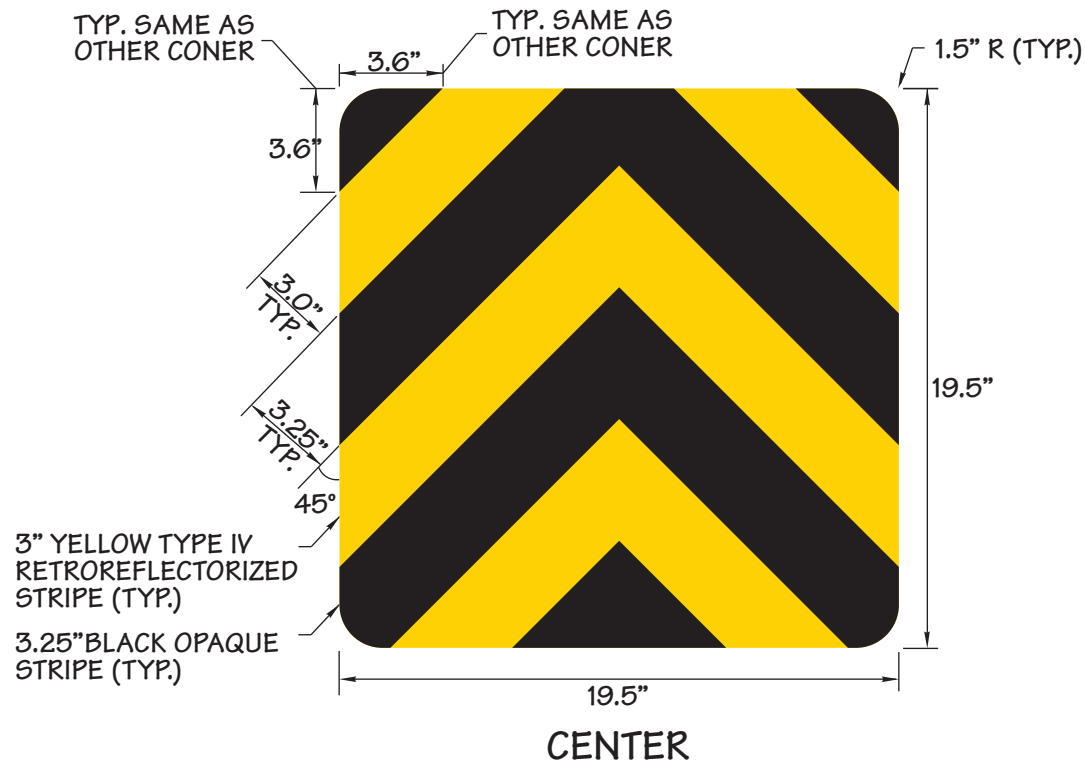
Description: REFLECTOR FITS SMART CUSHION INNOVATIONS CRASH CUSHION, (SCI-100GM), 36"W X 24"H, LEFT

	Size:	36"W X 24"H	Sheeting Type:	Type IV (HIP)	Substrate:	N/A	Page 2-29
	Manufacture Part #:	SCI-100GM-LEFT	Sheeting Color:	Yellow	Date:	20-MAY-2019	
	CM#:	CM_2157_9011220	Print Color:	Black (Opaque)	Scale:	Do Not Scale (Reference Only)	



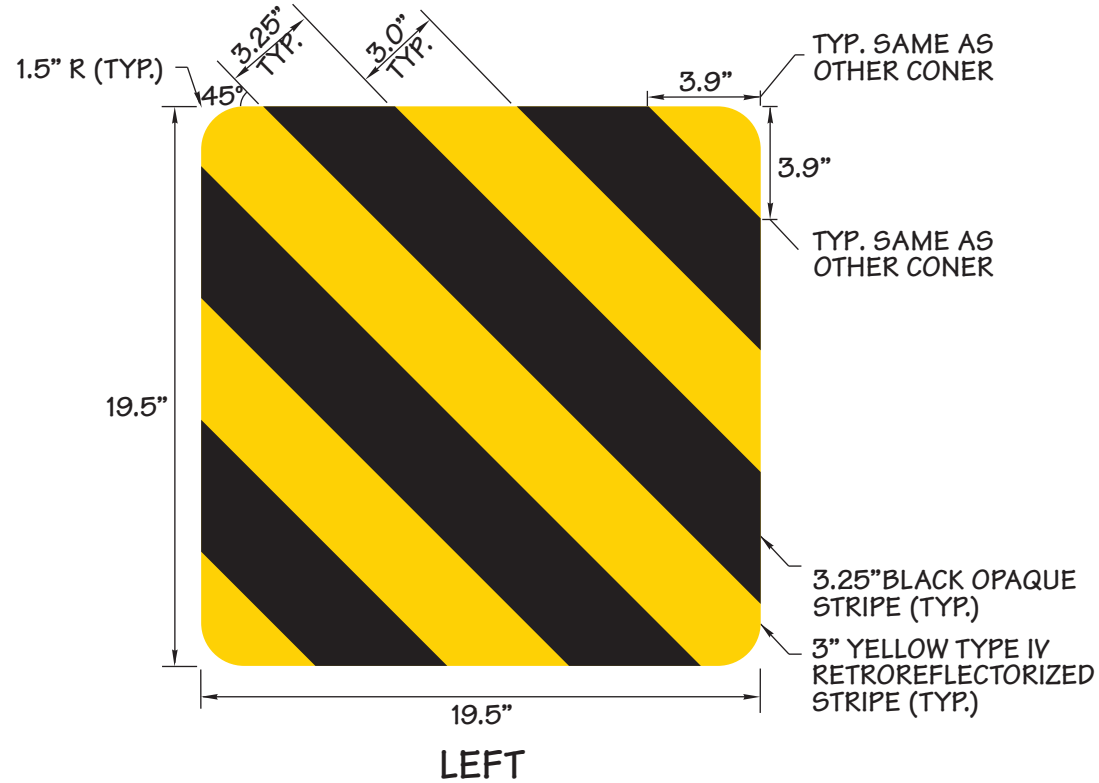
Description: REFLECTOR FITS SMART CUSHION INNOVATIONS CRASH CUSHION, (SCI-100GM), 36"W X 24"H, RIGHT

	Size:	36"W X 24"H	Sheeting Type:	Type IV (HIP)	Substrate:	N/A	Page
	Manufacture Part #:	SCI-100GM-RIGHT	Sheeting Color:	Yellow	Date:	20-MAY-2019	
	CM#:	CM_2157_9011221	Print Color:	Black (Opaque)	Scale:	Do Not Scale (Reference Only)	



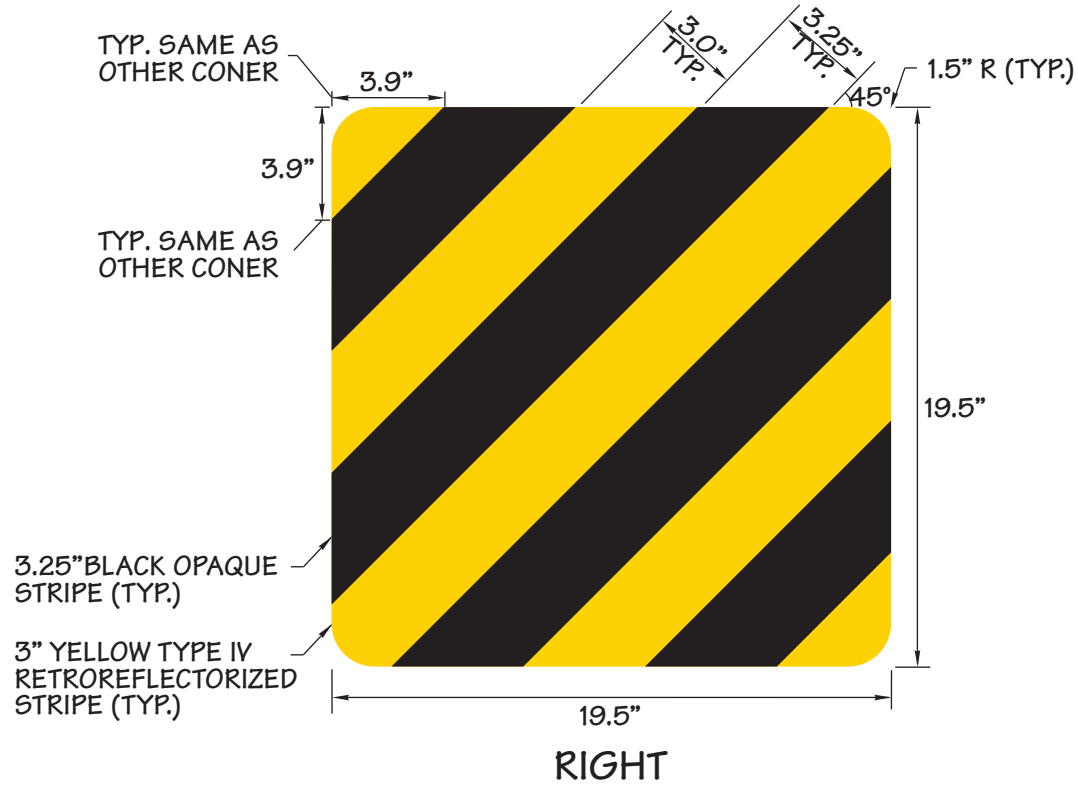
Description: REFLECTOR FITS SEQUENTIAL KINKING TERMINAL END (SKT-P), 19.5" X 19.5", CENTER

	Size:	19.5" X 19.5"	Sheeting Type:	Type IV (HIP)	Substrate:	N/A	Page 2-31
	Manufacture Part #:	SKT-P-CENTER	Sheeting Color:	Yellow	Date:	20-MAY-2019	
	CM#:	CM_2157_9011222	Print Color:	Black (Opaque)	Scale:	Do Not Scale (Reference Only)	



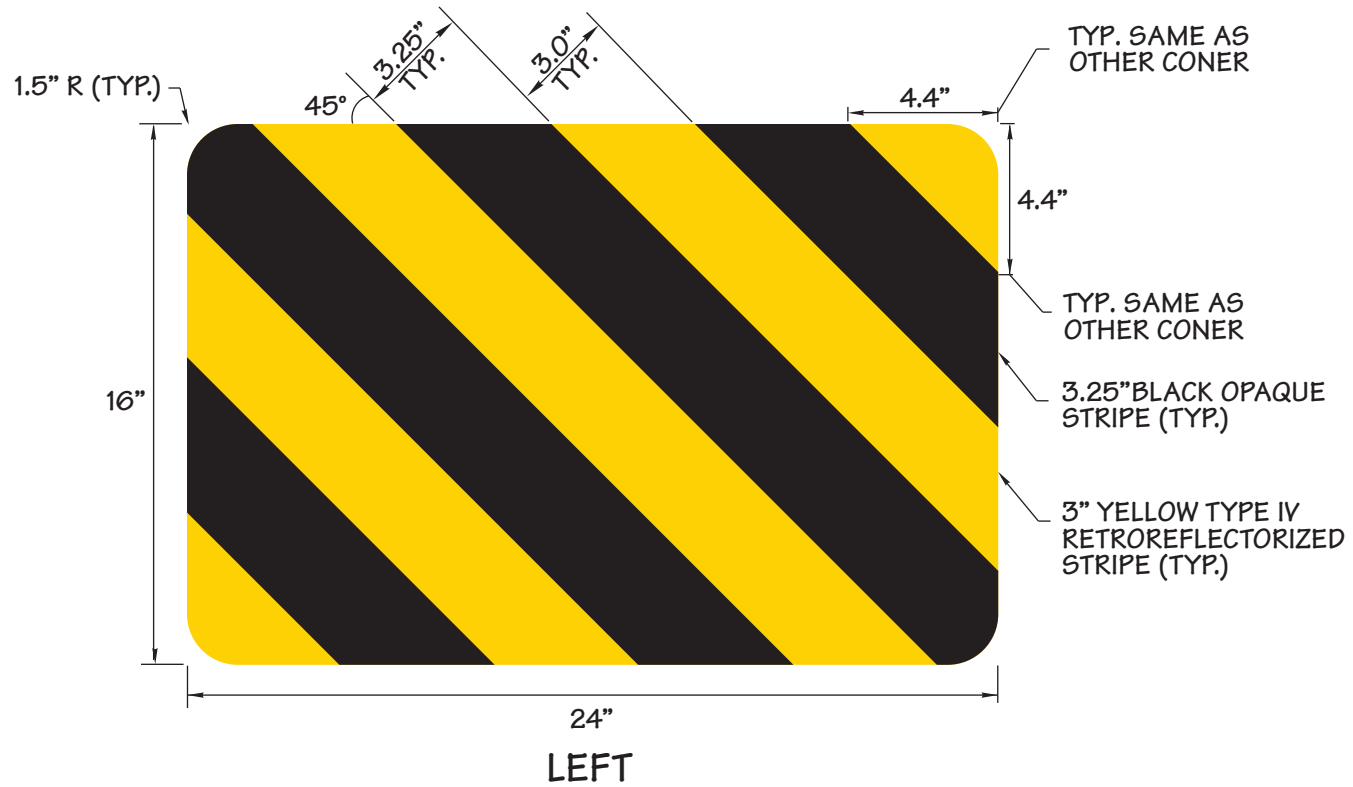
Description: REFLECTOR FITS SEQUENTIAL KINKING TERMINAL END, (SKT-P), 19.5" X 19.5", LEFT

	Size:	19.5" X 19.5"	Sheeting Type:	Type IV (HIP)	Substrate:	N/A	Page 2-32
	Manufacture Part #:	SKT-P-LEFT	Sheeting Color:	Yellow	Date:	20-MAY-2019	
	CM#:	CM_2157_9011223	Print Color:	Black (Opaque)	Scale:	Do Not Scale (Reference Only)	



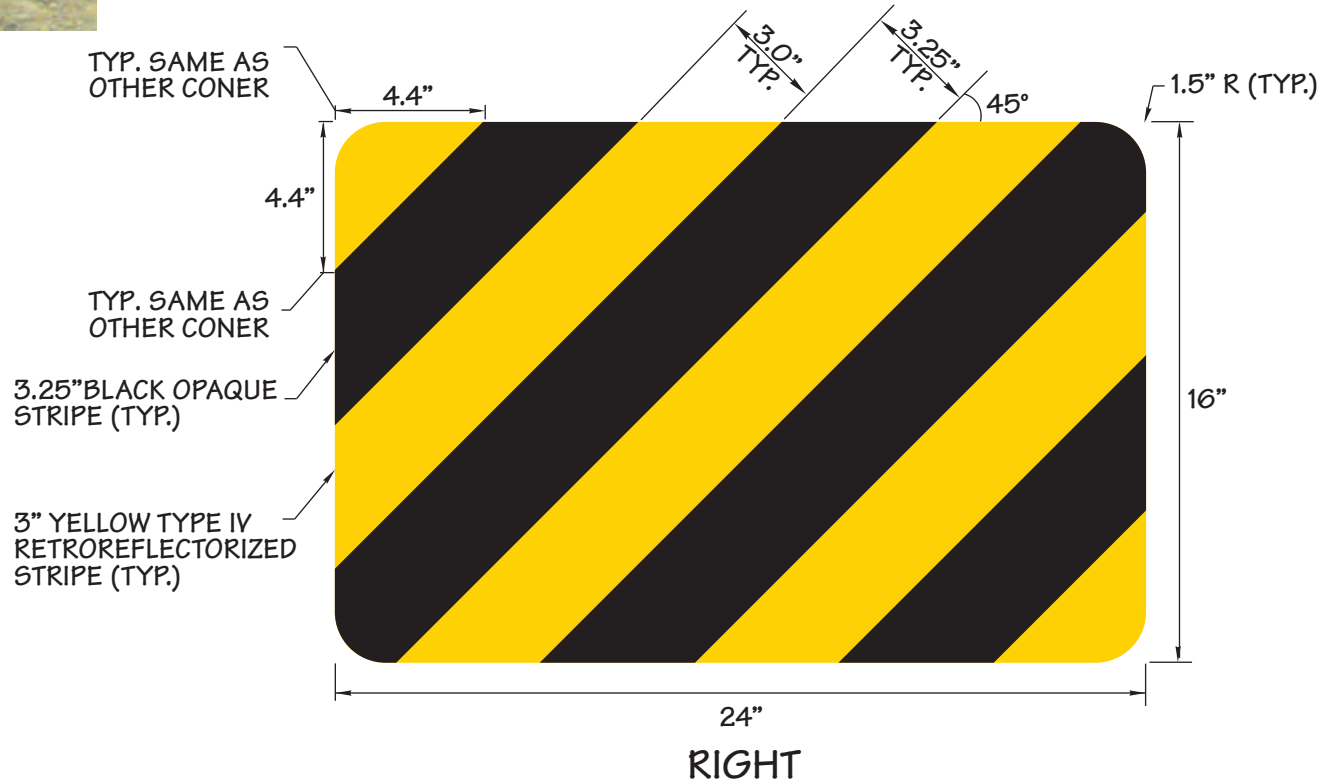
Description: REFLECTOR FITS SEQUENTIAL KINKING TERMINAL END (SKT-P), 19.5" X 19.5", RIGHT

	Size:	19.5" X 19.5"	Sheeting Type:	Type IV (HIP)	Substrate:	N/A	Page 2-33
	Manufacture Part #:	SKT-P-RIGHT	Sheeting Color:	Yellow	Date:	20-MAY-2019	
	CM#:	CM_2157_9011224	Print Color:	Black (Opaque)	Scale:	Do Not Scale (Reference Only)	



Description: REFLECTOR FITS SLOTTED RAIL TERMINAL END, (SRT-350), 24"W X 16"H, LEFT

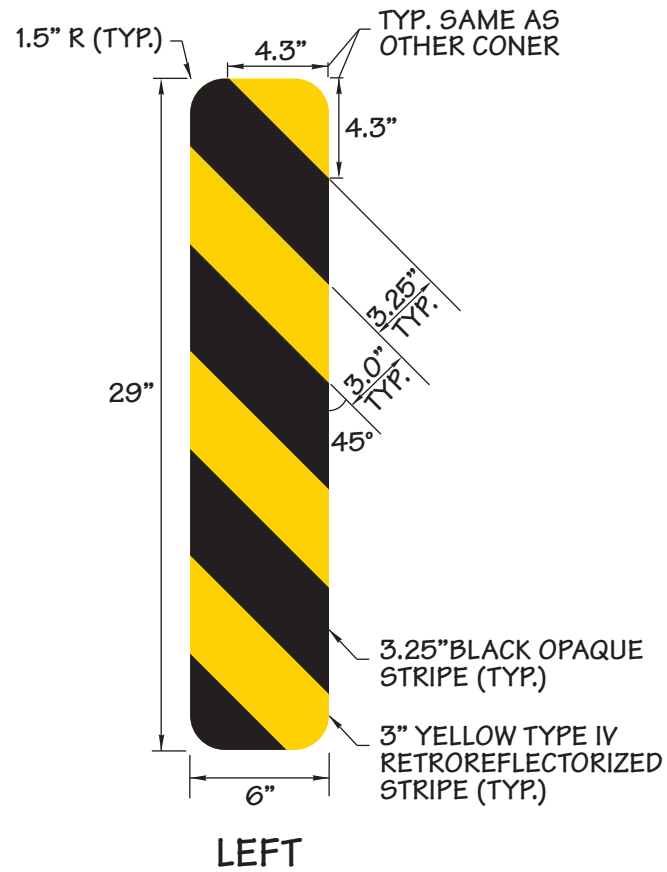
	Size:	24"W X 16"H	Sheeting Type:	Type IV (HIP)	Substrate:	N/A	Page 2-34
	Manufacture Part #:	SRT-350-LEFT	Sheeting Color:	Yellow	Date:	20-MAY-2019	
	CM#:	CM_2157_9011225	Print Color:	Black (Opaque)	Scale:	Do Not Scale (Reference Only)	





Description: REFLECTOR FITS SLOTTED RAIL TERMINAL END, (SRT-350), 24"W X 16"H, RIGHT

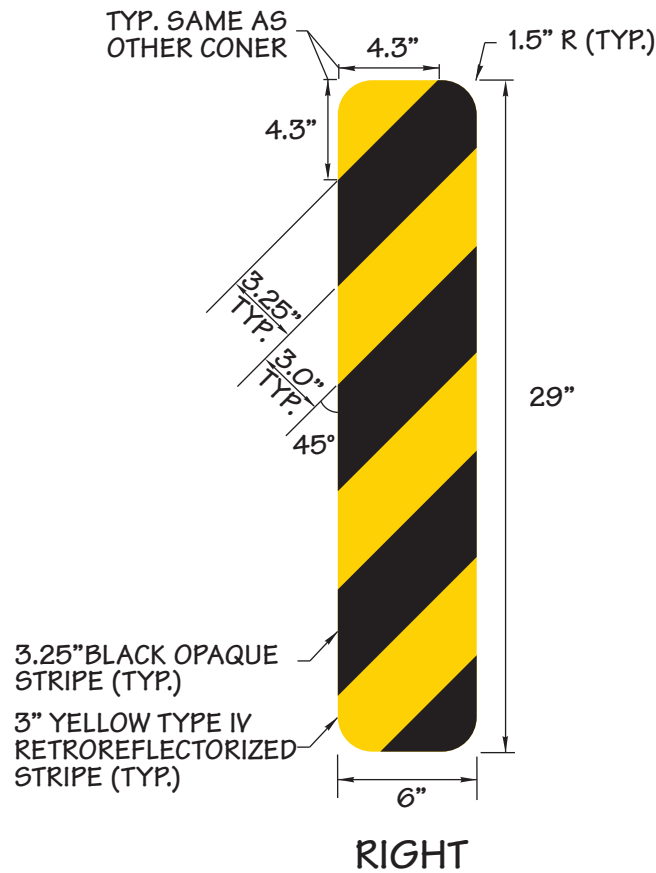


Size:	24"W X 16"H	Sheeting Type:	Type IV (HIP)	Substrate:	N/A
Manufacture Part #:	SRT-350-RIGHT	Sheeting Color:	Yellow	Date:	20-MAY-2019
CM#:	CM_2157_9011226	Print Color:	Black (Opaque)	Scale:	Do Not Scale (Reference Only)



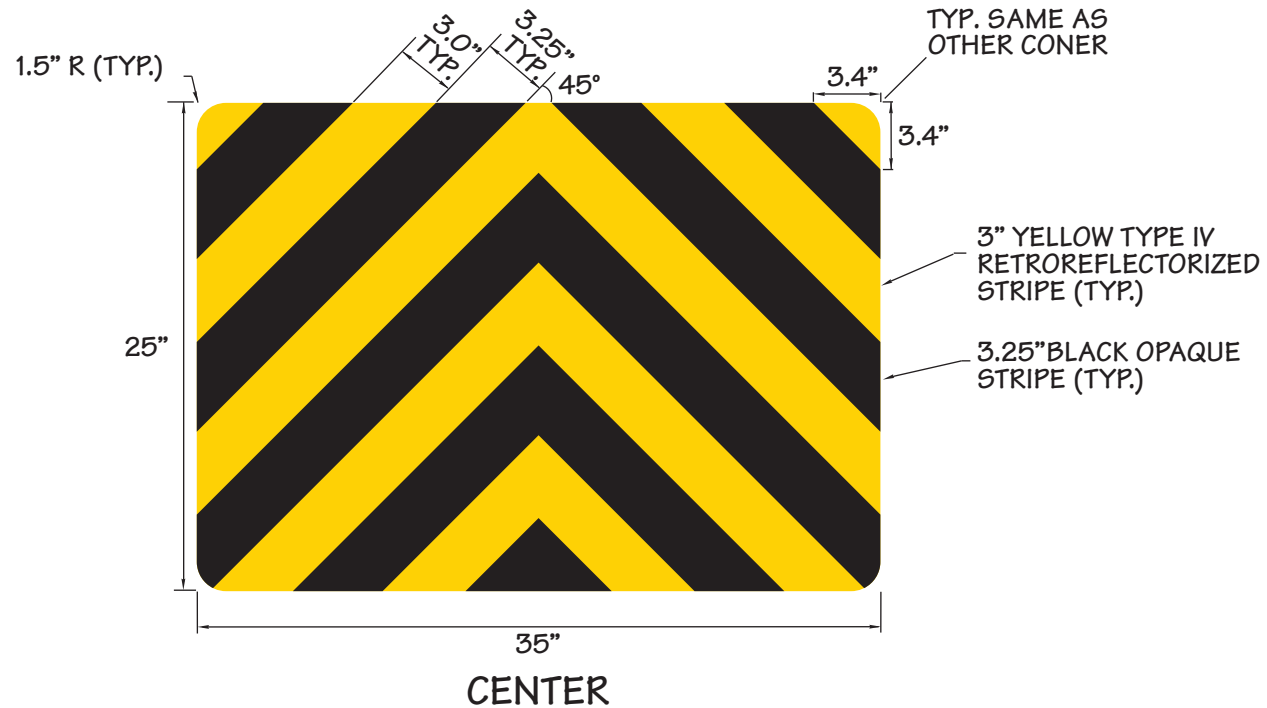
Description: REFLECTOR FITS SOFTSTOP TERMINAL END, 6"W X 29"H, LEFT

	Size:	6"W x 29"H	Sheeting Type:	Type IV (HIP)	Substrate:	N/A	Page  2-36
	Manufacture Part #:	SSTOPTELEFT	Sheeting Color:	Yellow	Date:	20-MAY-2019	
	CM#:	CM_2157_9011227	Print Color:	Black (Opaque)	Scale:	Do Not Scale (Reference Only)	




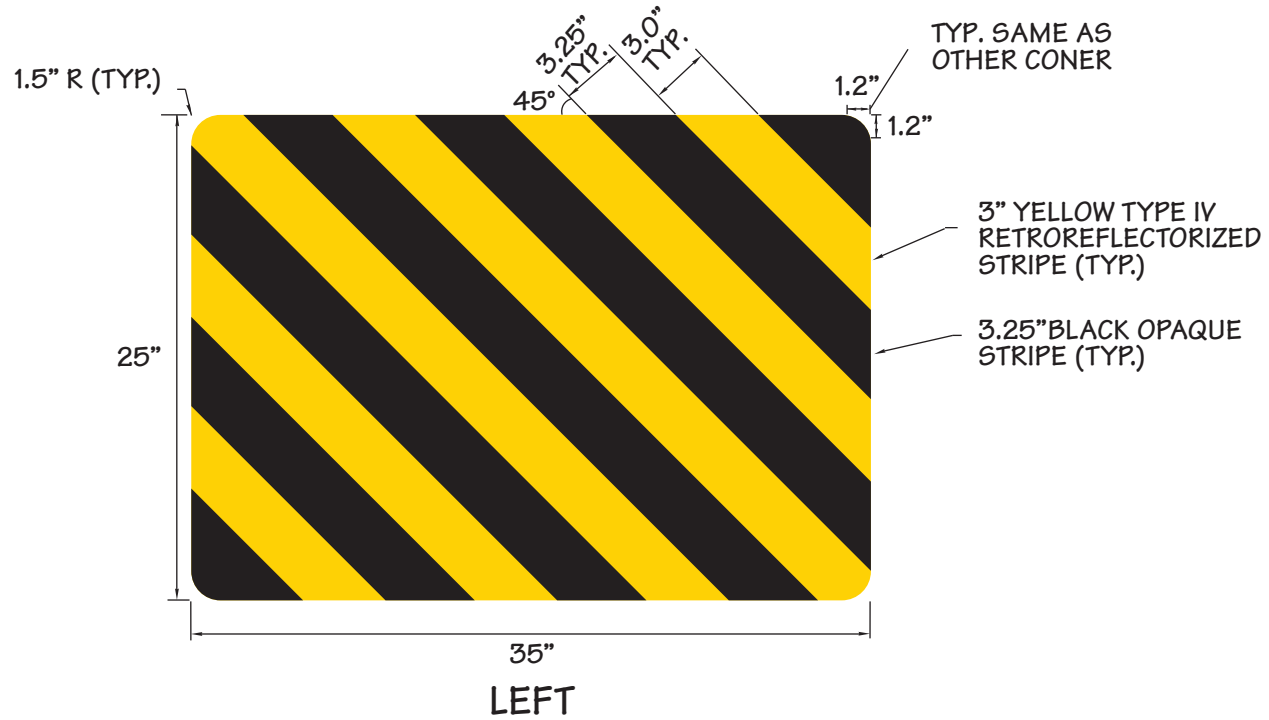
Description: REFLECTOR FITS SOFTSTOP TERMINAL END, 6"W X 29"H, RIGHT

	Size:	6"W x 29"H	Sheeting Type:	Type IV (HIP)	Substrate:	N/A	Page 2-37
	Manufacture Part #:	SSTOPRIGHT	Sheeting Color:	Yellow	Date:	20-MAY-2019	
	CM#:	CM_2157_9011228	Print Color:	Black (Opaque)	Scale:	Do Not Scale (Reference Only)	



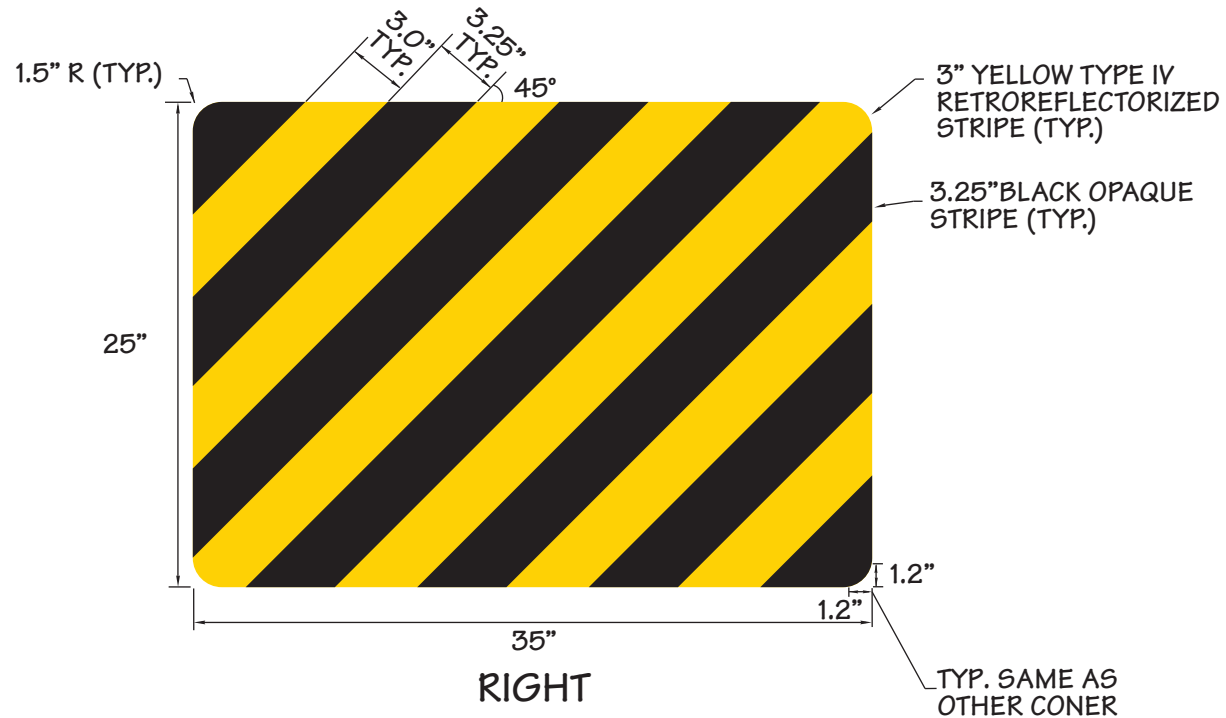
Description: REFLECTOR FITS TRINITY ATTENUATING CRASH UNIT, (TRACC), 35"W X 25"H, CENTER

	Size:	35"W X 25"H	Sheeting Type:	Type IV (HIP)	Substrate:	N/A	Page 2-38
	Manufacture Part #:	TRACC-CENTER	Sheeting Color:	Yellow	Date:	20-MAY-2019	
	CM#:	CM_2157_9011229	Print Color:	Black (Opaque)	Scale:	Do Not Scale (Reference Only)	



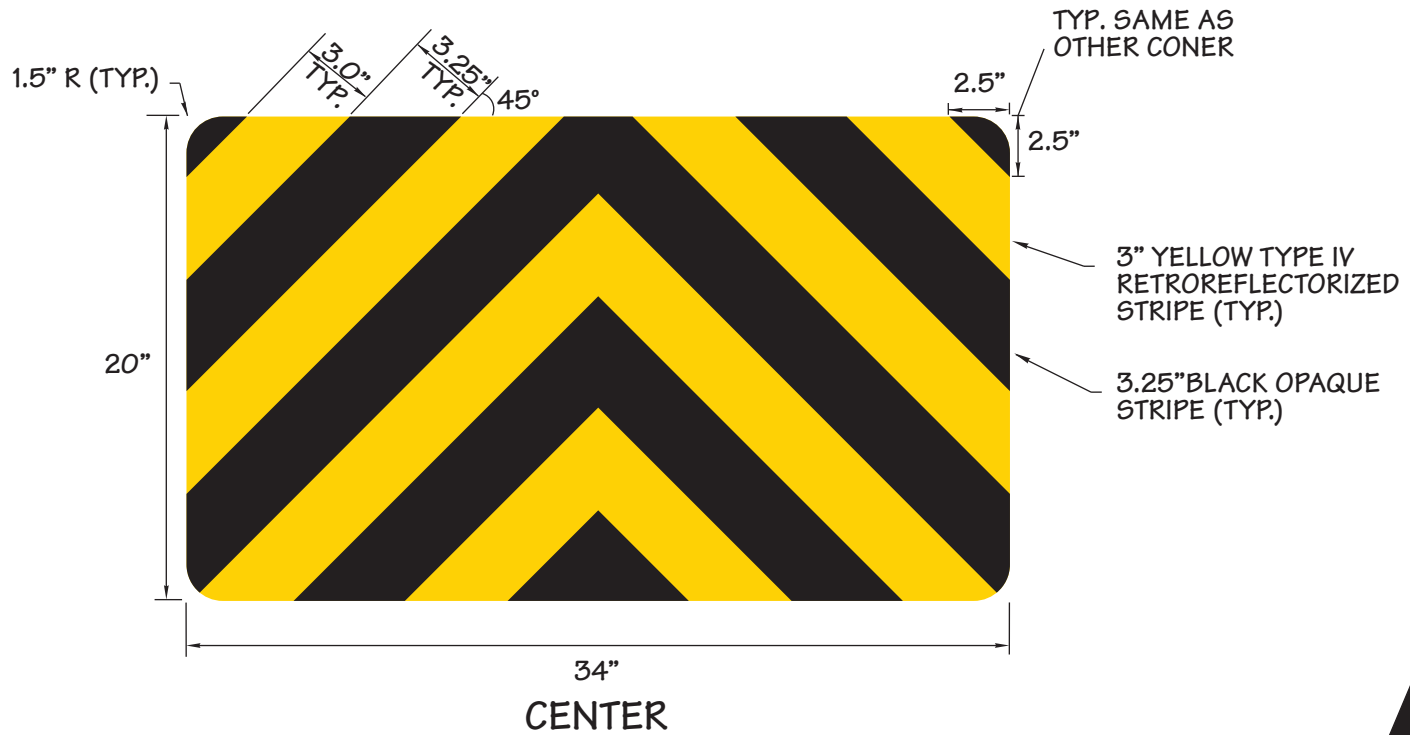
Description: REFLECTOR FITS TRINITY ATTENUATING CRASH UNIT, (TRACC), 35"W X 25"H, LEFT



	Size:	35"W X 25"H	Sheeting Type:	Type IV (HIP)	Substrate:	N/A	Page
	Manufacture Part #:	TRACC-LEFT	Sheeting Color:	Yellow	Date:	20-MAY-2019	
	CM#:	CM_2157_9011230	Print Color:	Black (Opaque)	Scale:	Do Not Scale (Reference Only)	

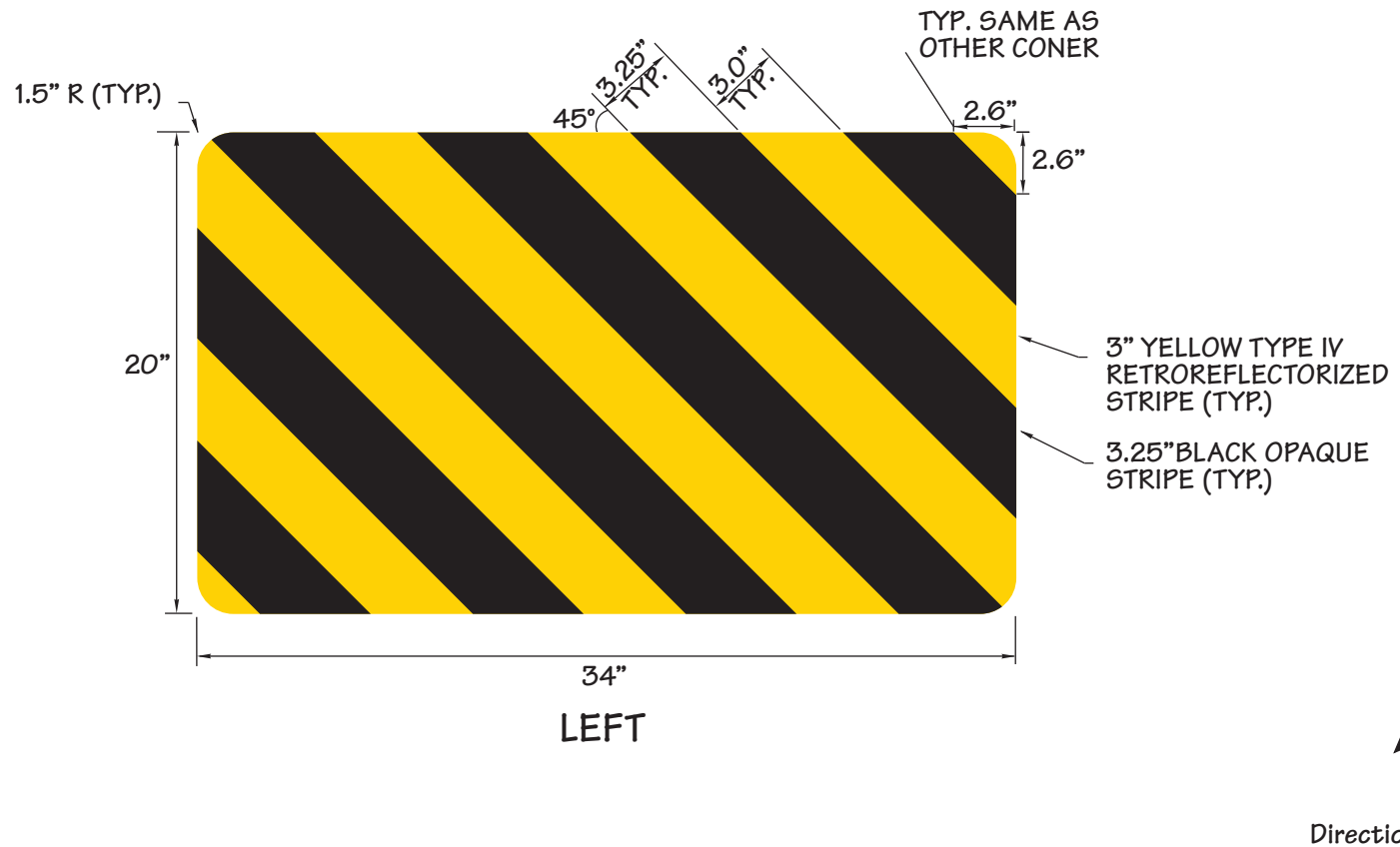


Description: REFLECTOR FITS TRINITY ATTENUATING CRASH UNIT, (TRACC), 35"W X 25"H, RIGHT


	Size:	35"W X 25"H	Sheeting Type:	Type IV (HIP)	Substrate:	N/A	Page
	Manufacture Part #:	TRACC-RIGHT	Sheeting Color:	Yellow	Date:	20-MAY-2019	
	CM#:	CM_2157_9011231	Print Color:	Black (Opaque)	Scale:	Do Not Scale (Reference Only)	

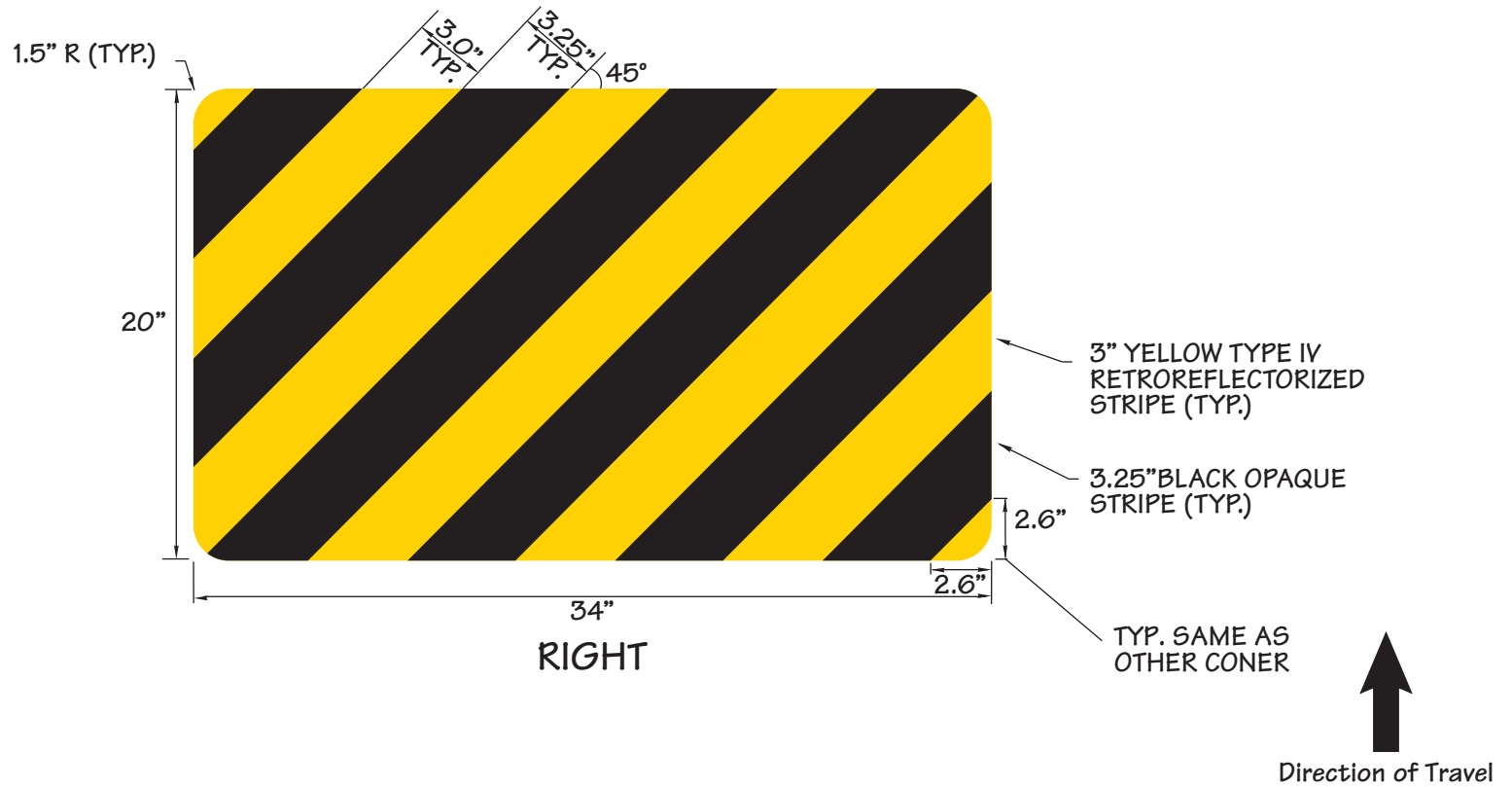


Description:		REFLECTOR FITS UNIVERSAL TAU-II SYSTEM CRASH CUSHION, 34"W X 20"H, CENTER					
	Size:	34"W X 20"H	Sheeting Type:	Type IV (HIP)	Substrate:	N/A	Page  2-41
	Manufacture Part #:	UT-IISCC-CENTER	Sheeting Color:	Yellow	Date:	20-MAY-2019	
	CM#:	CM_2157_9011232	Print Color:	Black (Opaque)	Scale:	Do Not Scale (Reference Only)	



Description: REFLECTOR FITS UNIVERSAL TAU-II SYSTEM CRASH CUSHION, 34"W X 20"H, LEFT

	Size:	34"W X 20"H	Sheeting Type:	Type IV (HIP)	Substrate:	N/A	Page 2-42
	Manufacture Part #:	UT-IISCC-LEFT	Sheeting Color:	Yellow	Date:	20-MAY-2019	
	CM#:	CM_2157_9011233	Print Color:	Black (Opaque)	Scale:	Do Not Scale (Reference Only)	





Description: REFLECTOR FITS UNIVERSAL TAU-II SYSTEM CRASH CUSHION, 34"W X 20"H, RIGHT

	Size:	6"W x 29"H	Sheeting Type:	Type IV (HIP)	Substrate:	N/A	Page 2-43
	Manufacture Part #:	UT-IISCC-RIGHT	Sheeting Color:	Yellow	Date:	20-MAY-2019	
	CM#:	CM_2157_9011234	Print Color:	Black (Opaque)	Scale:	Do Not Scale (Reference Only)	

SECTION-3

WORK ZONE

CONTRACT # 16PSX187



WORK ZONE

Sheet	Description	Manufacture Part #	Catalog Number
3-1	Series 16 Sign (80-1613) 5 S.F. 30"W X 24"H	80-1613	CM_2157_8150285
3-2	Fines Doubled Sign (31-1906) 14 S.F. 48"W X 42"H Type AA	31-1906	CM_2157_8150284
3-3	Road Work Ahead Sign (80-9603) 9 S.F. 36" X 36" Type A3	80-9603	CM_2157_8150286
3-4	Road Work Ahead Sign (80-9604) 16 S.F. 48" X 48" Type A	80-9604	CM_2157_8150291
3-5	Right Lane Closed Ahead Sign (80-9848) 16 S.F. 48" X 48" Type B	80-9848	CM_2157_8150290
3-6	Shoulder Closed Ahead Sign (80-9957) 16 S.F. 48" X 48" Type C	80-9957	CM_2157_8150288
3-7	End Road Work Sign (80-9612) 8 S.F. 48"W X 24"H Type D	80-9612	CM_2157_9010790
3-8	Right Two Lanes Closed Ahead (80-9838) 16 S.F. 48"X48" Type F	80-9838	
3-9	Left Lane Closed Ahead Sign (80-9847) 16 S.F. 48" X 48" Type G	80-9847	CM_2157_8150296
3-10	(Sym) Right Of Median (31-1526) 5 S.F. 30"X24" Type H	31-1526	
3-11	Left Two Lanes Closed Ahead (80-9837) 16 S.F. 48"X48" Type J	80-9837	
3-12	Shoulder Closed Sign (80-9959) 16 S.F. 48" X 48" Type N	80-9959	CM_2157_8150294
3-13	Shoulder Closed Sign (80-9958) 9 S.F. 36" X 36" Type N3	80-9958	CM_2157_8150287
3-14	(Sym) Arrow & Yield (80-9055) 16 S.F. 48"x48"Type NM	80-9055	
3-15	Yield (31-0528) 12.5 S.F. 60" Type NN	31-0528	
3-16	Exit (51-6147) 16 S.F. 48"X48" Type P	51-6147	
3-17	(Sym) Arrow Shift Left (80-9452) 16 S.F.48"X48" Type R	80-9452	
3-18	(Sym) Arrow Shift Right (80-9451) 16 S.F. 48"X48" Type S	80-9451	
3-19	One Lane Road Ahead Sign (80-9834) 9 S.F. 36" X 36" Type U	80-9834	CM_2157_8150293
3-20	Flagman Symbol (80-9803) 9 S.F. 36" X 36" Type V	80-9834	CM_2157_8150295
3-21	Lane Shift Left Sign (80-9917) 16 S.F. 48" X 48" Type W	80-9917	CM_2157_8150289
3-22	Stop (31-0557) 16 S.F. 48" Type X	31-0557	
3-23	(Sym) Arrow & Stop (80-9050) 9 S.F. 36"X36" Type Y	80-9050	
3-24	Lane Shift Right Sign (80-9918) 16 S.F. 48" X 48" Type Z	80-9918	CM_2157_8150292
3-25	Left Lane Closed 14 S.F. 48"x42" (Type 1)		
3-26	Right Lane Closed 14 S.F. 48"x42" (Type 2)		
3-27	Slow Moving Truck Ahead 96"x48" 32 S.F. (Type 3)	80-9815	
3-28	Legend Varies 96"x18" 12 S.F (Type 4)	80-9914	
3-29	Left Two Lanes Closed 14 S.F. 48"x42" (Type 5)		
3-30	Right Two Lanes Closed 14 S.F. 48"x42" (Type 6)		



Title:	Work Zone Products Made By CEC
Description:	INDEX OF DRAWINGS
Date:	20-MAY-2019

WORK ZONE

Sheet	Description	Manufacture Par #	Catolog Number
3-31	Mowing 14 S.F. 48"x48" (Type 7)	80-9610	
3-32	Paddle Sign 24" With 2 Pc. 8 Ft PVC Staff	80-9950	CM_2157_6836226
3-33	Work Zone Plan 1	Plan 1	CM_2157_8153397
3-34	Work Zone Plan 2	Plan 2	
3-35	Work Zone Plan 3	Plan 3	CM_2157_8153401
3-36	Work Zone Plan 4	Plan 4	
3-37	Work Zone Plan 6	Plan 6	CM_2157_8153402
3-38	Work Zone Plan 7	Plan 7	
3-39	Work Zone Plan 8	Plan 8	
3-40	Work Zone Plan 9	Plan 9	
3-41	Work Zone Plan 10	Plan 10	CM_2157_8153398
3-42	Work Zone Plan 11	Plan 11	
3-43	Work Zone Plan 12	Plan 12	
3-44	Work Zone Plan 13	Plan 13	CM_2157_8153399
3-45	Work Zone Plan 14	Plan 14	CM_2157_8153400
3-46	Work Zone Plan 15	Plan 15	
3-47	Work Zone Plan 16	Plan 16	
3-48	Work Zone Plan 17	Plan 17	
3-49	Work Zone Plan 18	Plan 18	
3-50	Work Zone Plan 19	Plan 19	
3-51	Work Zone Plan 20	Plan 20	
3-52	Work Zone Plan 21	Plan 21	
3-53	Work Zone Plan 22	Plan 22	
3-54	Work Zone Plan 23	Plan 23	
3-55	Work Zone Plan 24	Plan 24	
3-56	Work Zone Plan 25	Plan 25	
3-57	Work Zone Plan H1	Plan H1	
3-58	Work Zone Plan H2	Plan H2	
3-59	Work Zone Plan H3	Plan H3	
3-60	Work Zone Plan H4	Plan H4	




Title: **Work Zone Products Made By CEC**
 Description: **INDEX OF DRAWINGS**
 Date: **20-MAY-2019**



Description: **Series 16 Sign (80-1613) 5 S.F. 30"W X 24"H**



Size:	30"W x 24"H	Sheeting Type:	Type XI (HIP)	Substrate:	14 ga. (0.080") Aluminum 5052
Manufacture Part #:	80-1613	Sheeting Color:	Fluorescent Orange	Date:	20-MAY-2019
CM#:	CM_2157_8150285	Print Color:	Opaque Black	Scale:	Do Not Scale (Reference Only)



Description: **Fines Doubled Sign (31-1906) 14 S.F. 48"W X 42"H Type AA**



Size:	48"W x 42"H	Sheeting Type:	Type IV (HIP)	Substrate:	14 ga. (0.080") Aluminum 5052
Manufacture Part #:	31-1906	Sheeting Color:	White	Date:	20-MAY-2019
CM#:	CM_2157_8150284	Print Color:	Opaque Black	Scale:	Do Not Scale (Reference Only)



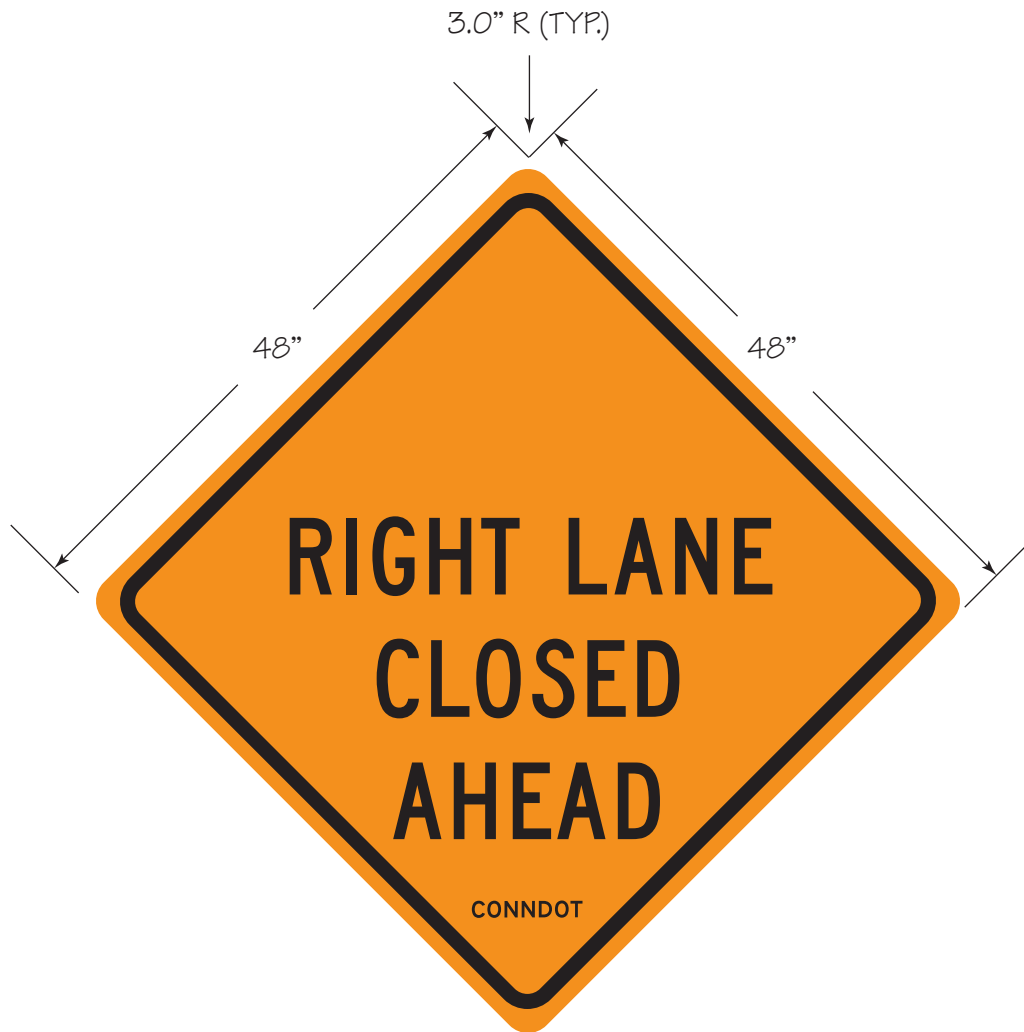
Description: **Road Work Ahead Sign (80-9603) 9 S.F. 36" X 36" Type A3**

	Size:	36"W x 36"H	Sheeting Type:	Type XI (HIP)	Substrate:	14 ga. (0.080") Aluminum 5052	Page
	Manufacture Part #:	80-9603	Sheeting Color:	Fluorescent Orange	Date:	20-MAY-2019	
	CM#:	CM_2157_9010790	Print Color:	Opaque Black	Scale:	Do Not Scale (Reference Only)	



Description: **Road Work Ahead Sign (80-9604) 16 S.F. 48" X 48" Type A**

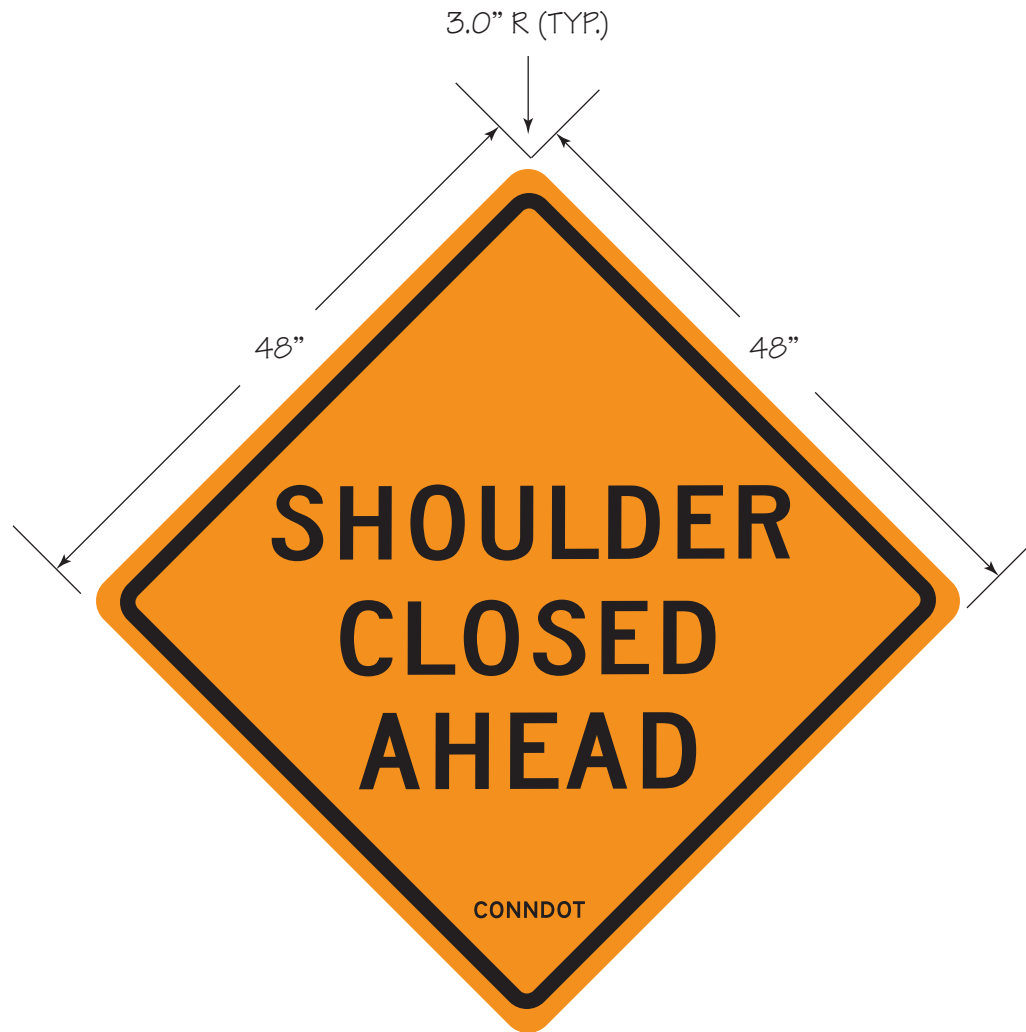
	Size:	48"W x 48"H	Sheeting Type:	Type XI (HIP)	Substrate:	14 ga. (0.080") Aluminum 5052	Page 3-4
	Manufacture Part #:	80-9604	Sheeting Color:	Fluorescent Orange	Date:	20-MAY-2019	
	CM#:	CM_2157_8150286	Print Color:	Opaque Black	Scale:	Do Not Scale (Reference Only)	



Description: **Right Lane Closed Ahead Sign (80-9848) 16 S.F. 48" X 48" Type B**



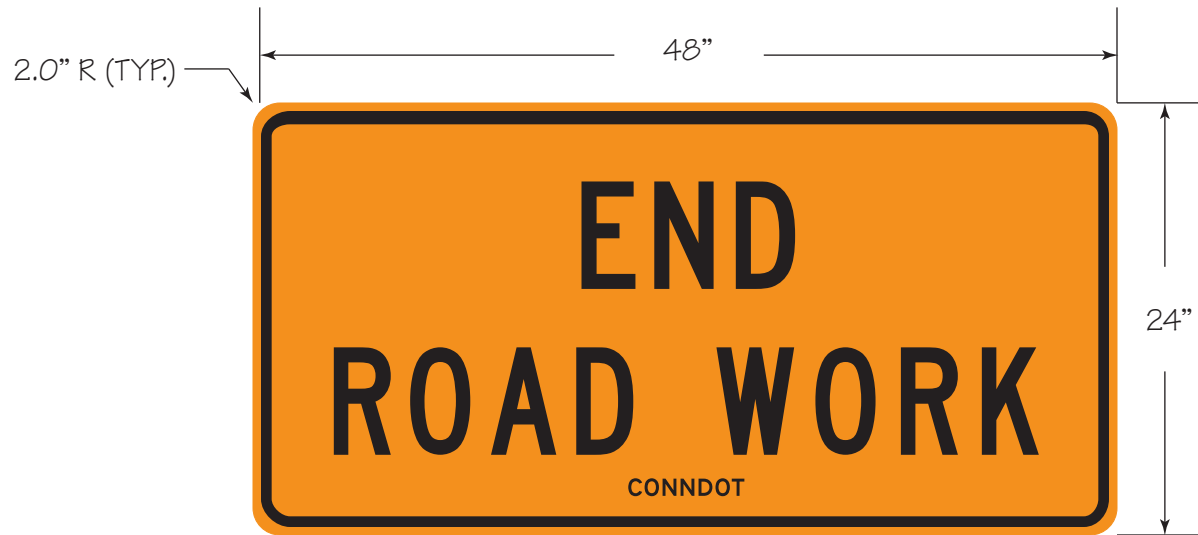
Size:	48"W x 48"H	Sheeting Type:	Type XI (HIP)	Substrate:	14 ga. (0.080") Aluminum 5052
Manufacture Part #:	80-9848	Sheeting Color:	Fluorescent Orange	Date:	20-MAY-2019
CM#:	CM_2157_8150291	Print Color:	Opaque Black	Scale:	Do Not Scale (Reference Only)



Description: **Shoulder Closed Ahead Sign (80-9957) 16 S.F. 48" X 48" Type C**

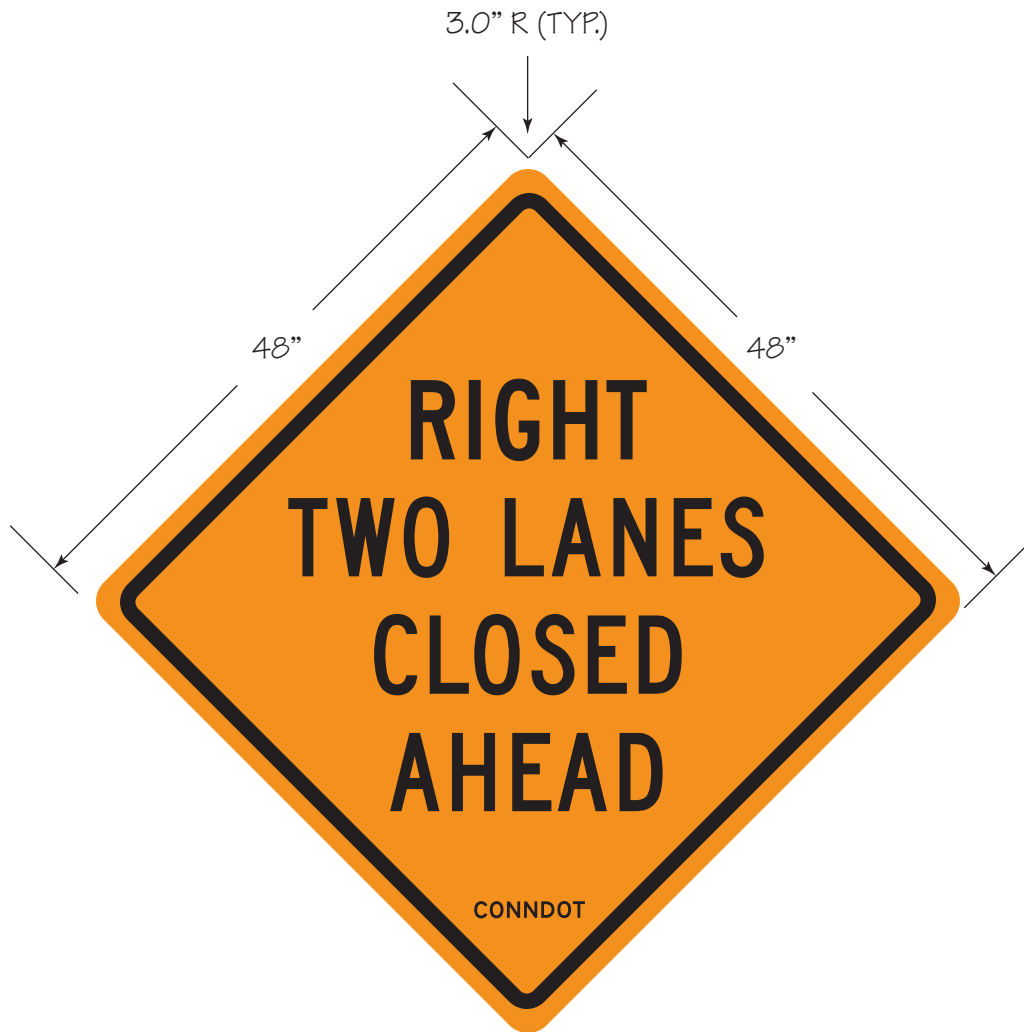


Size:	48"W x 48"H	Sheeting Type:	Type XI (HIP)	Substrate:	14 ga. (0.080") Aluminum 5052
Manufacture Part #:	80-9957	Sheeting Color:	Fluorescent Orange	Date:	20-MAY-2019
CM#:	CM_2157_8150293	Print Color:	Opaque Black	Scale:	Do Not Scale (Reference Only)



Description: **End Road Work Sign (80-9612) B S.F. 48"W X 24"H Type D**

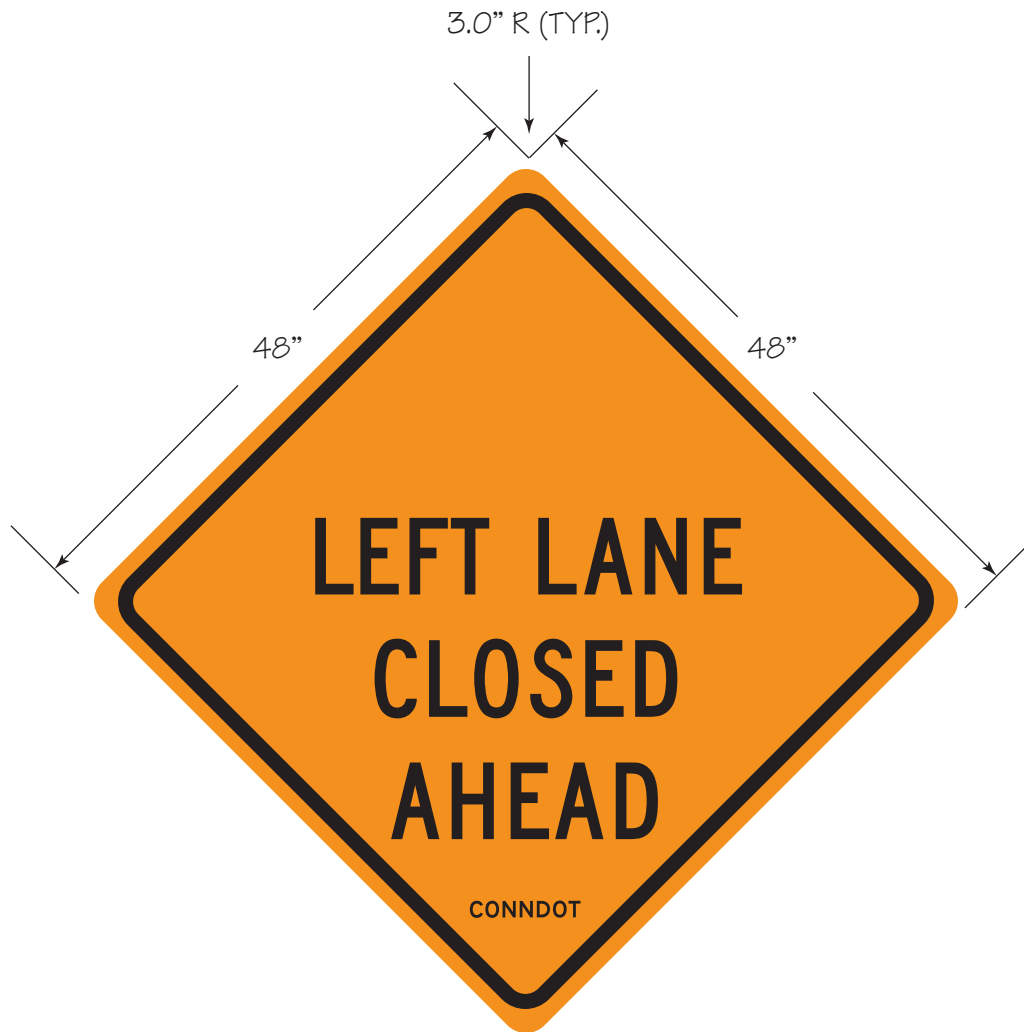
	Size:	48"W x 24"H	Sheeting Type:	Type XI (HIP)	Substrate:	14 ga. (0.080") Aluminum 5052	Page
	Manufacture Part #:	80-9612	Sheeting Color:	Fluorescent Orange	Date:	20-MAY-2019	
	CM#:	CM_2157_8150287	Print Color:	Opaque Black	Scale:	Do Not Scale (Reference Only)	



Description: **Right Two Lanes Closed Ahead (80-9838) 16 S.F. 48"48" Type F**

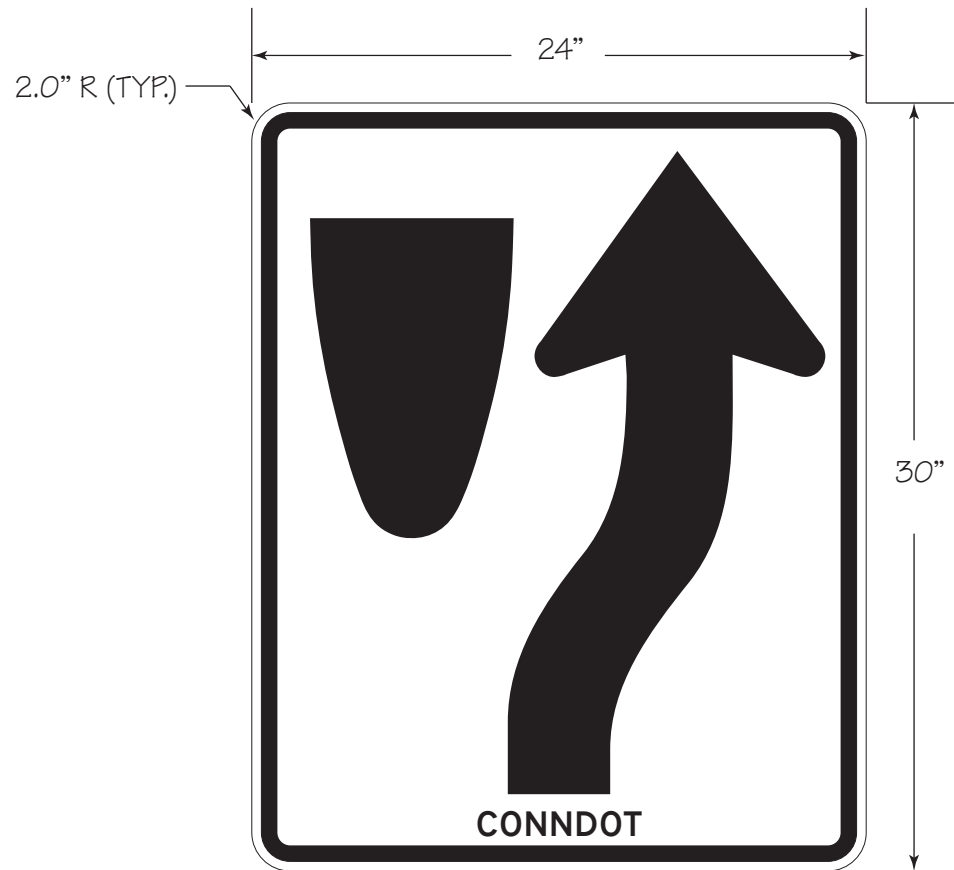


Size:	48"W x 48"H	Sheeting Type:	Type XI (HIP)	Substrate:	14 ga. (0.080") Aluminum 5052
Manufacture Part #:	80-9838	Sheeting Color:	Fluorescent Orange	Date:	20-MAY-2019
CM#:	CM_2157_	Print Color:	Opaque Black	Scale:	Do Not Scale (Reference Only)



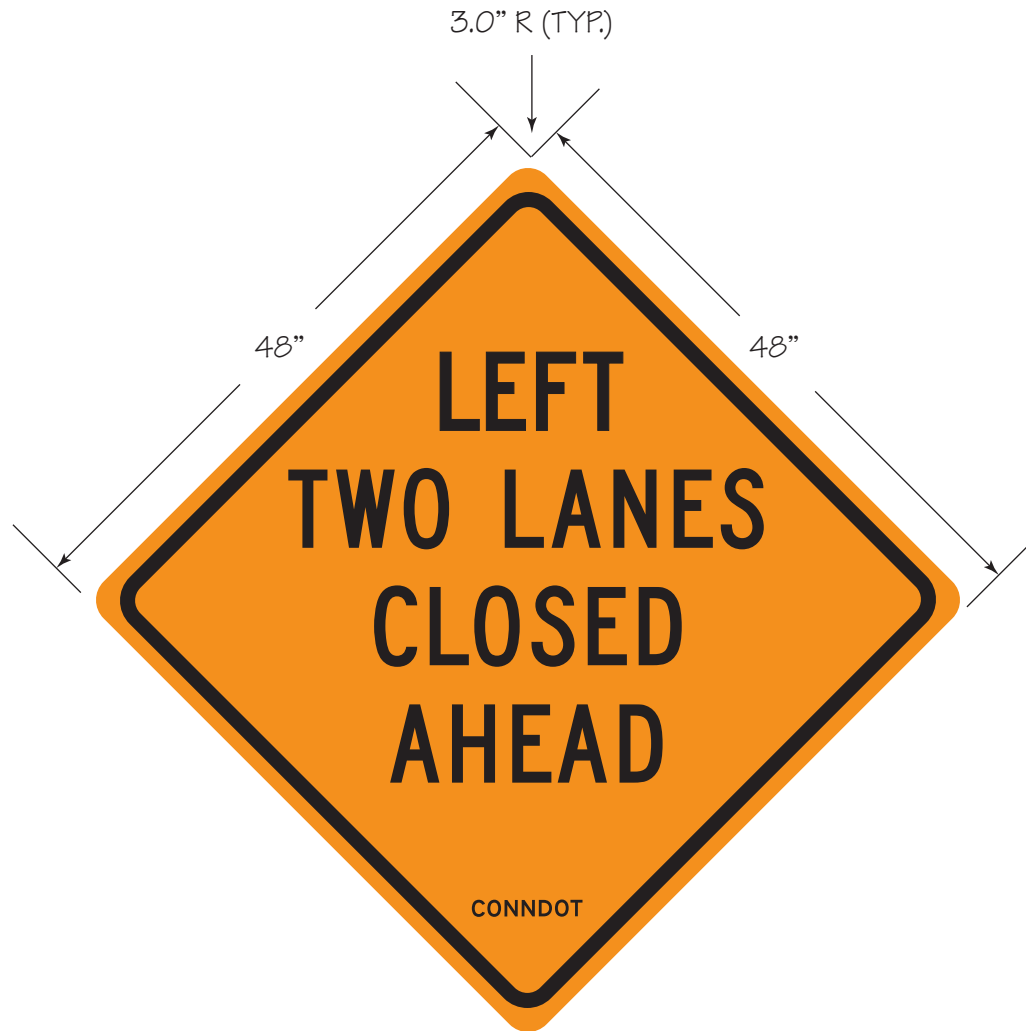
Description: **Left Lane Closed Ahead Sign (80-9847) 16 S.F. 48" X 48" Type G**

	Size:	48"W x 48"H	Sheeting Type:	Type XI (HIP)	Substrate:	14 ga. (0.080") Aluminum 5052	Page
	Manufacture Part #:	80-9847	Sheeting Color:	Fluorescent Orange	Date:	20-MAY-2019	
	CM#:	CM_2157_	Print Color:	Opaque Black	Scale:	Do Not Scale (Reference Only)	



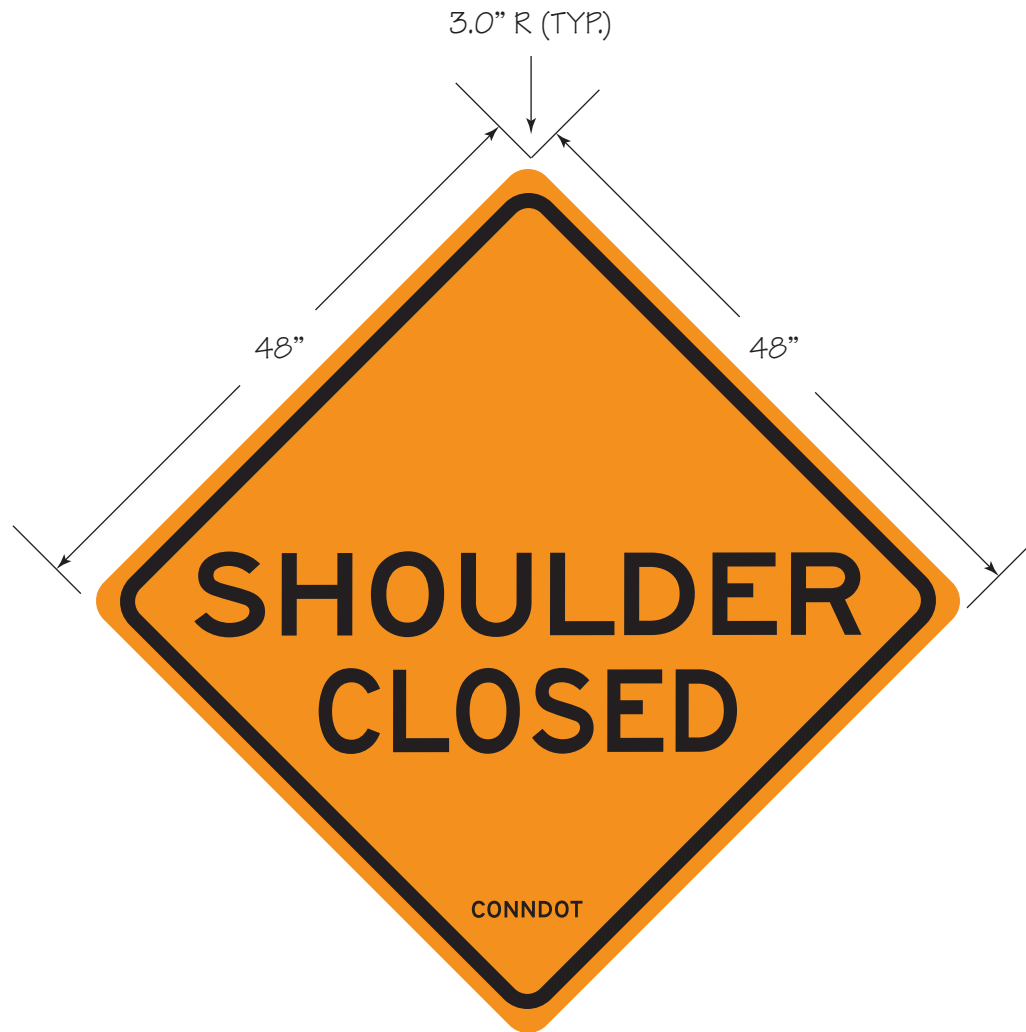
Description: **(Sym) Right Of Median (31-1526) 5 S.F. 30"X24" Type H**

	Size:	24"W x 30"H	Sheeting Type:	Type IM (HIP)	Substrate:	14 ga. (0.080") Aluminum 5052	Page 3-10
	Manufacture Part #:	31-1526	Sheeting Color:	White	Date:	20-MAY-2019	
	CM#:	CM_2157_	Print Color:	Opaque Black	Scale:	Do Not Scale (Reference Only)	



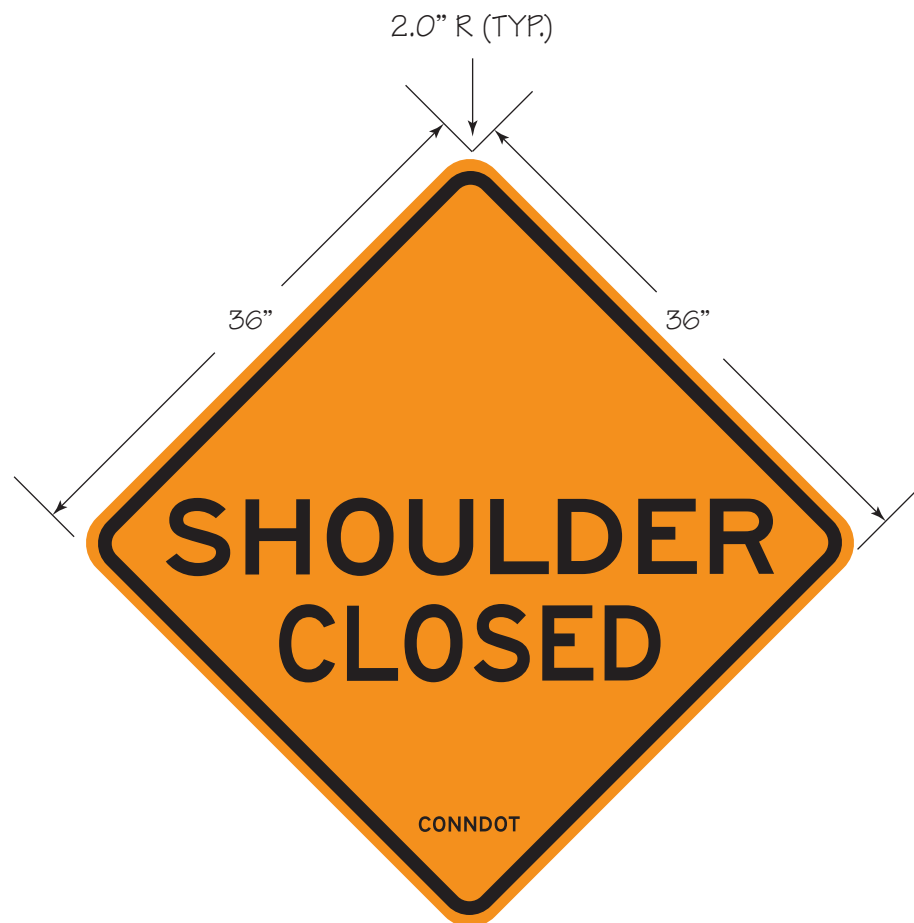
Description: **Left Two Lanes Closed Ahead (80-9837) 16 S.F. 48"X48" Type J**

	Size: 48"W x 48"H	Sheeting Type: Type XI (HIP)	Substrate: 14 ga. (0.080") Aluminum 5052	Page
	Manufacture Part #: 80-9837	Sheeting Color: Fluorescent Orange	Date: 20-MAY-2019	
	CM#: CM_2157_	Print Color: Opaque Black	Scale: Do Not Scale (Reference Only)	



Description: **Shoulder Closed Sign (80-9959) 16 S.F. 48" X 48" Type N**

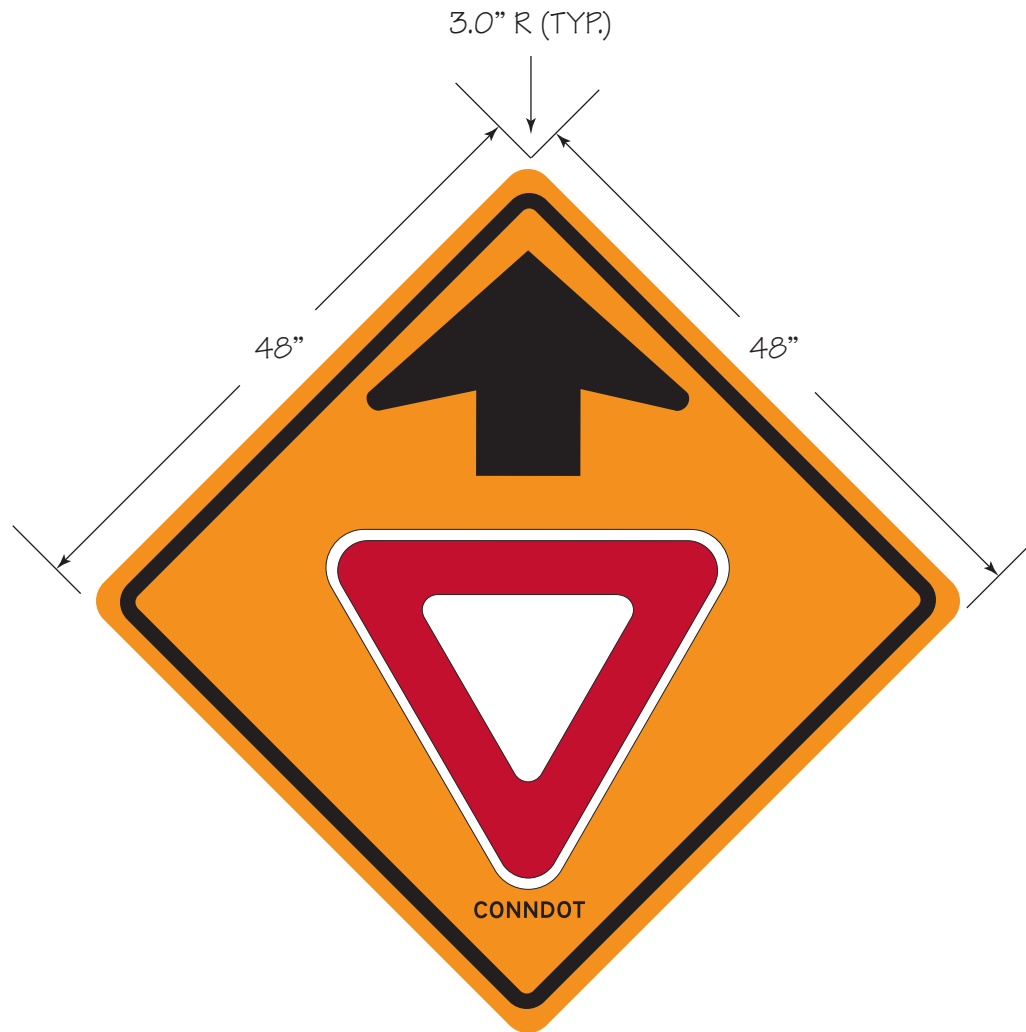
	Size:	48"W x 48"H	Sheeting Type:	Type XI (HIP)	Substrate:	14 ga. (0.080") Aluminum 5052	Page 3-12
	Manufacture Part #:	80-9859	Sheeting Color:	Fluorescent Orange	Date:	20-MAY-2019	
	CM#:	CM_2157_8150295	Print Color:	Opaque Black	Scale:	Do Not Scale (Reference Only)	



Description: **Shoulder Closed Sign (80-9958) 9 S.F. 36" X 36" Type N3**

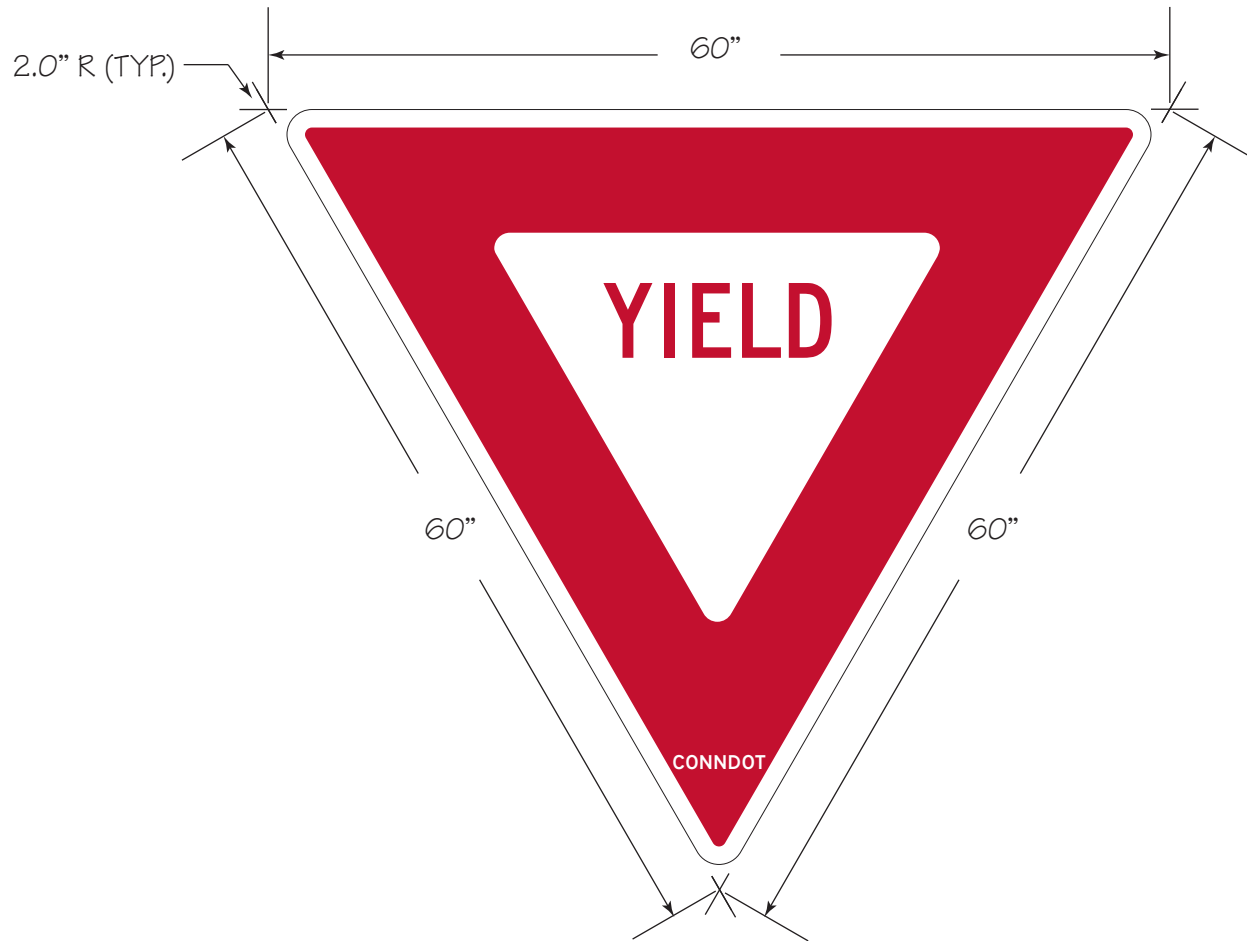


Size:	36"W x 36"H	Sheeting Type:	Type XI (HIP)	Substrate:	14 ga. (0.080") Aluminum 5052
Manufacture Part #:	80-9858	Sheeting Color:	Fluorescent Orange	Date:	20-MAY-2019
CM#:	CM_2157_8150294	Print Color:	Opaque Black	Scale:	Do Not Scale (Reference Only)





Description: **(Sym) Arrow & Yield (80-9055) 16 S.F. 48"x48"Type NM**

	Size:	48"W x 48"H	Sheeting Type:	Type XI (HIP)	Substrate:	14 ga. (0.080") Aluminum 5052	Page 3-14
	Manufacture Part #:	80-9055	Sheeting Color:	Fluorescent Orange	Date:	20-MAY-2019	
	CM#:	CM_2157_	Print Color:	Opaque Black	Scale:	Do Not Scale (Reference Only)	



Description: **Yield (31-0528) 12.5 S.F. 60" Type NN**

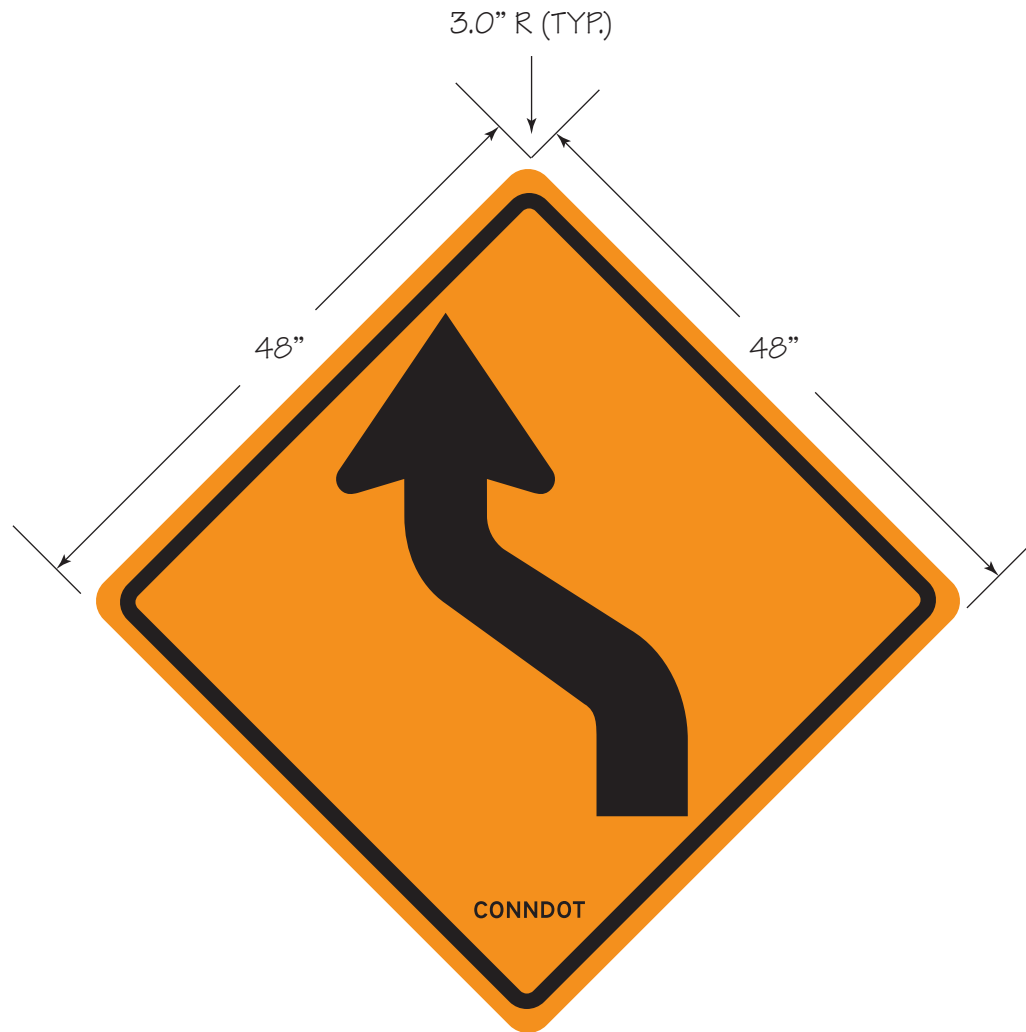
	Size:	60"W x 60"H	Sheeting Type:	Type IV (HIP)	Substrate:	14 ga. (0.080") Aluminum 5052	Page 3-15
	Manufacture Part #:	31-0528	Sheeting Color:	White	Date:	20-MAY-2019	
	CM#:	CM_2157_	Print Color:	Red	Scale:	Do Not Scale (Reference Only)	



Description: **Exit (51-6147) 16 S.F. 48"X48" Type P**

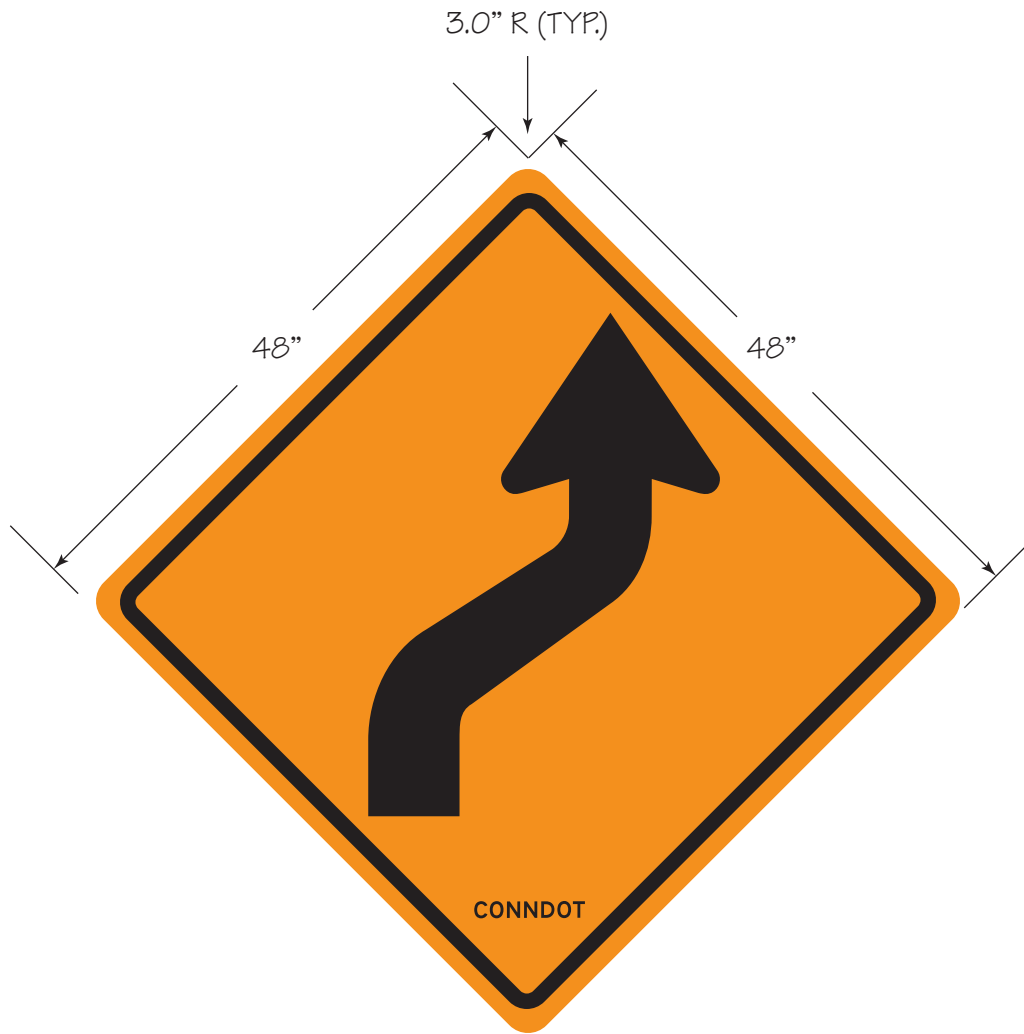


Size:	48"W x 48"H	Sheeting Type:	Type IV (HIP)	Substrate:	14 ga. (0.080") Aluminum 5052
Manufacture Part #:	51-6147	Sheeting Color:	White	Date:	20-MAY-2019
CM#:	CM_2157_	Print Color:	Green	Scale:	Do Not Scale (Reference Only)



Description: **(Sym) Arrow Shift Left (80-9452) 16 S.F48"X48" Type R**

	Size:	48"W x 48"H	Sheeting Type:	Type XI (HIP)	Substrate:	14 ga. (0.080") Aluminum 5052	Page 3-17
	Manufacture Part #:	80-9452	Sheeting Color:	Fluorescent Orange	Date:	20-MAY-2019	
	CM#:	CM_2157_	Print Color:	Opaque Black	Scale:	Do Not Scale (Reference Only)	



Description: **(Sym) Arrow Shift Right (80-9451) 16 S.F. 48"X48" Type 5**


	Size:	48"W x 48"H	Sheeting Type:	Type XI (HIP)	Substrate:	14 ga. (0.080") Aluminum 5052	Page 3-18
	Manufacture Part #:	80-9451	Sheeting Color:	Fluorescent Orange	Date:	20-MAY-2019	
	CM#:	CM_2157_	Print Color:	Opaque Black	Scale:	Do Not Scale (Reference Only)	



Description: **One Lane Road Ahead Sign (80-9834) 9 S.F. 36" X 36" Type U**

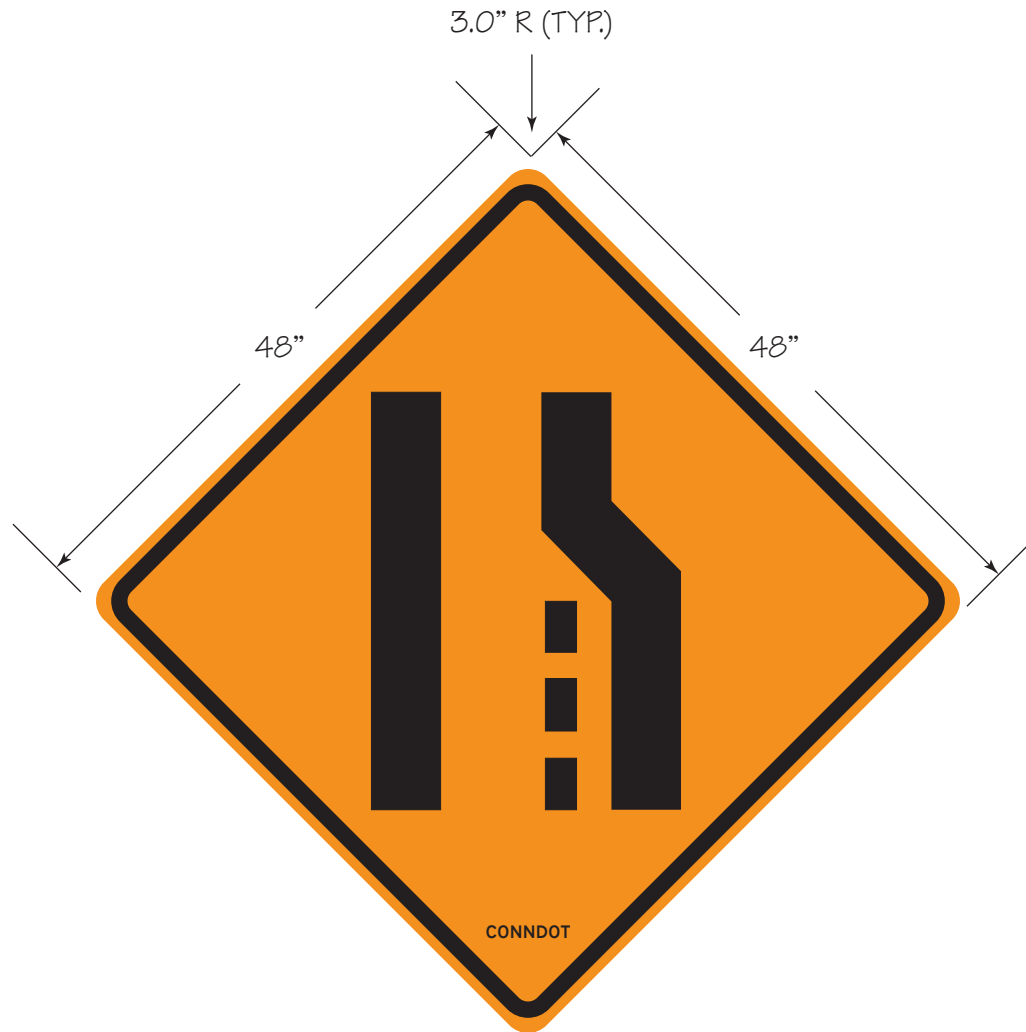


Size:	36"W x 36"H	Sheeting Type:	Type XI (HIP)	Substrate:	14 ga. (0.080") Aluminum 5052
Manufacture Part #:	80-9834	Sheeting Color:	Fluorescent Orange	Date:	20-MAY-2019
CM#:	CM_2157_8150289	Print Color:	Opaque Black	Scale:	Do Not Scale (Reference Only)



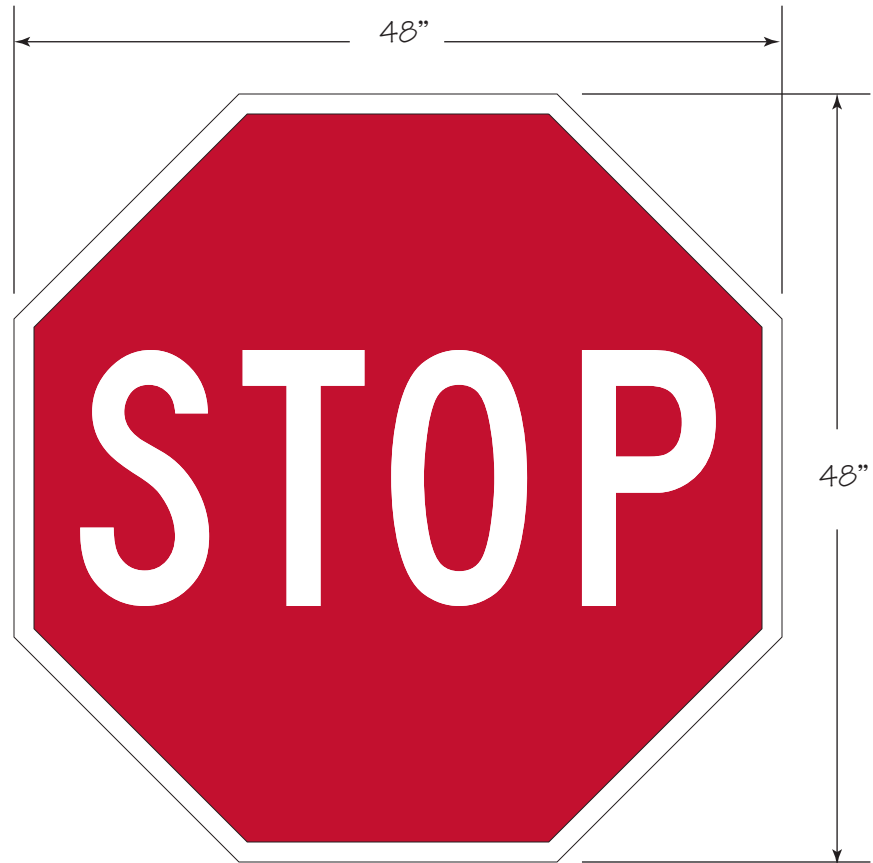
Description: **Flagman Symbol (80-9803) 9 S.F. 36" X 36" Type V**

	Size:	36"W x 36"H	Sheeting Type:	Type XI (HIP)	Substrate:	14 ga. (0.080") Aluminum 5052	Page 3-20
	Manufacture Part #:	80-9834	Sheeting Color:	Fluorescent Orange	Date:	20-MAY-2019	
	CM#:	CM_2157_8150288	Print Color:	Opaque Black	Scale:	Do Not Scale (Reference Only)	



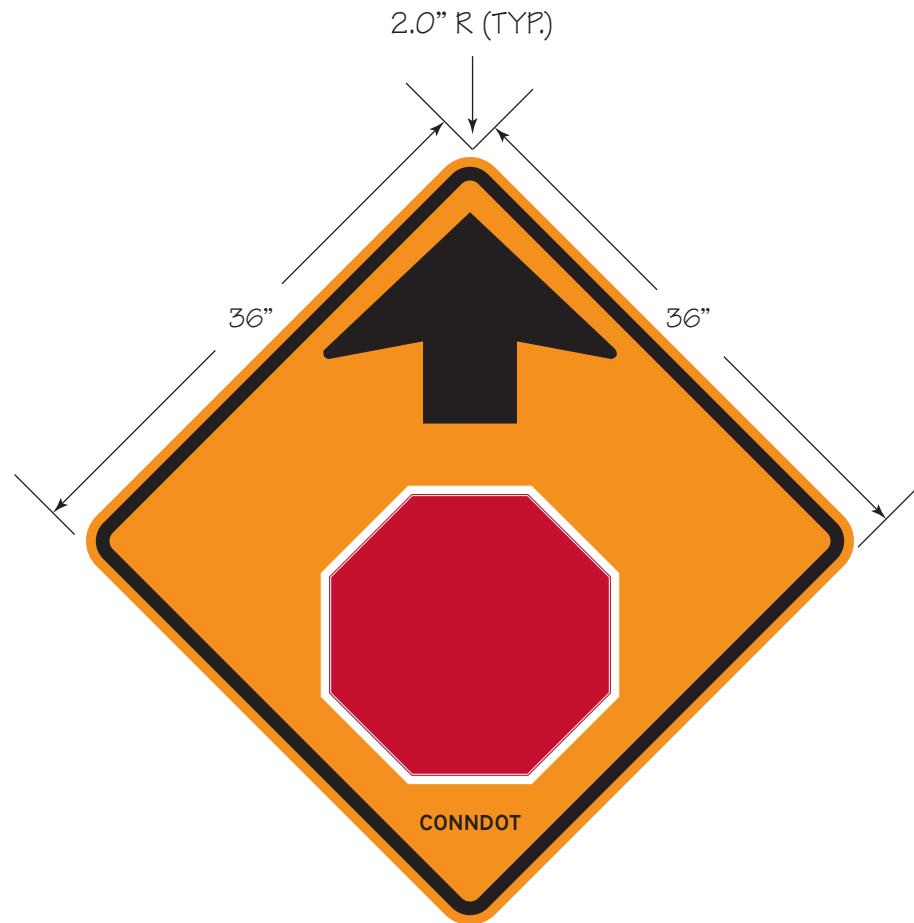
Description: **Lane Shift Left Sign (80-9917) 16 S.F. 48" X 48" Type W**

	Size:	48"W x 48"H	Sheeting Type:	Type XI (HIP)	Substrate:	14 ga. (0.080") Aluminum 5052	Page
	Manufacture Part #:	80-9917	Sheeting Color:	Fluorescent Orange	Date:	20-MAY-2019	
	CM#:	CM_2157_8150292	Print Color:	Opaque Black	Scale:	Do Not Scale (Reference Only)	



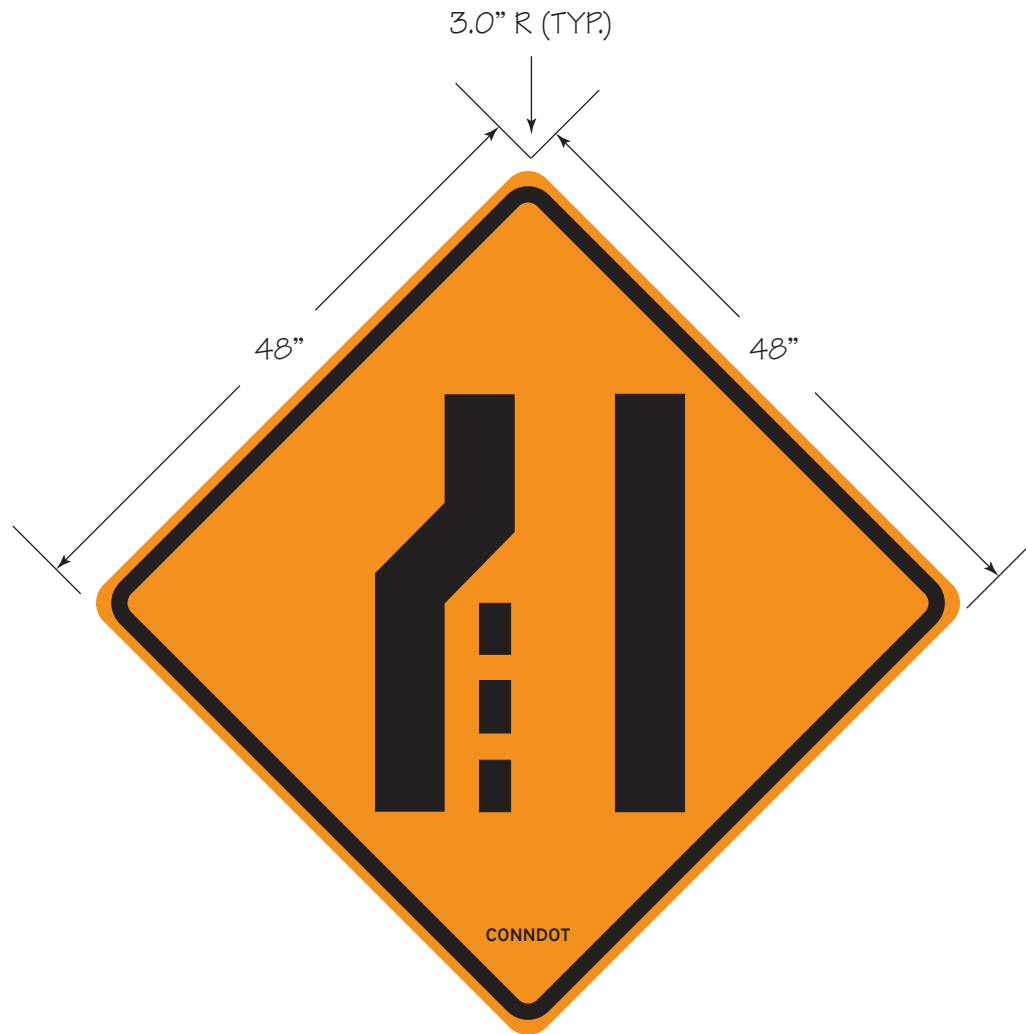
Description: **Stop (31-0557) 16 S.F. 48" Type X**

	Size: 48"W x 48"H	Sheeting Type: Type IV (HIP)	Substrate: 14 ga. (0.080") Aluminum 5052	Page 3-22
	Manufacture Part #: 31-0557	Sheeting Color: White	Date: 20-MAY-2019	
	CM#: CM_2157_	Print Color: Red	Scale: Do Not Scale (Reference Only)	



Description: **(Sym) Arrow & Stop (80-9050) 9 S.F. 36"X36" Type Y**

	Size:	36"W x 36"H	Sheeting Type:	Type XI (HIP)	Substrate:	14 ga. (0.080") Aluminum 5052	Page 3-23
	Manufacture Part #:	80-9050	Sheeting Color:	Fluorescent Orange	Date:	20-MAY-2019	
	CM#:	CM_2157_	Print Color:	Opaque Black	Scale:	Do Not Scale (Reference Only)	



Description: **Lane Shift Right Sign (80-9918) 16 S.F. 48" X 48" Type Z**



Size:	48"W x 48"H	Sheeting Type:	Type XI (HIP)	Substrate:	14 ga. (0.080") Aluminum 5052
Manufacture Part #:	80-9918	Sheeting Color:	Fluorescent Orange	Date:	20-MAY-2019
CM#:	CM_2157_8150296	Print Color:	Opaque Black	Scale:	Do Not Scale (Reference Only)



Description: **Left Lane Closed 14 S.F 48"x42" (Type 1)**

	Size:	48"W x 42"H	Sheeting Type:	Type XI (HIP)	Substrate:	14 ga. (0.080") Aluminum 5052	Page
	Manufacture Part #:	None	Sheeting Color:	Fluorescent Orange	Date:	20-MAY-2019	
	CM#:	CM_2157_	Print Color:	Opaque Black	Scale:	Do Not Scale (Reference Only)	



Description: **Right Lane Closed 14 S.F. 48"x42" (Type 2)**



Size:	48"W x 42"H	Sheeting Type:	Type XI (HIP)	Substrate:	14 ga. (0.080") Aluminum 5052
Manufacture Part #:	None	Sheeting Color:	Fluorescent Orange	Date:	20-MAY-2019
CM#:	CM_2157_	Print Color:	Opaque Black	Scale:	Do Not Scale (Reference Only)



Description: **Slow Moving Truck Ahead 96"x48" 32 S.F. (Type 3)**



Size:	96"W x 48"H	Sheeting Type:	Type XI (HIP)	Substrate:	14 ga. (0.080") Aluminum 5052
Manufacture Part #:	80-9815	Sheeting Color:	Fluorescent Orange	Date:	20-MAY-2019
CM#:	CM_2157_	Print Color:	Opaque Black	Scale:	Do Not Scale (Reference Only)



Description: **Legend Varies 96"x18" 12 S.F (Type 4)**

	Size:	96"W x 18"H	Sheeting Type:	Type XI (HIP)	Substrate:	14 ga. (0.080") Aluminum 5052	Page 3-28
	Manufacture Part #:	80-9914	Sheeting Color:	Fluorescent Orange	Date:	20-MAY-2019	
	CM#:	CM_2157_	Print Color:	Opaque Black	Scale:	Do Not Scale (Reference Only)	



Description: **Left Two Lanes Closed 14 S.F. 48"x42" (Type 5)**

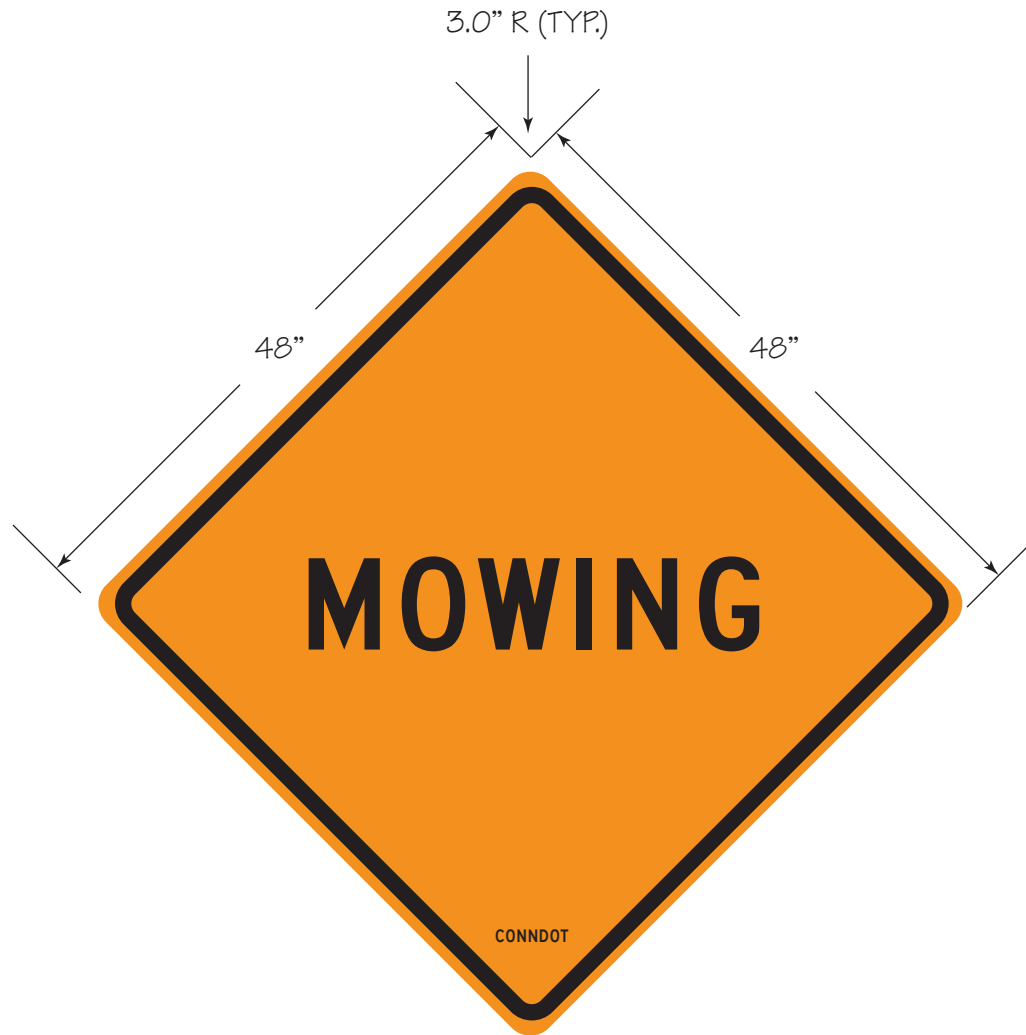


Size:	48"W x 42"H	Sheeting Type:	Type XI (HIP)	Substrate:	14 ga. (0.080") Aluminum 5052
Manufacture Part #:	None	Sheeting Color:	Fluorescent Orange	Date:	20-MAY-2019
CM#:	CM_2157_	Print Color:	Opaque Black	Scale:	Do Not Scale (Reference Only)



Description: **Right Two Lanes Closed 14 S.F. 48"x42" (Type G)**

	Size:	48"W x 42"H	Sheeting Type:	Type XI (HIP)	Substrate:	14 ga. (0.080") Aluminum 5052	Page
	Manufacture Part #:	None	Sheeting Color:	Fluorescent Orange	Date:	20-MAY-2019	
	CM#:	CM_2157_	Print Color:	Opaque Black	Scale:	Do Not Scale (Reference Only)	



Description: **Mowing 14 S.F. 48"x48" (Type 7)**

	Size:	48"W x 48"H	Sheeting Type:	Type XI (HIP)	Substrate:	14 ga. (0.080") Aluminum 5052	Page
	Manufacture Part #:	80-9610	Sheeting Color:	Fluorescent Orange	Date:	20-MAY-2019	
	CM#:	CM_2157_	Print Color:	Opaque Black	Scale:	Do Not Scale (Reference Only)	



Description: **Paddle Sign 24" with 2 pc. 8 ft PVC Staff**

	Size:	24"W x 24"H	Sheeting Type:	Type IV (HIP)	Substrate:	6 mm Black PVC	Page 3-32
	Manufacture Part #:	80-9950	Sheeting Color:	White	Date:	20-MAY-2019	
	CM#:	CM_2157_6836226	Print Color:	Red/Orange/Opaque Black	Scale:	Do Not Scale (Reference Only)	

Sign Plan 1



80-1613
QTY 1
24"x30"



31-1906
QTY 1
42"x48"



80-9612
QTY 2
24"x48"



80-9604
QTY 2
48"x48"



80-9848
QTY 2
48"x48"



80-9917
QTY 2
48"x48"

Description: **Work Zone Sign Plan 1**



Size:	Various	Sheeting Type:	Type XI (HIP) / Type IV (HIP)	Substrate:	14 ga. (0.080") Aluminum 5052
Manufacture Part #:	Plan 1	Sheeting Color:	Fluorescent Orange / White	Date:	20-MAY-2019
CM#:	CM_2157_8153397	Print Color:	Opaque Black	Scale:	Do Not Scale (Reference Only)

Sign Plan 2



80-1613
QTY 1
24"x30"



31-1906
QTY 1
42"x48"



80-9612
QTY 2
24"x48"



80-9604
QTY 2
48"x48"



80-9838
QTY 2
48"x48"



80-9917
QTY 4
48"x48"

Description: **Work Zone Sign Plan 2**



Size:	Various	Sheeting Type:	Type XI (HIP) / Type IV (HIP)	Substrate:	14 ga. (0.080") Aluminum 5052
Manufacture Part #:	Plan 2	Sheeting Color:	Fluorescent Orange / White	Date:	20-MAY-2019
CM#:	CM_2157_	Print Color:	Opaque Black	Scale:	Do Not Scale (Reference Only)

Sign Plan 3



80-1613
QTY 1
24"x30"



31-1906
QTY 1
42"x48"



80-9612
QTY 2
24"x48"



80-9604
QTY 2
48"x48"



80-9847
QTY 2
48"x48"



80-9918
QTY 2
48"x48"

Description: **Work Zone Sign Plan 3**

	Size:	Various	Sheeting Type:	Type XI (HIP) / Type IV (HIP)	Substrate:	14 ga. (0.080") Aluminum 5052	Page 3-35
	Manufacture Part #:	Plan 3	Sheeting Color:	Fluorescent Orange / White	Date:	20-MAY-2019	
	CM#:	CM_2157_8153401	Print Color:	Opaque Black	Scale:	Do Not Scale (Reference Only)	

Sign Plan 4



80-1613
QTY 1
24"x30"



31-1906
QTY 1
42"x48"



80-9612
QTY 2
24"x48"



80-9604
QTY 2
48"x48"



80-9837
QTY 2
48"x48"



80-9918
QTY 4
48"x48"

Description: **Work Zone Sign Plan 4**

	Size:	Various	Sheeting Type:	Type XI (HIP) / Type IV (HIP)	Substrate:	14 ga. (0.080") Aluminum 5052	Page 3-36
	Manufacture Part #:	Plan 4	Sheeting Color:	Fluorescent Orange / White	Date:	20-MAY-2019	
	CM#:	CM_2157_	Print Color:	Opaque Black	Scale:	Do Not Scale (Reference Only)	

Sign Plan 6



80-1613
QTY 1
24"x30"



31-1906
QTY 1
42"x48"



80-9612
QTY 2
24"x48"



80-9604
QTY 2
48"x48"



80-9957
QTY 1
48"x48"



80-9959
QTY 1
48"x48"

Description: **Work Zone Sign Plan 6**

	Size:	Various	Sheeting Type:	Type XI (HIP) / Type IV (HIP)	Substrate:	14 ga. (0.080") Aluminum 5052	Page 3-37
	Manufacture Part #:	Plan 6	Sheeting Color:	Fluorescent Orange / White	Date:	20-MAY-2019	
	CM#:	CM_2157_8153402	Print Color:	Opaque Black	Scale:	Do Not Scale (Reference Only)	

Sign Plan 7



80-1613
QTY 1
24"x30"



31-1906
QTY 1
42"x48"



80-9612
QTY 3
24"x48"



80-9604
QTY 2
48"x48"



51-6147
QTY 1
48"x48"

Description: **Work Zone Sign Plan 7**

	Size:	Various	Sheeting Type:	Type XI (HIP) / Type IV (HIP)	Substrate:	14 ga. (0.080") Aluminum 5052	Page 3-38
	Manufacture Part #:	Plan 7	Sheeting Color:	Fluorescent Orange / White	Date:	20-MAY-2019	
	CM#:	CM_2157_	Print Color:	Opaque Black / Green	Scale:	Do Not Scale (Reference Only)	

Sign Plan 8



80-1613
QTY 1
24"x30"



80-9604
QTY 1
48"x48"



80-9612
QTY 2
24"x48"



80-9055
QTY 1
48"x48"



31-0528
QTY 1
60"x60"



51-6147
QTY 1
48"x48"

Description: **Work Zone Sign Plan 8**



Size:	Various	Sheeting Type:	Type XI (HIP) / Type IV (HIP)	Substrate:	14 ga. (0.080") Aluminum 5052
Manufacture Part #:	Plan 8	Sheeting Color:	Fluorescent Orange / White	Date:	20-MAY-2019
CM#:	CM_2157_	Print Color:	Opaque Black / Red /Green	Scale:	Do Not Scale (Reference Only)

Sign Plan 9



80-1613
QTY 1
24"x30"



31-1906
QTY 1
42"x48"



80-9612
QTY 2
24"x48"



80-9604
QTY 2
48"x48"



80-9957
QTY 1
48"x48"



80-9959
QTY 1
48"x48"

Description: **Work Zone Sign Plan 9**

	Size:	Various	Sheeting Type:	Type XI (HIP) / Type IV (HIP)	Substrate:	14 ga. (0.080") Aluminum 5052	Page 3-40
	Manufacture Part #:	Plan 9	Sheeting Color:	Fluorescent Orange / White	Date:	20-MAY-2019	
	CM#:	CM_2157_	Print Color:	Opaque Black	Scale:	Do Not Scale (Reference Only)	

Sign Plan 10



80-1613
QTY 1
24"x30"



31-1906
QTY 1
42"x48"



80-9612
QTY 1
24"x48"



80-9604
QTY 1
48"x48"



80-9848
QTY 2
48"x48"



80-9917
QTY 1
48"x48"

Description: **Work Zone Sign Plan 10**

	Size:	Various	Sheeting Type:	Type XI (HIP) / Type IV (HIP)	Substrate:	14 ga. (0.080") Aluminum 5052	Page 3-41
	Manufacture Part #:	Plan 10	Sheeting Color:	Fluorescent Orange / White	Date:	20-MAY-2019	
	CM#:	CM_2157_8153398	Print Color:	Opaque Black	Scale:	Do Not Scale (Reference Only)	

Sign Plan 11



80-1613
QTY 2
24"x30"



31-1906
QTY 2
42"x48"



80-9612
QTY 2
24"x48"



80-9604
QTY 2
48"x48"



80-9847
QTY 2
48"x48"



80-9918
QTY 1
48"x48"

Description: **Work Zone Sign Plan 11**

	Size:	Various	Sheeting Type:	Type XI (HIP) / Type IV (HIP)	Substrate:	14 ga. (0.080") Aluminum 5052	Page 3-42
	Manufacture Part #:	Plan 11	Sheeting Color:	Fluorescent Orange / White	Date:	20-MAY-2019	
	CM#:	CM_2157_	Print Color:	Opaque Black	Scale:	Do Not Scale (Reference Only)	

Sign Plan 12



80-1613
QTY 2
24"x30"



31-1906
QTY 2
42"x48"



80-9612
QTY 2
24"x48"



80-9604
QTY 2
48"x48"



80-9848
QTY 2
48"x48"



80-9959
QTY 2
48"x48"



80-9452
QTY 1
48"x48"



80-9451
QTY 1
48"x48"



80-9917
QTY 1
48"x48"



80-9918
QTY 1
48"x48"

Description: **Work Zone Sign Plan 12**



Size:	Various	Sheeting Type:	Type XI (HIP) / Type IV (HIP)	Substrate:	14 ga. (0.080") Aluminum 5052
Manufacture Part #:	Plan 12	Sheeting Color:	Fluorescent Orange / White	Date:	20-MAY-2019
CM#:	CM_2157_	Print Color:	Opaque Black	Scale:	Do Not Scale (Reference Only)

Sign Plan 13



80-1613
QTY 2
24"x30"



31-1906
QTY 2
42"x48"



80-9612
QTY 2
24"x48"



80-9603
QTY 2
36"x36"



80-9834
QTY 2
36"x36"



80-9803
QTY 2
36"x36"

Description: **Work Zone Sign Plan 13**

	Size:	Various	Sheeting Type:	Type XI (HIP) / Type IV (HIP)	Substrate:	14 ga. (0.080") Aluminum 5052	Page 3-44
	Manufacture Part #:	Plan 13	Sheeting Color:	Fluorescent Orange / White	Date:	20-MAY-2019	
	CM#:	CM_2157_8153399	Print Color:	Opaque Black	Scale:	Do Not Scale (Reference Only)	

Sign Plan 14



80-1613
QTY 2
24"x30"



31-1906
QTY 2
42"x48"



80-9612
QTY 2
24"x48"



80-9603
QTY 2
36"x36"



80-9958
QTY 1
36"x36"

Description: **Work Zone Sign Plan 14**

	Size:	Various	Sheeting Type:	Type XI (HIP) / Type IV (HIP)	Substrate:	14 ga. (0.080") Aluminum 5052	Page 3-45
	Manufacture Part #:	Plan 14	Sheeting Color:	Fluorescent Orange / White	Date:	20-MAY-2019	
	CM#:	CM_2157_8153400	Print Color:	Opaque Black	Scale:	Do Not Scale (Reference Only)	

Sign Plan 15



80-1613
QTY 2
24"x30"



31-1906
QTY 2
42"x48"



80-9612
QTY 2
24"x48"



80-9603
QTY 2
36"x36"

Description: **Work Zone Sign Plan 15**

	Size:	Various	Sheeting Type:	Type XI (HIP) / Type IV (HIP)	Substrate:	14 ga. (0.080") Aluminum 5052	Page 3-46
	Manufacture Part #:	Plan 15	Sheeting Color:	Fluorescent Orange / White	Date:	20-MAY-2019	
	CM#:	CM_2157_	Print Color:	Opaque Black	Scale:	Do Not Scale (Reference Only)	

Sign Plan 16



80-1613
QTY 1
24"x30"




31-1906
QTY 1
42"x48"



80-9612
QTY 2
24"x48"



80-9603
QTY 2
48"x48"



31-1526
QTY 2
24"x30"

Description: **Work Zone Sign Plan 16**

	Size:	Various	Sheeting Type:	Type XI (HIP) / Type IV (HIP)	Substrate:	14 ga. (0.080") Aluminum 5052	Page 3-47
	Manufacture Part #:	Plan 16	Sheeting Color:	Fluorescent Orange / White	Date:	20-MAY-2019	
	CM#:	CM_2157_	Print Color:	Opaque Black	Scale:	Do Not Scale (Reference Only)	

Sign Plan 17



80-1613
QTY 4
24"x30"



31-1906
QTY 4
42"x48"



80-9612
QTY 4
24"x48"



80-9603
QTY 4
36"x36"



31-1526
QTY 4
24"x30"

Description: **Work Zone Sign Plan 17**

	Size:	Various	Sheeting Type:	Type XI (HIP) / Type IV (HIP)	Substrate:	14 ga. (0.080") Aluminum 5052	Page 3-48
	Manufacture Part #:	Plan 17	Sheeting Color:	Fluorescent Orange / White	Date:	20-MAY-2019	
	CM#:	CM_2157_	Print Color:	Opaque Black	Scale:	Do Not Scale (Reference Only)	

Sign Plan 18



80-1613
QTY 2
24"x30"



31-1906
QTY 2
42"x48"



80-9612
QTY 2
24"x48"



80-9603
QTY 2
36"x36"



80-9834
QTY 2
36"x36"



80-9050
QTY 2
36"x36"



31-0557
QTY 2
48"x48"


Description: **Work Zone Sign Plan 18**

	Size:	Various	Sheeting Type:	Type XI (HIP) / Type IV (HIP)	Substrate:	14 ga. (0.080") Aluminum 5052	Page 3-49
	Manufacture Part #:	Plan 18	Sheeting Color:	Fluorescent Orange / White	Date:	20-MAY-2019	
	CM#:	CM_2157_	Print Color:	Opaque Black / Red	Scale:	Do Not Scale (Reference Only)	

Sign Plan 19

NO SIGNS ARE MADE BY CEC

Description: **Work Zone Sign Plan 19**

	Size:	Various	Sheeting Type:	Type XI (HIP) / Type IV (HIP)	Substrate:	14 ga. (0.080") Aluminum 5052	Page 3-50
	Manufacture Part #:	Plan 19	Sheeting Color:	Fluorescent Orange / White	Date:	20-MAY-2019	
	CM#:	CM_2157_	Print Color:	Opaque Black	Scale:	Do Not Scale (Reference Only)	

Sign Plan 20



80-1613
QTY 1
24"x30"



31-1906
QTY 1
42"x48"



80-9612
QTY 1
24"x48"



QTY 1
48"x42"

Description: **Work Zone Sign Plan 20**

	Size:	Various	Sheeting Type:	Type XI (HIP) / Type IV (HIP)	Substrate:	14 ga. (0.080") Aluminum 5052	Page
	Manufacture Part #:	Plan 20	Sheeting Color:	Fluorescent Orange / White	Date:	20-MAY-2019	
	CM#:	CM_2157_	Print Color:	Opaque Black	Scale:	Do Not Scale (Reference Only)	

Sign Plan 21



80-1613
QTY 1
24"x30"



31-1906
QTY 1
42"x48"



80-9612
QTY 1
24"x48"



QTY 1
48"x42"

Description: **Work Zone Sign Plan 21**

	Size:	Various	Sheeting Type:	Type XI (HIP) / Type IV (HIP)	Substrate:	14 ga. (0.080") Aluminum 5052	Page
	Manufacture Part #:	Plan 21	Sheeting Color:	Fluorescent Orange / White	Date:	20-MAY-2019	
	CM#:	CM_2157_	Print Color:	Opaque Black	Scale:	Do Not Scale (Reference Only)	

Sign Plan 22



80-1613
QTY 1
24"x30"



31-1906
QTY 1
42"x48"



80-9612
QTY 1
24"x48"



QTY 1
48"x42"

Description: **Work Zone Sign Plan 22**

	Size:	Various	Sheeting Type:	Type XI (HIP) / Type IV (HIP)	Substrate:	14 ga. (0.080") Aluminum 5052	Page 3-53
	Manufacture Part #:	Plan 22	Sheeting Color:	Fluorescent Orange / White	Date:	20-MAY-2019	
	CM#:	CM_2157_	Print Color:	Opaque Black	Scale:	Do Not Scale (Reference Only)	

Sign Plan 23



80-1613
QTY 1
24"x30"



31-1906
QTY 1
42"x48"



80-9612
QTY 1
24"x48"



QTY 1
48"x42"

Description: **Work Zone Sign Plan 23**

	Size:	Various	Sheeting Type:	Type XI (HIP) / Type IV (HIP)	Substrate:	14 ga. (0.080") Aluminum 5052	Page 3-54
	Manufacture Part #:	Plan 23	Sheeting Color:	Fluorescent Orange / White	Date:	20-MAY-2019	
	CM#:	CM_2157_	Print Color:	Opaque Black	Scale:	Do Not Scale (Reference Only)	

Sign Plan 24



80-1613
QTY 1
24"x30"



31-1906
QTY 1
42"x48"



80-9612
QTY 1
24"x48"



80-9815
QTY 1
96"x48"



80-9914
QTY 1
96"x18"

Description: **Work Zone Sign Plan 24**

	Size:	Various	Sheeting Type:	Type XI (HIP) / Type IV (HIP)	Substrate:	14 ga. (0.080") Aluminum 5052	Page 3-55
	Manufacture Part #:	Plan 24	Sheeting Color:	Fluorescent Orange / White	Date:	20-MAY-2019	
	CM#:	CM_2157_	Print Color:	Opaque Black	Scale:	Do Not Scale (Reference Only)	

Sign Plan 25



80-1613
QTY 1
24"x30"



80-9610
QTY 3
42"x48"

Description: **Work Zone Sign Plan 25**

	Size:	Various	Sheeting Type:	Type XI (HIP) / Type IV (HIP)	Substrate:	14 ga. (0.080") Aluminum 5052	Page
	Manufacture Part #:	Plan 25	Sheeting Color:	Fluorescent Orange / White	Date:	20-MAY-2019	
	CM#:	CM_2157_	Print Color:	Opaque Black	Scale:	Do Not Scale (Reference Only)	

Sign Plan H1



80-1613
QTY 1
24"x30"



31-1906
QTY 2
42"x48"



80-9612
QTY 3
24"x48"



80-9604
QTY 3
48"x48"



80-9957
QTY 1
48"x48"



80-9959
QTY 1
48"x48"



80-9451
QTY 1
48"x48"



80-9452
QTY 1
48"x48"

Description: **Work Zone Sign Plan H1**



Size:	Various	Sheeting Type:	Type XI (HIP) / Type IV (HIP)	Substrate:	14 ga. (0.080") Aluminum 5052
Manufacture Part #:	Plan H1	Sheeting Color:	Fluorescent Orange / White	Date:	20-MAY-2019
CM#:	CM_2157_	Print Color:	Opaque Black	Scale:	Do Not Scale (Reference Only)

Sign Plan H2



80-1613
QTY 1
24"x30"



31-1906
QTY 2
42"x48"



80-9612
QTY 2
24"x48"



80-9604
QTY 2
48"x48"



80-9957
QTY 1
48"x48"



80-9959
QTY 1
48"x48"

Description: **Work Zone Sign Plan H2**

	Size:	Various	Sheeting Type:	Type XI (HIP) / Type IV (HIP)	Substrate:	14 ga. (0.080") Aluminum 5052	Page 3-58
	Manufacture Part #:	Plan 1	Sheeting Color:	Fluorescent Orange / White	Date:	20-MAY-2019	
	CM#:	CM_2157_	Print Color:	Opaque Black	Scale:	Do Not Scale (Reference Only)	

Sign Plan H3



80-1613
QTY 1
24"x30"



31-1906
QTY 1
42"x48"



80-9612
QTY 2
24"x48"



80-9604
QTY 2
48"x48"



80-9957
QTY 1
48"x48"



80-9959
QTY 1
48"x48"

Description: **Work Zone Sign Plan H3**

	Size:	Various	Sheeting Type:	Type XI (HIP) / Type IV (HIP)	Substrate:	14 ga. (0.080") Aluminum 5052	Page 3-59
	Manufacture Part #:	Plan H3	Sheeting Color:	Fluorescent Orange / White	Date:	20-MAY-2019	
	CM#:	CM_2157_	Print Color:	Opaque Black	Scale:	Do Not Scale (Reference Only)	

Sign Plan H4



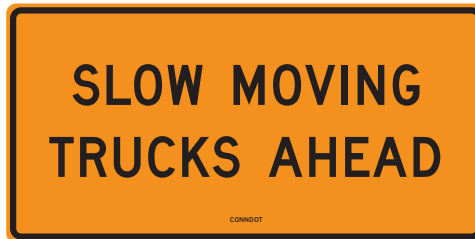
80-1613
QTY 1
24"x30"



31-1906
QTY 1
42"x48"



80-9612
QTY 1
24"x48"




80-9815
QTY 1
96"x48"



80-9914
QTY 1
96"x18"

Description: **Work Zone Sign Plan H4**

	Size:	Various	Sheeting Type:	Type XI (HIP) / Type IV (HIP)	Substrate:	14 ga. (0.080") Aluminum 5052	Page 3-60
	Manufacture Part #:	Plan H4	Sheeting Color:	Fluorescent Orange / White	Date:	20-MAY-2019	
	CM#:	CM_2157_	Print Color:	Opaque Black	Scale:	Do Not Scale (Reference Only)	